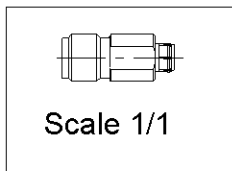
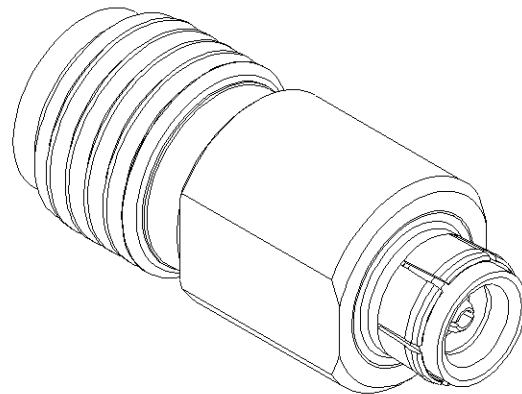
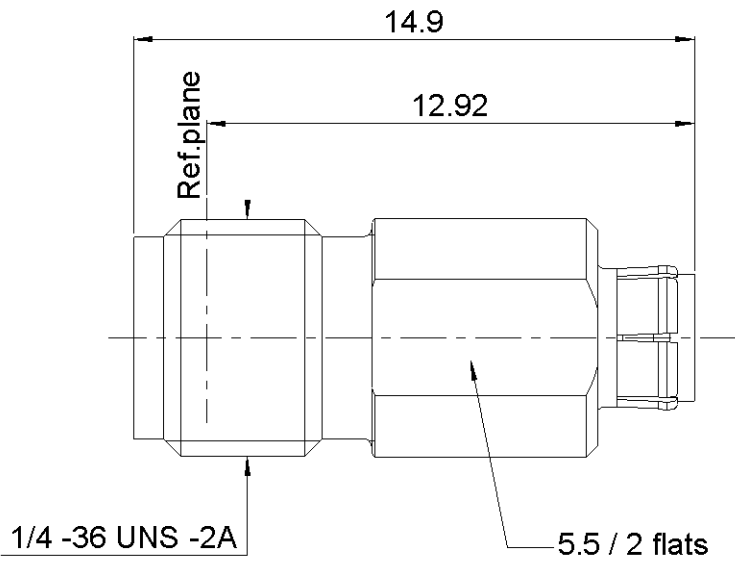


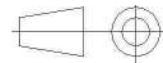
SMA FEMALE - MMBX MALE STRAIGHT ADAPTER

R191.389.200

Series : ADAPT



All dimensions are in mm.



COMPONENTS	MATERIALS	PLATINGS (µm)
BODY	CUPRO BERYLLIUM	OR 0.2 SUR NICKEL 2 AMAGNETIQUE
CENTER CONTACT	CUPRO BERYLLIUM	OR 1.3 SUR NICKEL 2
OUTER CONTACT	CUPRO BERYLLIUM	OR 0.2 SUR NICKEL 2 AMAGNETIQUE
INSULATOR	PTFE	
GASKET		
OTHERS PARTS		
-	-	-
-	-	-

Issue : 20-07-15A

In the effort to improve our products, we reserve the right to make changes judged to be necessary.



SMA FEMALE - MMBX MALE STRAIGHT ADAPTER

R191.389.200

Series : ADAPT

PACKAGING

SPECIFICATION

Standard	Unit	Other
	-	Contact us

ELECTRICAL CHARACTERISTICS

ENVIRONMENTAL

Impedance		50 Ω
Frequency		0-12.4 GHz
VSWR	1.083 +	0,0000 x F(GHz) Maxi
Insertion loss		0.12 √F(GHz) dB Maxi
RF leakage	- (100 - F(GHz)) dB Maxi
Voltage rating		330 Veff Maxi
Dielectric withstanding voltage		500 Veff mini
Insulation resistance		1000 MΩ mini

Operating temperature	-55/+155° ° C
Hermetic seal	NA Atm.cm3/s
Panel leakage	NA

OTHERS CHARACTERISTICS

Assembly instruction

Others :
to 6 GHz
Interface MMBX only up to 2.5GHz

MECHANICAL CHARACTERISTICS

Center contact retention		
Axial force – Mating end	10	N mini
Axial force – Opposite end	10	N mini
Torque	NA	N.cm mini
Recommended torque		
Mating		N.cm
Panel nut	NA	N.cm
Mating life	500	Cycles mini
Weight	1,7800	g

Issue : 20-07-15A

In the effort to improve our products, we reserve the right to make changes judged to be necessary.

