


Data sheet | Item number: 286-364

Relay module; Nominal input voltage: 24 VDC; 1 make contact; Limiting continuous current: 5 A; Red status indicator; Module width: 10 mm; gray

www.wago.com/286-364




Color:



Subject to changes. Please also observe the further product documentation!

WAGO GmbH & Co. KG
Hansastr. 27
32423 Minden
Phone: +49571 887-0 | Fax: +49571 887-169
Email: info.de@wago.com | Web: www.wago.com

Do you have any questions about our products?
We are always happy to take your call at +49 (571) 887-44222.



Load limit curve

Data

Technical data

Control Circuit

Nominal input voltage U_N	DC 24 V
Input voltage range	$\pm 10\%$
Nominal input current at U_N	8 mA

Subject to changes. Please also observe the further product documentation!

WAGO GmbH & Co. KG
Hansastr. 27
32423 Minden
Phone: +49571 887-0 | Fax: +49571 887-169
Email: info.de@wago.com | Web: www.wago.com

Do you have any questions about our products?
We are always happy to take your call at +49 (571) 887-44222.



Load circuit

Number of make/switch-on contacts	1
Contact material (relay)	AgSnO ₂
Limiting continuous current	5 A
Switching voltage (max.)	AC 250 V
Switching power (resistive) max.	AC 1250 VA
Pull-in time (typ.)	6 ms
Drop-out time (typ.)	6 ms
Bounce time (typ.)	2 ms
Electrical life (NO; resistive load; 23 °C)	10 x 10 ³ switching operations
Mechanical life	50 x 10 ³ switching operations

Signaling

Status indicator	Red LED
------------------	---------

Safety and protection

Rated voltage	250 V
Rated surge voltage	2.5 kV
Pollution degree	2
Dielectric strength (control/load circuit) (AC, 1 min)	3 kVrms
Protection type	IP20

Physical data

Width	10 mm / 0.394 inches
Height from upper-edge of DIN-rail	82.5 mm / 3.248 inches
Depth	52 mm / 2.047 inches

Mechanical data

Mounting type	Pluggable module for receptacle terminal blocks
---------------	---

Material Data

Color	gray
Fire load	0.298 MJ
Weight	16.8 g

Subject to changes. Please also observe the further product documentation!



Environmental requirements

Ambient temperature (operation at U _N)	-25 ... +40 °C
Ambient temperature (storage)	-25 ... +70 °C
Processing temperature	-25 ... +50 °C
Relative humidity	5 ... 85 % (no condensation permissible)
Operating altitude (max.)	2000 m

Standards and specifications

Standards/specifications	EN 60664-1
--------------------------	------------

Commercial data

Product Group	6 (INTERFACE ELECTRONIC)
eCl@ss 10.0	27-37-16-01
eCl@ss 9.0	27-37-16-01
ETIM 8.0	EC001437
ETIM 7.0	EC001437
Recupel Type	
PU (SPU)	25 (1) pcs
Packaging type	box
Country of origin	DE
GTIN	4045454524968
Customs tariff number	85364900990

Environmental Product Compliance

CAS-No.	7439-92-1 79-94-7
REACH Candidate List Substance	2,2',6,6'-tetrabromo-4,4'-isopropylidenediphenol Lead
RoHS Compliance Status	Compliant,With Exemption
RoHS Exemption	7(a) 7(c)-I
SCIP notification number (Austria)	37cfa972-56bf-436f-b83e-b1434f6fb6aa
SCIP notification number (Belgium)	719ef852-64c4-45c0-b92e-7380c444b323
SCIP notification number (Bulgaria)	2ceb4bb5-ac32-490d-b51f-bcfc974cb78
SCIP notification number (Czech Republic)	d24be673-9397-4c03-849d-ed0a14b0cc37
SCIP notification number (Denmark)	41005413-0991-4ab3-b825-e9071cbbbe2f
SCIP notification number (Finland)	57a59f15-2ca7-4465-a94b-5475ccdfca41

Subject to changes. Please also observe the further product documentation!

WAGO GmbH & Co. KG
 Hansastr. 27
 32423 Minden
 Phone: +49571 887-0 | Fax: +49571 887-169
 Email: info.de@wago.com | Web: www.wago.com

Do you have any questions about our products?
 We are always happy to take your call at +49 (571) 887-44222.



SCIP notification number (France)	0a96f464-1266-41aa-b867-5f22b4de28ff
SCIP notification number (Germany)	83cd04c6-49b4-4396-9c6f-45f99ec34ad5
SCIP notification number (Hungary)	6dbef225-5d5b-4243-b85a-b6a9bb51bf96
SCIP notification number (Italy)	c451ce8b-66ae-4aef-9c3a-e2466d17e8e3
SCIP notification number (Netherlands)	2f3984bf-52c4-46d0-9234-240886a77fb5
SCIP notification number (Poland)	31fb2071-96d0-4ccb-8c06-712ce3cd9a8d
SCIP notification number (Romania)	9e4d84f8-e373-4804-965e-68c907fa360f
SCIP notification number (Sweden)	d1b08015-267e-4128-a4aa-52ca75ca45fe

Approvals / Certificates

General approvals

Logo	Approval	Additional Approval Text	Certificate name
	EAC Brjansker Zertifizierungsstelle	TP TC 004/2011	EAC RU C-DE.AM02.B.00122/19

Declarations of conformity and manufacturer's declarations

Logo	Approval	Additional Approval Text	Certificate name
	EU-Declaration of Conformity WAGO GmbH & Co. KG	-	-

Optional accessories

Marking accessories

Marker		
	Item no.: 209-701 WSB marking card; as card; not stretchable; plain; snap-on type; white	www.wago.com/209-701

Terminal blocks

Terminal block for pluggable modules		
	Item no.: 280-608 Terminal block for pluggable modules; 4-pole; with 4-conductor terminal blocks; with orange separator; www.wago.com/280-608 for DIN-rail 35 x 15 and 35 x 7.5; 2.5 mm ² ; CAGE CLAMP®; 2,50 mm ² ; gray	
	Item no.: 280-618 Terminal block for pluggable modules; 4-pole; with 2-conductor terminal blocks; with orange separator; www.wago.com/280-618 for DIN-rail 35 x 15 and 35 x 7.5; 2.5 mm ² ; CAGE CLAMP®; 2,50 mm ² ; gray	
	Item no.: 280-762 Terminal block for pluggable modules; 4-pole; with 4-conductor terminal blocks; with marker carrier; www.wago.com/280-762 with orange separator; for DIN-rail 35 x 15 and 35 x 7.5; 2.5 mm ² ; CAGE CLAMP®; 2,50 mm ² ; gray	

Subject to changes. Please also observe the further product documentation!

WAGO GmbH & Co. KG
Hansastr. 27
32423 Minden
Phone: +49571 887-0 | Fax: +49571 887-169
Email: info.de@wago.com | Web: www.wago.com

Do you have any questions about our products?
We are always happy to take your call at +49 (571) 887-44222.



Downloads

Documentation

Bid Text

286-364 X81 - Datei	2019 年2月19 日	xml 3.7 kB	Download
------------------------	--------------	---------------	----------

286-364 doc - Datei	2018 年3月22 日	doc 26.1 kB	Download
------------------------	--------------	----------------	----------

Instruction Leaflet

		pdf 1.3 MB	Download
--	--	---------------	----------

Additional Information

Disposal and Recycling Electrical and electronic equipment, Batteries, Packaging	V 1.1.0 2022 年8月18 日	pdf 2.2 MB	Download
---	-------------------------	---------------	----------

CAD/CAE-Data

CAD data

2D/3D Models 286-364		URL	Download
----------------------	--	-----	----------

CAE data

WSCAD Universe 286-364		URL	Download
------------------------	--	-----	----------

ZUKEN Portal 286-364		URL	Download
----------------------	--	-----	----------

Environmental Product Compliance

Compliance Search

Environmental Product Compliance 286-364 Relay module; Nominal input voltage: 24 VDC; 1 make contact; Limiting continuous current: 5 A; Red status indicator; Module width: 10 mm; gray		URL	Download
--	--	-----	----------

Installation Notes

Installation

Subject to changes. Please also observe the further product documentation!




Coding ensures correct polarity.



Pluggable electronic modules on 2- or 4-conductor carrier terminal blocks

Marking



Marking via WMB Multi Marking System.

Testing



Function testing via touch-proof test slots

Subject to changes. Please also observe the further product documentation!