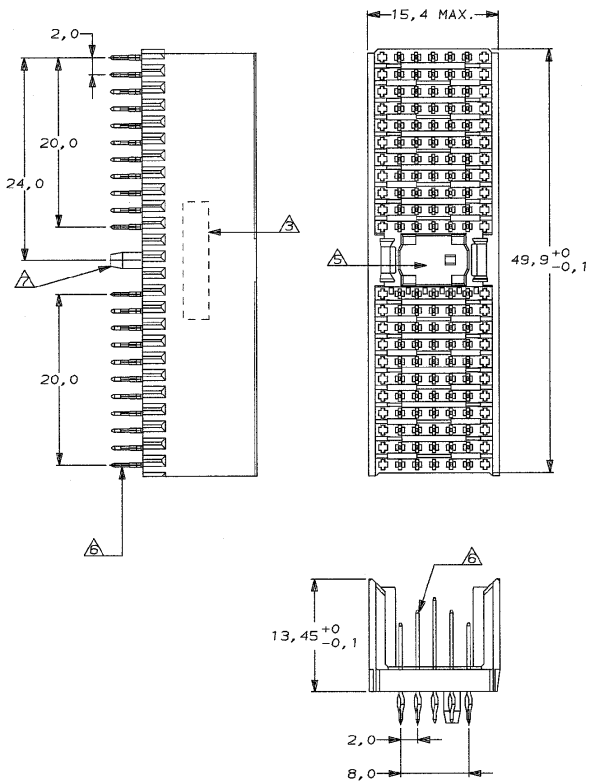
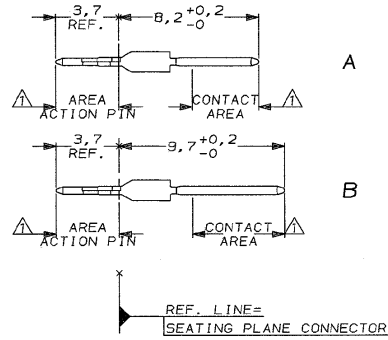


CONNECTOR ASSEMBLY
EXAMPLARY LOADED



CONTACT DIMENSIONS



DO NOT SCALE
DIMENSIONS IN mm

METRIC



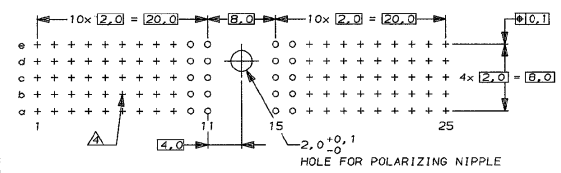
CONTACT LAYOUT

	z	a	b	c	d	e	f
1	A	B	B	B	B		
2	B	B	B	B	B		
3	B	B	B	B	B		
4	B	B	B	B	B		
5	B	B	B	B	B		
6	B	B	B	B	B		
7	B	B	B	B	B		
8	B	B	B	B	B		
9	B	B	B	B	B		
10	B	B	B	B	B		
11	B	B	B	B	B		
MULTI PURPOSE CENTRE							
15	B	B	B	B	B		
16	B	B	B	B	B		
17	B	B	B	B	B		
18	B	B	B	B	B		
19	B	B	B	B	B		
20	B	B	B	B	B		
21	B	B	B	B	B		
22	B	B	B	B	B		
23	B	B	B	B	B		
24	B	B	B	B	B		
25	A	B	B	B	B		

THIS DRAWING IS
PRELIMINARY

- NOTES:**
- ⚠ PLATING
 - CONTACT AREA: 0,8µm Au MIN. OVER 1,3µm Ni MIN.
 - ACTION PIN : 0,5µm SnPb MIN. OVER 1,3µm Ni MIN.
 - ⚠ MATERIAL CONTACT: PHOSPHORBRONZE.
 - MATERIAL HOUSING: GLASSFILLED POLYESTER.
 - ⚠ CONNECTOR PRINTED WITH PARTNUMBER AND DATECODE.
 - ⚠ PLATED-THROUGH HOLES AT 2x2mm SQUARE GRID.
 - TOTAL 110 HOLES .
 - ⚠ AREA RESERVED FOR KEYING PART (BASIC P.N. 100525).
 - ⚠ FOR ACTUAL PIN LOADING SEE "CONTACT LAYOUT"
 - ⚠ POLARIZING NIPPLE

RECOMMENDED PCB-HOLE LAY-OUT
COMPONENT SIDE SHOWN



P.C.B. HOLE DIM. ACTION PIN

DRILLED HOLE:	0,7±0,025mm
FIN. HOLE	: 0,55 TO 0,65mm
Cu-thks	: 0,025 TO 0,050mm
SnPb-thks	: 0,004 TO 0,010mm

FINISH		MATERIAL		PARTNUMBER	
-	-	-	-	106372-1	
CUSTOMER DRAWING					
FOR REFERENCE ONLY WILL NOT BE UPDATED.					
© COPYRIGHT 1983 BY AMP HOLLAND B.V.					
ALL INTERNATIONAL RIGHTS RESERVED. AMP PRODUCTS MAY BE COVERED BY U.S. AND FOREIGN AND/OR PATENTS PENDING.					
THIS DRAWING IS UNPUBLISHED AND/OR PATENTS PENDING.					
RELEASED FOR PUBLICATION					
AMP				AMP HOLLAND B.V. 's-Hertogenbosch, The Netherlands.	
NAME Z-PACK 2mm HM TYPE A					
110 POS. MALE BACKPANEL					
CONNECTOR ASSEMBLY					
A	EH-0905-93	JVD	BN	20-NOV-93	
LTR.	REVISION RECORD	DR.	CHK.	DATE	
DR.:	V. DREJNEL	CHK.:	G. HOOIJ	APP.:	
DATE:	20-NOV-93	DATE:	20-NOV-93	DATE:	20-NOV-93
DWG. No. C-106372				REV. LTR.	SHEET
				A	1 of 1