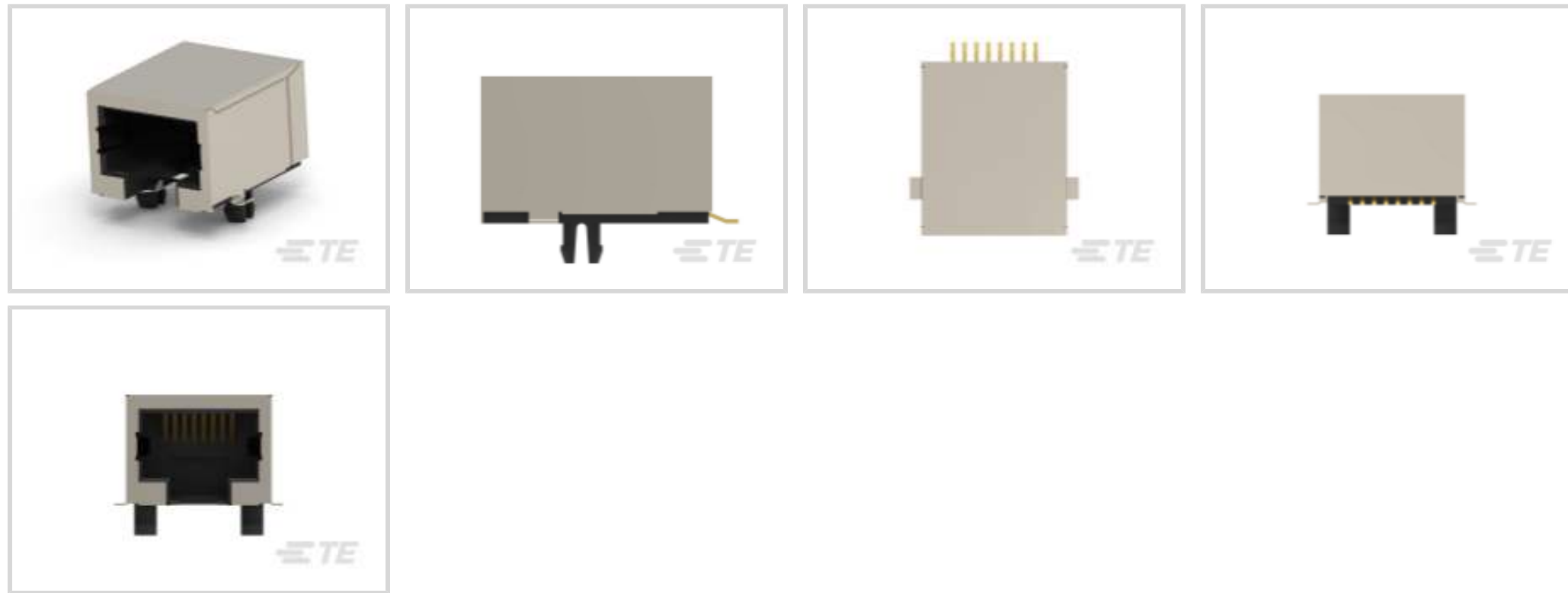




TE Internal #: 1-1775365-4
 RJ45 Connectors, RJ45, Single Port, 1 x 1, RJ Type Jacks & Plugs,
 Standard Connector Contact Density, Jack, Shielded, Cat 3,
 Standard - Latch Down

[View on TE.com >](#)

Connectors > Modular Jacks & Plugs > RJ45 Connectors



Modular Jack & Plug Interface Type: **RJ45**
 Port Configuration: **Single Port**
 Port Matrix Configuration: **1 x 1**
 Modular Jacks & Plugs Products: **RJ Type Jacks & Plugs**
 Connector Contact Density: **Standard**

Features

Product Type Features

Connector Product Type	Connector Assembly
Modular Jack & Plug Interface Type	RJ45
Modular Jacks & Plugs Products	RJ Type Jacks & Plugs
Modular Connector Style	Jack
Grounding Options	PCB Ground
Connector & Contact Terminates To	Printed Circuit Board

Configuration Features

Status Indicator Type	None
Number of PCB Ground Tabs	2
Port Configuration	Single Port
Port Matrix Configuration	1 x 1
Connector Contact Density	Standard
Number of Positions	8
Number of Loaded Positions	8
PCB Mount Orientation	Right Angle



Body Features

Shield Plating Material	Nickel
Shield Material	Brass
Modular Jack Latch Orientation	Standard - Latch Down
Connector Profile	Standard

Contact Features

Contact Underplating Material	Nickel
PCB Contact Termination Area Plating Material	Gold Flash
Contact Current Rating (Max)	1 A
Contact Mating Area Plating Material	Gold
Contact Base Material	Phosphor Bronze
Contact Mating Area Plating Material Thickness	1.27 μm [50 μin]

Termination Features

Termination Method to Printed Circuit Board	Surface Mount
Termination Post & Tail Length	1 mm[.039 in]

Mechanical Attachment

Panel Mount Feature	Without
PCB Mount Retention Type	Guide Post
Connector Mounting Type	Board Mount

Housing Features

Mating Entry Location	Side
Centerline (Pitch)	1.02 mm[.04 in]
Housing Color	Black
Housing Material	PA 9T GF30

Dimensions

PCB Thickness (Recommended)	1.6 mm[.063 in]
Connector Height	11.8 mm[.465 in]

Usage Conditions

Operating Temperature Range	-40 – 85 $^{\circ}\text{C}$ [-40 – 185 $^{\circ}\text{F}$]
-----------------------------	---

Operation/Application

Shielded	Yes
----------	-----



Circuit Application

Signal

Industry Standards

UL Flammability Rating

UL 94V-0

Performance Category

Cat 3

Packaging Features

Packaging Quantity

110

Packaging Method

Reel

Other

Modular Jacks & Plugs Comment

Short, with Solder Terminal

Product Compliance

For compliance documentation, visit the product page on [TE.com](https://www.te.com)>

EU RoHS Directive 2011/65/EU

Compliant

EU ELV Directive 2000/53/EC

Compliant

China RoHS 2 Directive MIIT Order No 32, 2016

No Restricted Materials Above Threshold

EU REACH Regulation (EC) No. 1907/2006

Current ECHA Candidate List: JUNE 2023 (235)
 Candidate List Declared Against: JUNE 2022 (224)
 Does not contain REACH SVHC

Halogen Content

Not Low Halogen - contains Br or Cl > 900 ppm.

Solder Process Capability

Reflow solder capable to 260°C

Product Compliance Disclaimer

This information is provided based on reasonable inquiry of our suppliers and represents our current actual knowledge based on the information they provided. This information is subject to change. The part numbers that TE has identified as EU RoHS compliant have a maximum concentration of 0.1% by weight in homogenous materials for lead, hexavalent chromium, mercury, PBB, PBDE, DBP, BBP, DEHP, DIBP, and 0.01% for cadmium, or qualify for an exemption to these limits as defined in the Annexes of Directive 2011/65/EU (RoHS2). Finished electrical and electronic equipment products will be CE marked as required by Directive 2011/65/EU. Components may not be CE marked. Additionally, the part numbers that TE has identified as EU ELV compliant have a maximum concentration of 0.1% by weight in homogenous materials for lead, hexavalent chromium, and mercury, and 0.01% for cadmium, or qualify for an exemption to these limits as defined in the Annexes of Directive 2000/53/EC (ELV). Regarding the REACH Regulation, the information TE provides on SVHC in articles for this part number is based on the latest European Chemicals Agency (ECHA) 'Guidance on requirements for substances in articles' posted at this URL: <https://echa.europa.eu/guidance-documents/guidance-on-reach>

Compatible Parts



TE Part # 188729-1
8P.COVER/SOLD.STOP


Customers Also Bought



TE Part #3-641126-7
07P MTA100 HDR ASY FL/STR LF



TE Part #2176117-5
TLR 1206 1.0W R003 1% 50PPM 2K RL



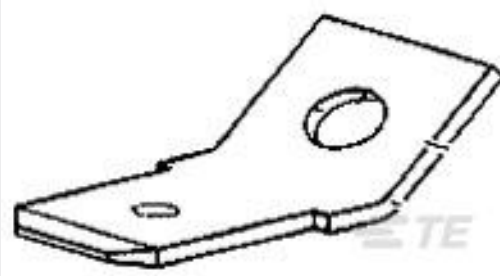
TE Part #5535043-5
ASSY,RECEPTACLE,EUROCARD,TYPE



TE Part #1-770858-1
10P MINI UMNL HDR ASSY AU LF



TE Part #1-794073-1
08P MINI UMNL HDR W/O DH AU LF



TE Part #60465-2
250 FASTON TAB TPBR



TE Part #1982295-2
ELCON MINI 2P RA HEADER,W/O CODING



TE Part #8-1879215-7
CPF 0402 36K5 0.1% 25PPM 1K RL



TE Part #5-102619-6
16 MODII HDR DRST SHRD .100CL

TE Part #361511-4
DWP-125-1/4-0-STK

Documents

Product Drawings

MOD JACK, RJ45, SHIELD,50u" Au, L=2.05mm

English

CAD Files

3D PDF

3D

Customer View Model

ENG_CVM_CVM_1-1775365-4_F_c-1-1775365-4-f.2d_dxf.zip



English

Customer View Model

[ENG_CVM_CVM_1-1775365-4_F_c-1-1775365-4-f.3d_igs.zip](#)

English

Customer View Model

[ENG_CVM_CVM_1-1775365-4_F_c-1-1775365-4-f.3d_stp.zip](#)

English

By downloading the CAD file I accept and agree to the [Terms and Conditions](#) of use.

Product Specifications

Product Specification

English