LOADING PATTERN MATING SIDE

	1	2	3	4	5	6	7	8	9	10	11	12	13	14	15	16	17	18	19	20	21	22	23	24	25
f	0	0	0	0	0	0	0	0	0	0	0				0	0	0	0	0	0	0	0	0	0	0
e	4	4	4	4	4	4	4	4	4	4	4				4	4	4	4	4	4	4	4	5	5	6
d	4	4	4	4	4	4	4	4	4	4	4				4	4	4	4	4	4	5	4	5	5	6
c	4	4	4	4	4	4	4	4	4	4	4				4	4	4	4	4	4	5	6	5	5	6
b	4	4	4	4	4	4	4	4	4	4	4				4	4	4	4	4	4	5	6	5	5	6
a	4	4	4	4	4	4	4	4	4	4	4				4	4	4	4	4	4	5	6	5	5	6
z	0	0	0	0	0	0	0	0	0	0	0				0	0	0	0	0	0	0	0	0	0	0

POS 01, 05, 10, 15, 20, 25

LOADED CONNECTOR ASSEMBLY
(FOR EXAMPLE)

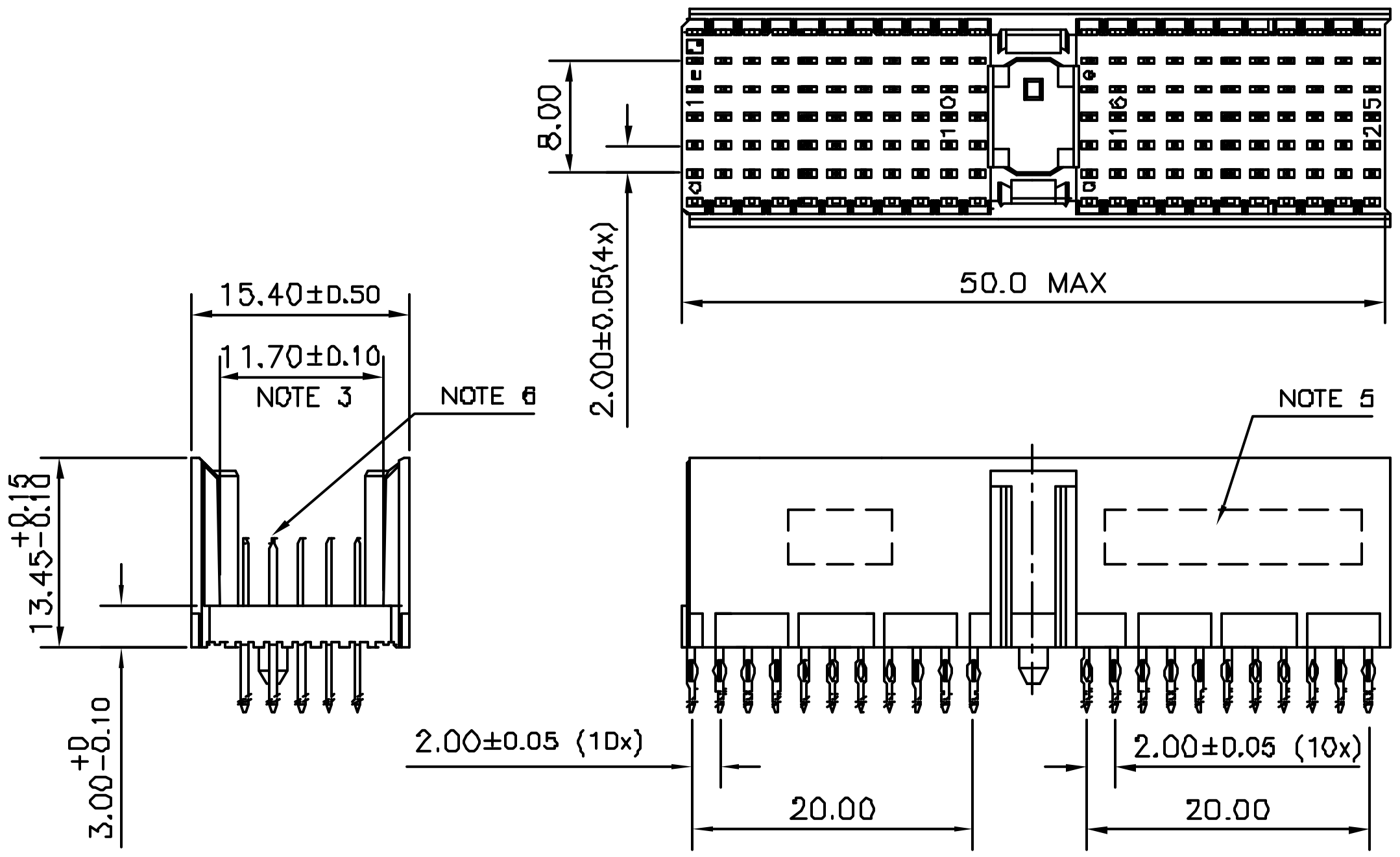

CONTACT OVERVIEW

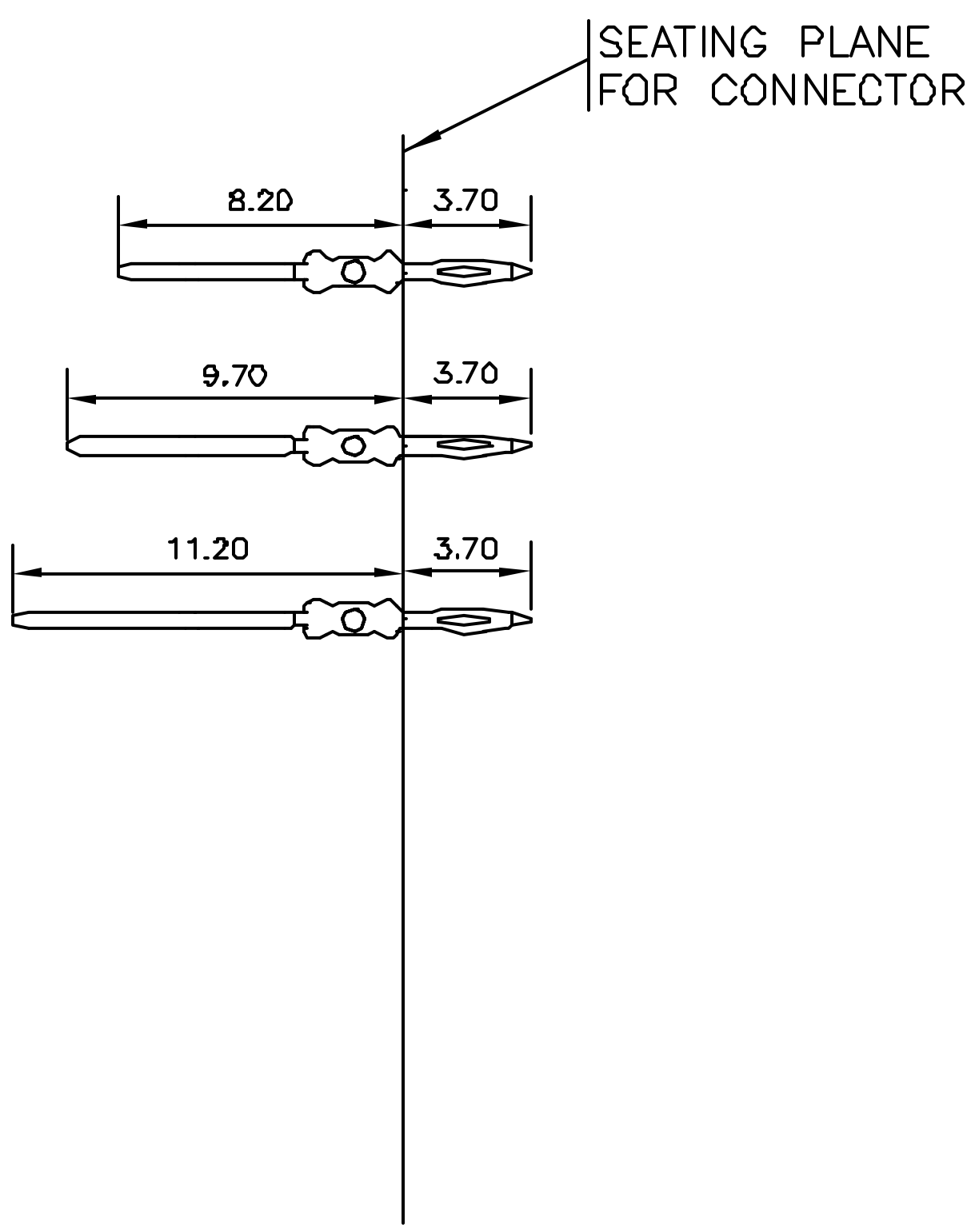

LAY–OUT P.C.B.–HOLE

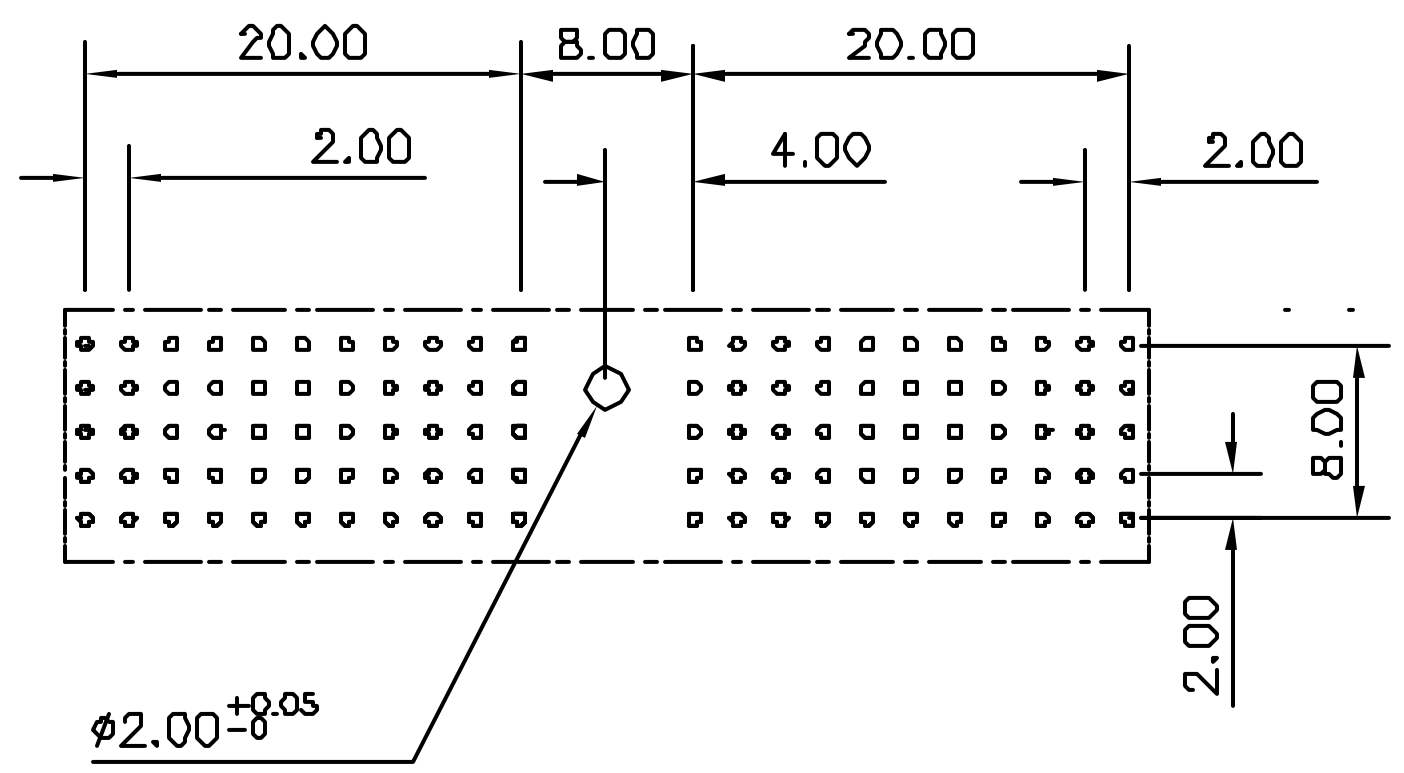

HM2P07PDH3R0-- --

LEAD FREE INDICATOR : LF = LEAD FREE
(DIGIT 15 & 16)

PLATING CODE (DIGIT 13 AND 14)
(REF DRW NO. BS,C , 201844 , 003)

NOTES

1. THIS PRODUCT IS CSA APPROVED.
2. THIS PRODUCT IS UL RECOGNIZED.
3. MEASURED AT THE BOTTOM.
4. MATERIAL CONTACT: PHOSPHORBRONZE
   HOUSING: CREAM WHITE GLASS FILLED POLYESTER UL-94V0
5. CONNECTOR PRINTED WITH P/N AND DATE CODE.
6. FOR ACTUAL CONTACT LOADINGS, SEE LOADING PATTERN MATING SIDE.
7. SHAPE OF CONNECTOR HOUSING CAN ALTER DEPENDING ON PRODUCTION LOCATION
8. THE PRODUCT (LF) MEETS EUROPEAN UNION DIRECTIVES AND OTHER COUNTRY REGULATIONS AS DESCRIBED IN GS-22-008
9. FOR RECOMMENDED PTH DIMENSIONS REFER DRAWING : BS, A , 201572 , 001

CATALOG NO: HM2P07PDH3R0- - - -

mat'l. code: SEE NOTE 4
surface: ISO 1302 √
tolerance: ISO 406 ISO 1101
projection
product family: MILLIPACS

tolerances unless otherwise specified: angles 0°±1°; linear .0±0.2, .00±0.1
MM
scale —

ltr	ecn no	dr	date
A	I06-0040	MINI	2006-03-24
B	I06-0141	MINI	2006-08-08

dr	MINI K VANDANATH	2006-03-24
engr	BIJU K PAUL	2006-03-24
chr	BIJU K PAUL	2006-08-08
appd	BIJU K PAUL	2006-08-08

title: MPACS 5+2R STR HDR PF CONN TYPE A

dwg no: BS, C ,203028, 698 — sheet 1 of 1 — size A3

type: Product Customer Drawing

sheet index: revision B, sheet 1

form: A3

FCIconnect.com
Copyright FCI

PDM: Rev:B STATUS:Released Printed: Dec 04, 2007