

LOC	DIST	REV	DATE	BY	APP'D
GP	00	1	20APR2009	RG	RL
		2	23APR2009	RG	RL

1. PART NUMBER CHANGES AND OR DESIGN CHANGES AFFECTING ITEM INTERCHANGEABILITY REQUIRE PRIOR TYCO ELECTRONICS APPROVAL AND AUTHORIZATION BY REVISION TO THIS DRAWING.

2. MATERIAL:
 INSULATORS - THERMOPLASTIC, GLASS REINFORCED,
 COLOR: BLACK, UL94V-0 FLAMMABILITY RATED.
 POWER CONTACTS - PHOSPHOR BRONZE ALLOY,
 COPPER ALLOY
 SOLDER SIGNAL PINS-BRASS ALLOY
 CROWN BAND-BERYLLIUM COPPER ALLOY

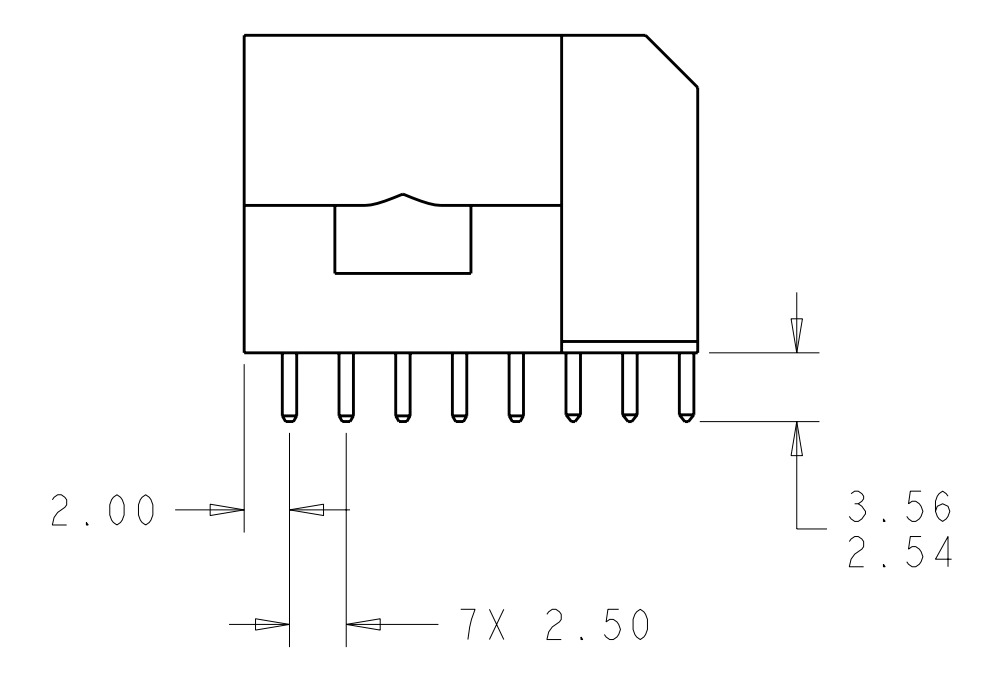
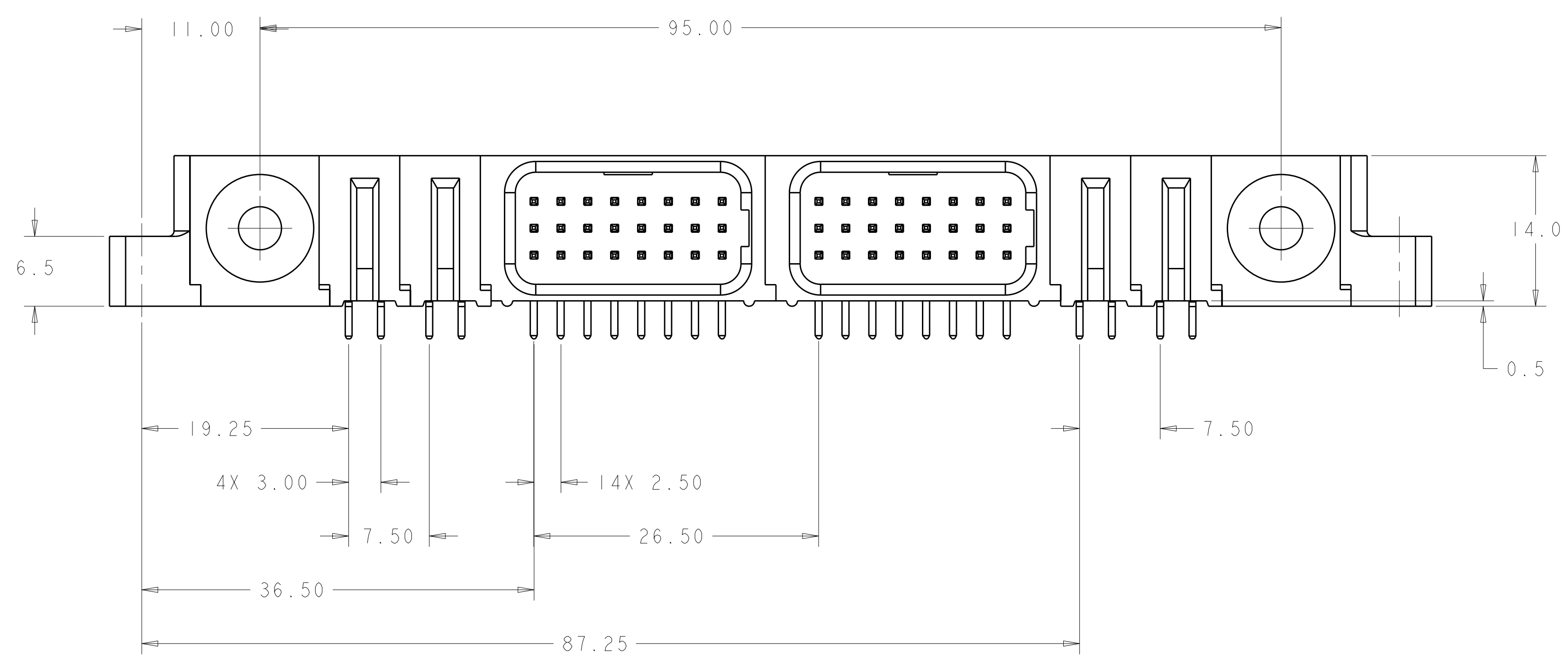
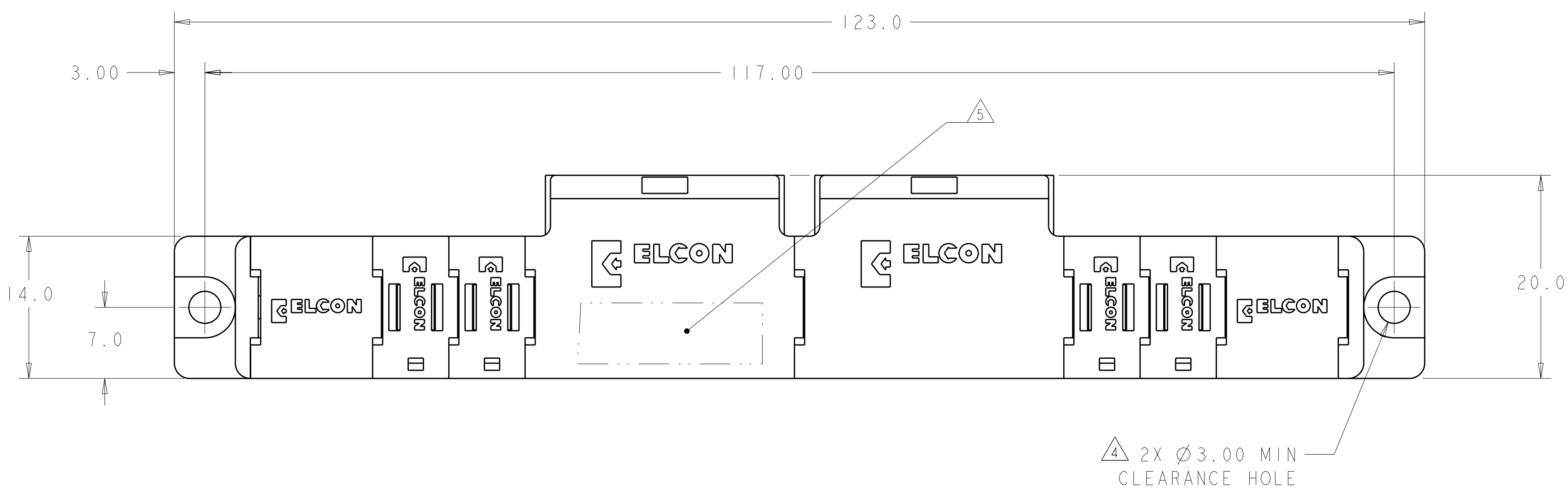
3. FINISH:
 CONTACTS - GOLD PLATE 0.76µm MIN. THK., OVER
 NICKEL 1.27µm MIN. THK
 SOLDER TAILS, TIN 3.05µm MIN. THK. OVER
 NICKEL 1.27µm MIN THK.

4. MOUNTING FLANGES ACCEPT M3 OR #4-40 SCREWS, (USER SUPPLIED)

5. ITEMS PROVIDED TO THIS SPECIFICATION TO BE PERMANENTLY IDENTIFIED PER THE FOLLOWING IDENTIFIER LABEL

TYCO ELECTRONICS P/N DATE CODE YEAR WEEK
 XXXXXXXX-X XXXX 1 1

6. CONNECTOR MATES WITH PN 2085239-1



THIS PRINT IS
PRELIMINARY
 UNQUALIFIED PRODUCT
 CONTACT PRODUCT ENGINEERING
 BEFORE USING THIS PRINT

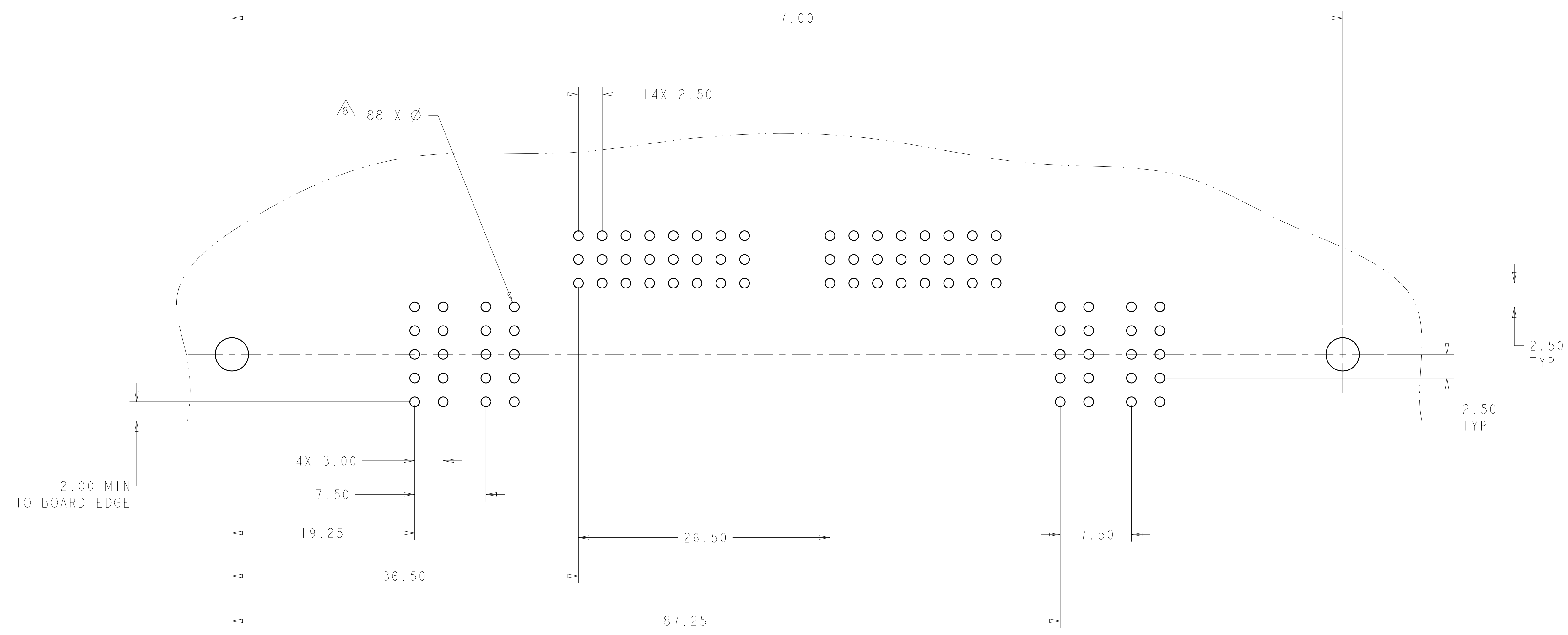
THIS DRAWING HAS BEEN
 REVIEWED AND APPROVED BY:
 SIGNED: _____
 DATE: _____
 THIS DRAWING IS A PRELIMINARY COPY AND CANNOT BE
 USED FOR MANUFACTURING UNTIL APPROVED BY CUSTOMER

AS SHOWN	2085238-1
DESCRIPTION	PART NUMBER

DIMENSIONS: mm 		TOLERANCES UNLESS OTHERWISE SPECIFIED: 9 PLC ±.5 5 PLC ±.25 4 PLC ±. ANGLES ±.5		DWN: R. GRZYBOWSKI 20APRIL09 CHK: R. LONDON 20APRIL09 APVD: M. PERCHERIE 20APRIL09		Tyco Electronics Harrisburg, PA 17105-3608	
MATERIAL: 2		FINISH: 3		PRODUCT SPEC: - APPLICATION SPEC: - WEIGHT: -		NAME: PIN CONNECTOR, RIGHT ANGLE SOLDER TAILS SIZE: A100779 CAGE CODE: C=2085238 DRAWING NO: - RESTRICTED TO: -	
CUSTOMER DRAWING				SCALE: 3:1		SHEET 1 OF 3 REV 2	

LOC	DIST	REV	DATE	BY	APPD
GP	00				

REVISIONS			
REV	DATE	BY	APPD
-	-	-	-
-	-	-	-
-	-	-	-



PRINTED CIRCUIT LAYOUT
 COMPONENT SIDE

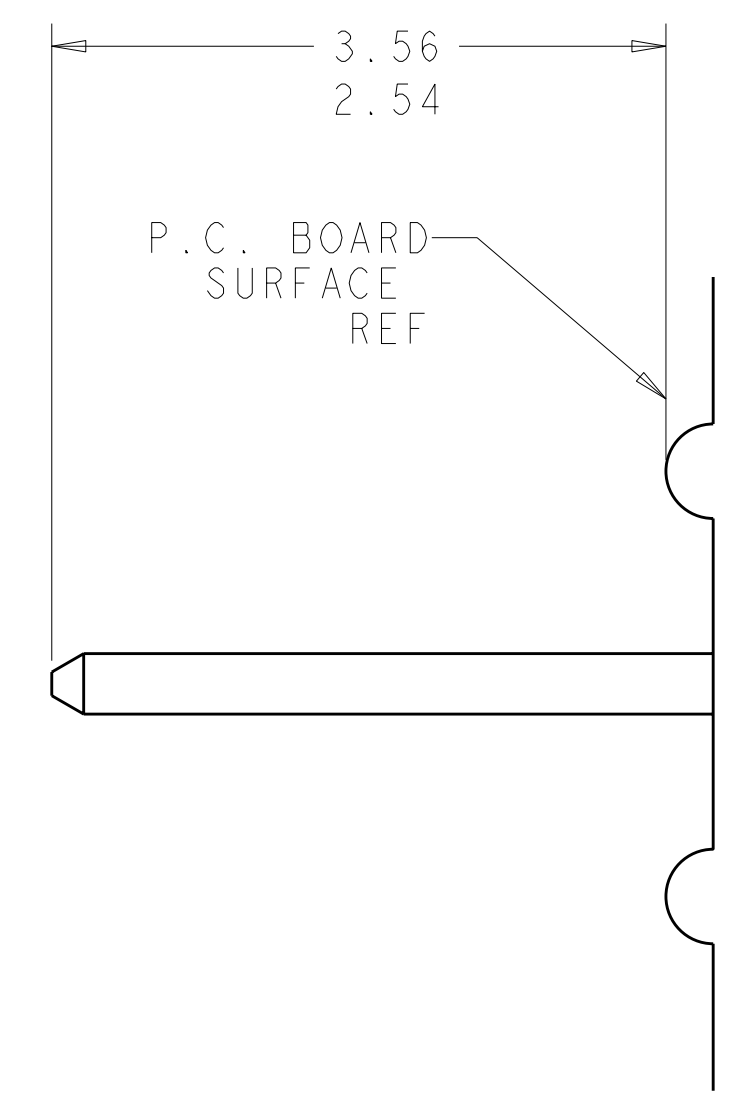
THIS PRINT IS
PRELIMINARY
 UNQUALIFIED PRODUCT
 CONTACT PRODUCT ENGINEERING
 BEFORE USING THIS PRINT

CONNECTOR	EQUIVALENT CATALOG MODULE #	MODULE QTY	CONTACT QTY	SIZE NO.	MATING PIN	MAX. CURRENT (PER CONTACT)	CONTACT SPACING	VOLTAGE RATING
PIN	FP104	4	4	8	1.25 X 7.00	35 amps	7.5	250
	FP302	2	48	22	.64 SQ.	3 amps	2.50	125 VOLTS
	FP506	2	-	-	RIGHT ANGLE GUIDE SOCKET			
	FP500	1	-	-	LEFT MOUNTING FLANGE			
	FP501	1	-	-	RIGHT MOUNTING FLANGE			

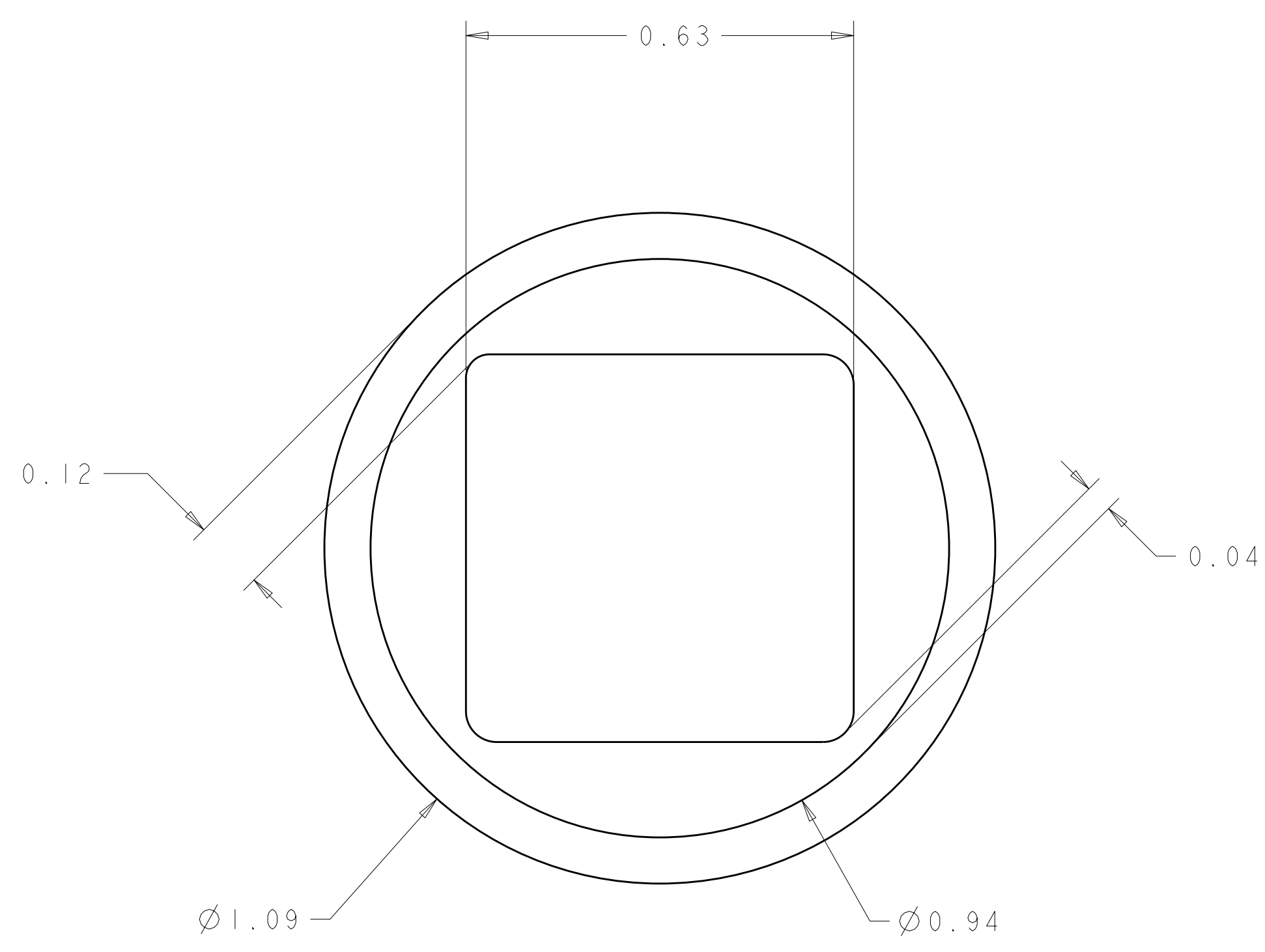
ELCON FLATPAQ

DIMENSIONS: mm 		TOLERANCES UNLESS OTHERWISE SPECIFIED: 9 PLC ±.5 1 PLC ±.5 2 PLC ±.25 3 PLC ±.5 4 PLC ±.5 ANGLES ±.5 FINISH		DWN R. GRZYBOWSKI 20APRIL09 CHK R. LONDON 20APRIL09 APVD M. PERCHERIE 20APRIL09 PRODUCT SPEC APPLICATION SPEC WEIGHT CUSTOMER DRAWING		Tyco Electronics Harrisburg, PA 17105-3608 NAME PIN CONNECTOR, RIGHT ANGLE SOLDER TAILS SIZE CAGE CODE DRAWING NO. RESTRICTED TO A100779C-2085238 SCALE 3:1 SHEET 2 OF 3 REV 2	
-----------------------	--	--	--	---	--	--	--

LOC	DIST	REVISIONS					
GP	00	P	LTB	DESCRIPTION	DATE	DWN	APVD
		-	-	SEE SHEET 1	-	-	-



7. SOLDER PIN DETAIL
SCALE 10:1



8 SOLDER TERMINATION AREA
 SCALE 40:1
 RECOMMENDED PRINTED CIRCUIT SOLDER HOLE
 FINISHED HOLE: Ø1.02 ±.08
 DRILLED HOLE: Ø1.15 ±.013
 COPPER PLATE: .025 MIN.
 TIN PLATE: .008 MIN. (PER SURFACE)

THIS PRINT IS
PRELIMINARY
 UNQUALIFIED PRODUCT
 CONTACT PRODUCT ENGINEERING
 BEFORE USING THIS PRINT

ELCON FLATPAQ

<small>THIS DRAWING IS UNPUBLISHED. RELEASED FOR PUBLICATION BY TYCO ELECTRONICS CORPORATION. ALL RIGHTS RESERVED.</small> <small>THIS IS SUBJECT TO CHANGE WITHOUT NOTICE AND WITHOUT OBLIGATION. TYCO ELECTRONICS CORPORATION SHALL BE CONTACTED FOR THE LATEST REVISION.</small>		DWN: R. GRZYBOWSKI 20APRIL09 CHK: R. LONDON 20APRIL09 APVD: M. PERCHERIE 20APRIL09	Tyco Electronics Harrisburg, PA 17105-3608
DIMENSIONS: mm 	TOLERANCES UNLESS OTHERWISE SPECIFIED: 9 PLC ±.5 1 PLC ±.5 2 PLC ±.25 3 PLC ±.25 4 PLC ±.5 ANGLES ±.5 FINISH	NAME: PIN CONNECTOR, RIGHT ANGLE SOLDER TAILS PRODUCT SPEC: APPLICATION SPEC: WEIGHT: CUSTOMER DRAWING	SIZE: A100779 CAGE CODE: C=2085238 DRAWING NO: RESTRICTED TO: SCALE: 3:1 SHEET 3 OF 3 REV 2