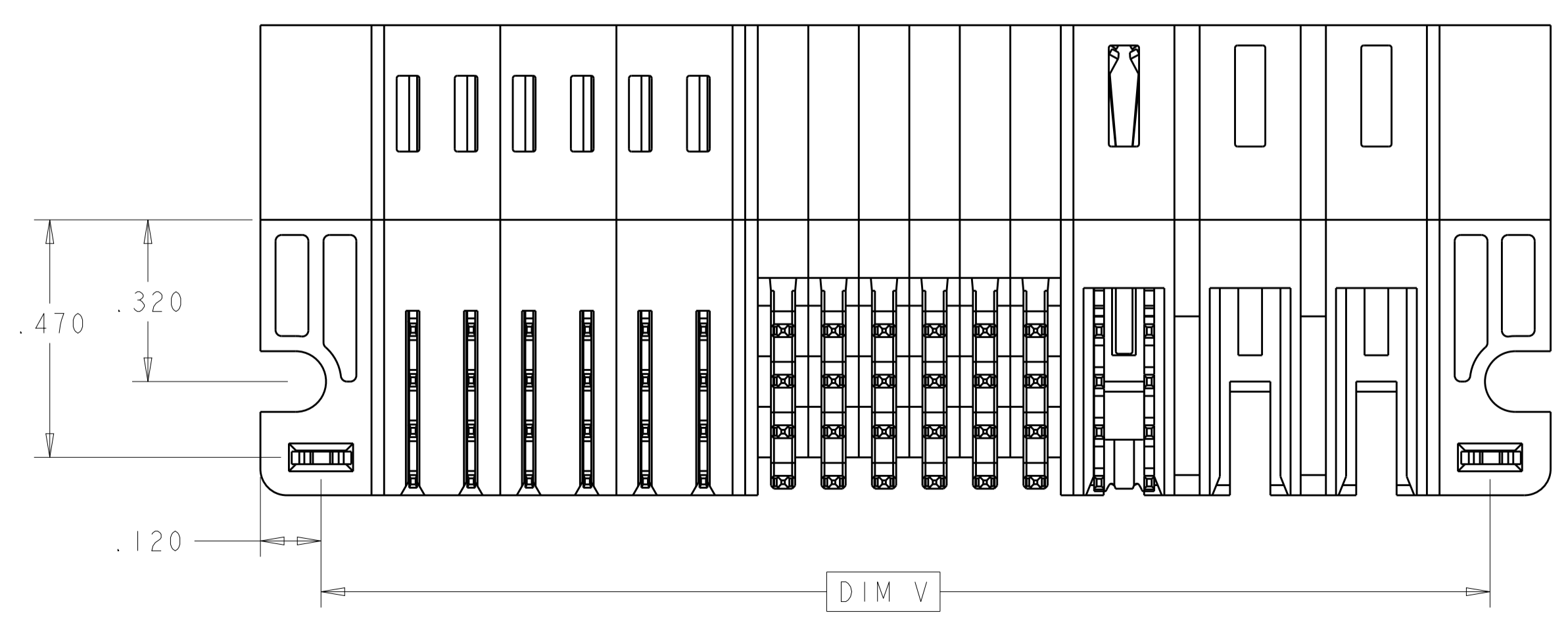
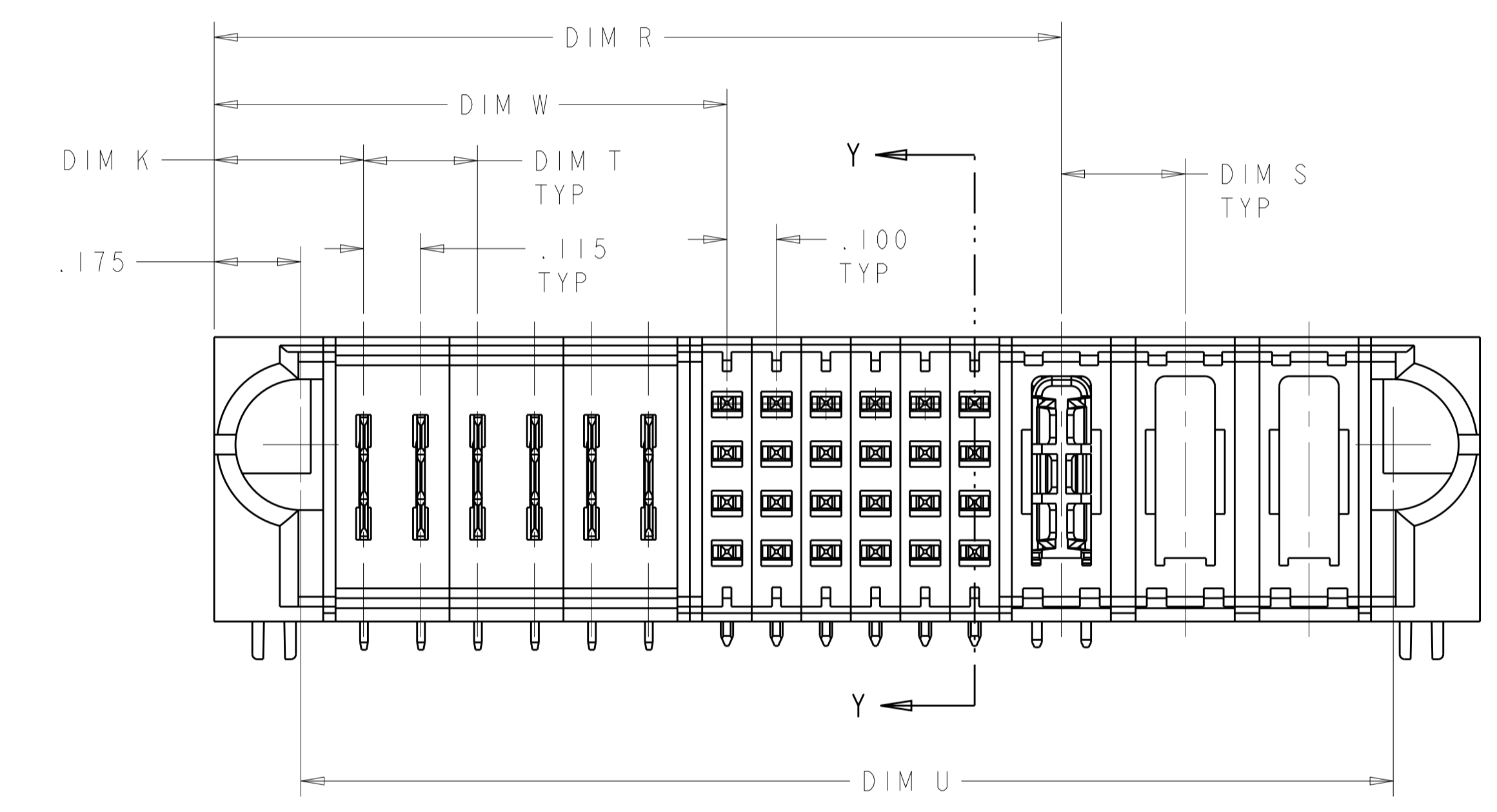
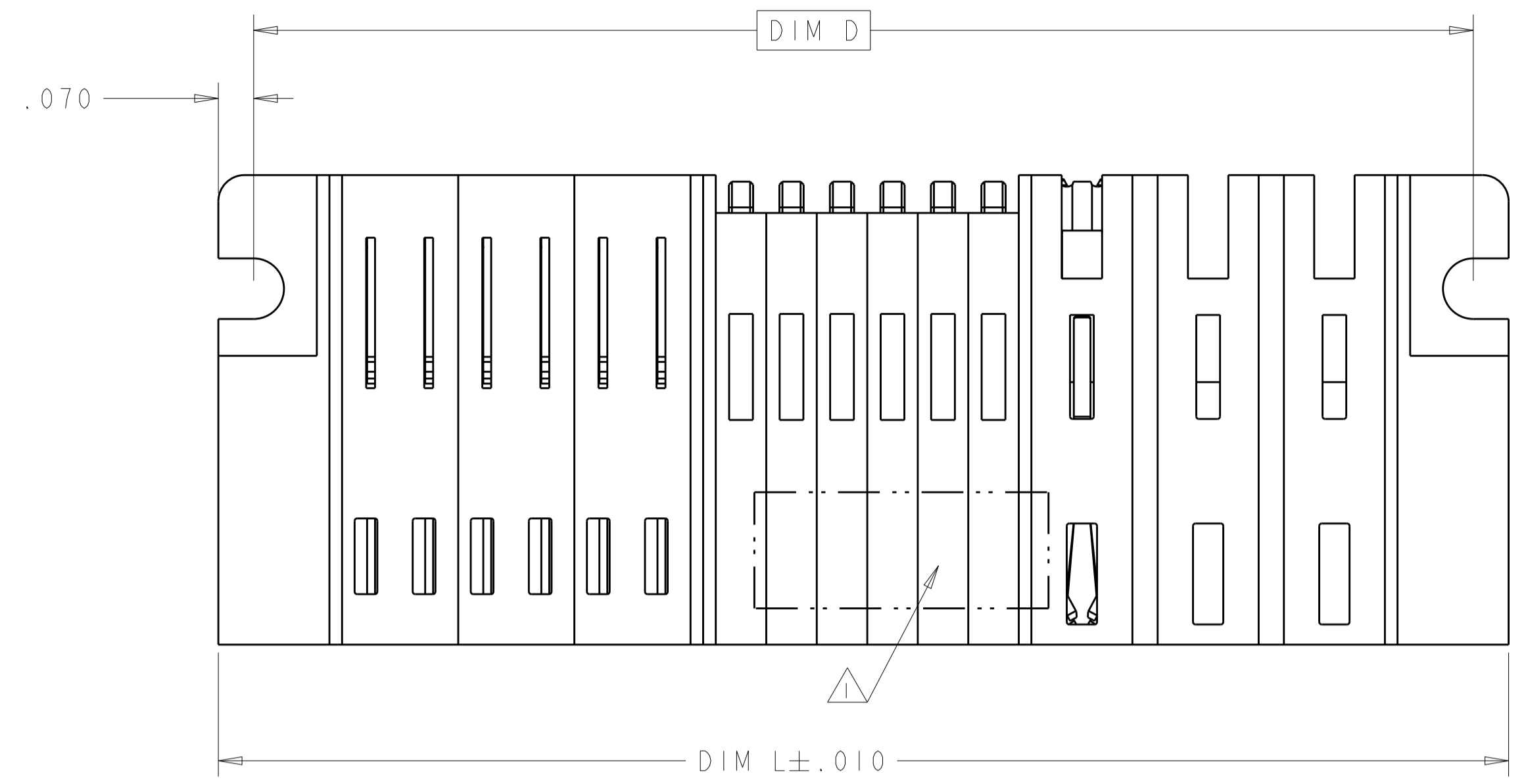
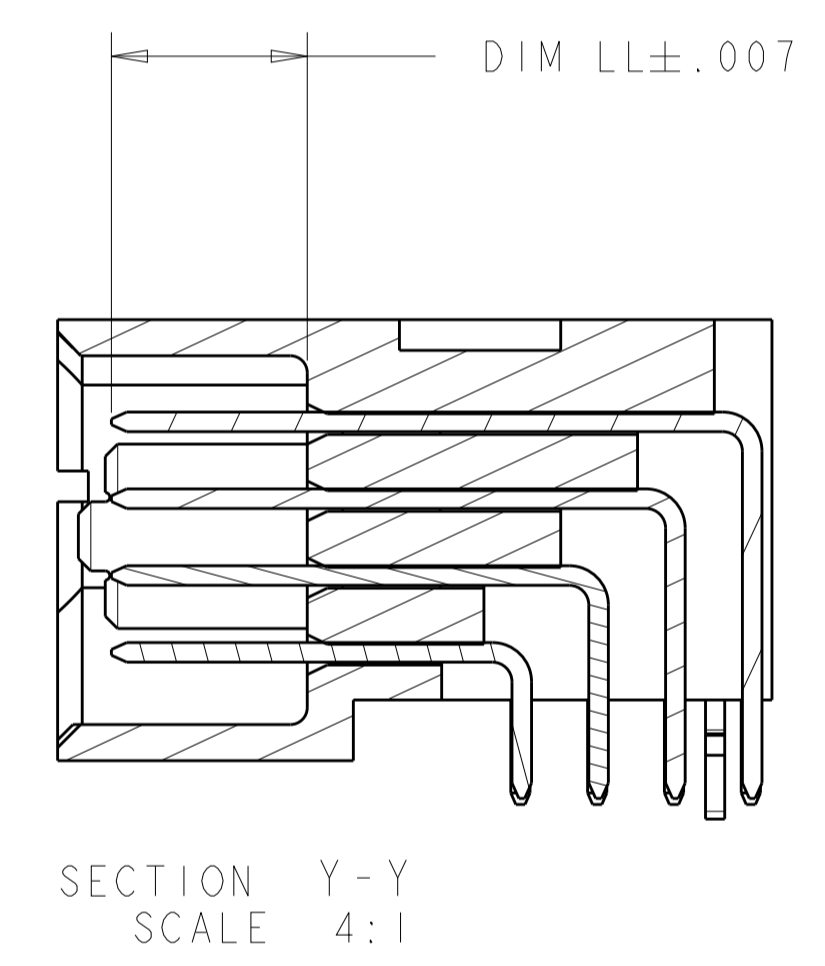
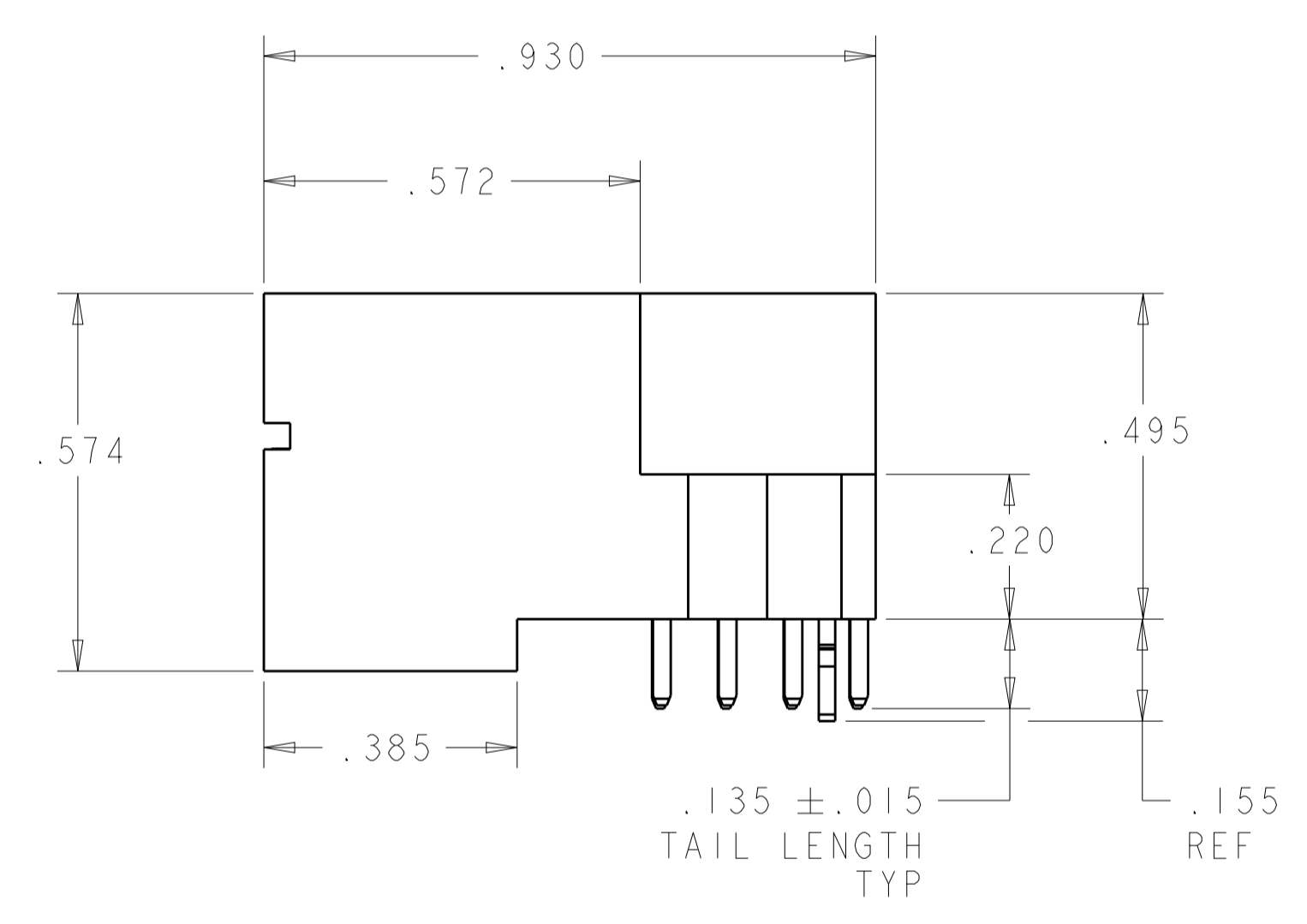


LOC	DIST	REVISIONS					
		P	LTN	DESCRIPTION	DATE	DWN	APVD
ES	00	R9		REVISED 8-1	05NOV2014	CZ	SZ
		S		ADD NEW DASH NUMBER 8-2	07FEB2015	CZ	SZ
		S2		REVISED 8-2 CUSTOMER	09MAR2015	CZ	SZ



- 1 "AMP", PART NUMBER AND DATE CODE TO BE MARKED IN AREA SHOWN. PARTS UNDER 2.00 LONG MAY BE MARKED ON BOTH SIDES
- 2 MATERIAL: HOUSING - GLASS FILLED HIGH TEMP THERMO PLASTIC, UL94 V-0  
SIGNAL CONTACT - HIGH CONDUCTIVITY COPPER ALLOY  
POWER CONTACT - HIGH CONDUCTIVITY COPPER ALLOY
- 3 CONTACT PLATING: NOBLE METAL PLATING ON CONTACT FUNCTIONAL AREA OF POWER AND SIGNAL CONTACTS
- 4 MECHANICAL CONNECTOR KEEP OUT ZONE
- 5 DATUM AND BASIC DIMENSIONS ESTABLISHED BY CUSTOMER
- 6 PCB - ALL HOLE DIAMETERS ARE FINISHED HOLE SIZES
- 7 PCB - 0.0453 ± .0010 DRILLED HOLES PLATED WITH .0003 MIN Sn OVER .001 TO .003 Cu PLATING TO ACHIEVE A .040 ± .030 HOLE
- 8 VARIABLE DIMENSIONS SHOW ON TABLE OR PART VIEW
- 9 REFER TO PAGE 10 FOR DETAIL DIMENTIONS.



THIS DRAWING IS A CONTROLLED DOCUMENT.		DWN S. ZHAO 10APR2007	 TE Connectivity
DIMENSIONS: INCHES		CHK S. ZHAO 10APR2007	
TOLERANCES UNLESS OTHERWISE SPECIFIED:		APVD S. ZHAO	NAME RIGHT ANGLE WITH SHORT GUIDES AND LP CONTACTS ASSEMBLY MULTI-BEAM XLE
0 PLC ±	1 PLC ±.01	PRODUCT SPEC 108-2292	SIZE 114-13251
2 PLC ±.005	3 PLC ±.0020	APPLICATION SPEC	RESTRICTED TO
4 PLC ±.0020	ANGLES ±.7°	WEIGHT	A100779C=6450830
MATERIAL	FINISH	CUSTOMER DRAWING	SCALE 4:1 SHEET 1 OF 42 REV S2

LOC	DIST	REVISIONS					
ES	00	P	LTN	DESCRIPTION	DATE	DWN	APVD
		-		SEE SHEET 1		-	-

2.100	1.495	1.020	1.990	0.250	0.250	2.200	2.340	.3450	3P + 16S + 3P	7-6450830-3
1.000	.895	.570	.890	-	-	1.100	1.240	.345	1P + 8S + 1P	7-6450830-2
4.750	3.645	3.070	4.640	.250	△	4.850	4.990	.370	3ACP + 7P + 20S + 5P	7-6450830-1
3.850	3.4675	1.010	3.740	.230	.230	3.950	4.090	.2775	6LP + 96S + 4LP	7-6450830-0
3.850	3.4675	1.010	3.740	.230	.230	3.950	4.090	.2775	6LP + 96S + 4LP	6-6450830-9
2.420	2.0375	.780	2.310	.230	.230	2.520	2.660	.2775	4LP + 48S + 4LP	6-6450830-8
5.400	4.5575	1.700	5.290	.230	.230	5.500	5.640	.2775	12LP + 112S + 8LP	6-6450830-7
2.860	2.4775	1.820	2.750	.230	.300	2.960	3.100	.370	5ACP + 24S + 4LP	6-6450830-6
2.225	1.620	1.045	2.115	.250	.250	2.325	2.465	.345	3P + 20S + 3P	6-6450830-4
3.600	2.895	1.795	3.490	.300	.250	3.700	3.840	.345	6P + 40S + 3ACP	6-6450830-3
3.030	△	1.345	△	△	△	3.130	3.270	.345	5HDP + 24S + 1P + 7LP	6-6450830-2
1.135	.9825	.550	1.025	-	-	1.235	1.375	.2775	2LP + 16S + 2LP	6-6450830-0
3.200	3.120	2.370	3.090	-	.300	3.300	3.440	.320	7ACP + 24S + 1P	5-6450830-8
2.800	1.945	1.270	2.690	.250	.250	2.900	3.040	.345	4P + 24S + 4P	5-6450830-7
2.700	1.595	1.120	2.590	.250	.300	2.800	2.940	.345	3ACP + 16S + 5P	5-6450830-6
2.655	2.5025	2.145	2.545	.115	△	2.755	2.895	.345	3ACP+3P+12S+2LP	5-6450830-5
1.350	1.020	.745	1.240	.250	.250	1.450	1.590	.320	2P + 8S + 2P	5-6450830-4
2.450	1.595	1.120	2.340	.250	.300	2.550	2.690	.345	3ACP + 16S + 4P	5-6450830-3
2.350	1.670	1.095	2.240	.200	.200	2.450	2.590	.320	4HDP + 20S + 4HDP	5-6450830-2
1.300	1.145	.520	1.190	-	-	1.400	1.540	.345	1P + 24S + 1P	5-6450830-1
1.025	.7575	.550	.915	-	-	1.125	1.265	.2775	2LP + 8S + 3LP	5-6450830-0
2.300	1.6950	1.020	2.190	.250	.250	2.400	2.540	.3450	3P + 24S + 3P	4-6450830-9
2.995	2.190	1.415	2.885	.350	.280	3.095	3.235	.3025	8LP + 24S + 3P	4-6450830-8
1.280	.875	.575	1.170	.250	-	1.380	1.520	.3015	2LP + 8S + 2P	4-6450830-7
1.750	1.345	.845	1.640	.250	.250	1.850	1.990	.395	2P + 16S + 2P	4-6450830-6
2.300	1.6950	1.020	2.190	.250	.250	2.400	2.540	.3450	3P + 24S + 3P	4-6450830-5
1.600	1.245	.770	1.490	.250	.250	1.700	1.840	.3450	2P + 16S + 2P	4-6450830-4
6.100	2.195	1.845	5.990	.250	.375	6.200	6.340	.395	4P + 12S + 16P	4-6450830-3
2.500	1.645	1.270	2.390	.250	.250	2.600	2.740	.3450	4P + 12S + 4P	4-6450830-2
3.675	2.445	2.045	3.565	.375	.375	3.775	3.915	.3450	5ACP + 12S + 4ACP	3-6450830-8
1.190	-	1.060	1.080	-	.230	1.290	1.430	.3775	6LP + 8S	3-6450830-7
1.920	1.0775	.870	1.810	-	.300	2.020	2.160	.320	2ACP + 8S + 4LP	3-6450830-6
2.195	1.465	.865	2.085	△	.215	2.295	2.435	.2775	3LP + 20S + 4HDP	3-6450830-5
4.400	3.220	2.695	4.290	△	.300	4.500	4.640	.3700	8ACP + 16S + 4ACP	3-6450830-4
3.075	2.395	1.920	2.965	△	.300	3.175	3.3150	.3700	4ACP + 12S + 3P	3-6450830-3
3.075	2.395	1.920	2.965	△	.300	3.175	3.3150	.3700	4ACP + 12S + 3P	3-6450830-2
.935	.7825	.550	.825	-	-	1.035	1.175	.2775	2LP + 8S + 2LP	3-6450830-1
3.075	2.395	1.920	2.965	△	.300	3.175	3.3150	.3700	4ACP + 12S + 3P	3-6450830-0
2.160	1.7775	1.145	2.050	-	.300	2.260	2.400	.3450	3ACP + 24S + 4LP	2-6450830-9
1.600	1.295	.720	1.490	.200	.200	1.700	1.840	.3450	2P + 20S + 2P	2-6450830-8
1.500	1.195	.720	1.390	.200	.200	1.600	1.740	.3450	2P + 16S + 2P	2-6450830-7
1.475	1.320	.595	1.365	-	-	1.575	1.715	.3700	1P + 24S + 1P	2-6450830-6
2.100	1.795	.720	1.990	.200	.200	2.200	2.340	.3450	2P + 40S + 2P	2-6450830-4
2.750	2.0450	1.270	2.640	.300	.250	2.850	2.990	.3450	4P + 28S + 3ACP	1-6450830-9
2.460	1.8575	.625	2.350	-	-	2.560	2.700	.1700	1P+2LP+48S+2LP+1P	1-6450830-7
△	-	-	-	-	-	-	-	-	4P+16S+24S+2HDP	1-6450830-8
2.750	2.0450	1.270	2.640	.300	.250	2.850	2.990	.3450	4P + 28S + 3ACP	1-6450830-5
1.800	1.4450	.770	1.690	.250	.250	1.900	2.040	.3450	2P + 24S + 2P	1-6450830-4
2.375	1.520	.845	2.265	.250	.300	2.475	2.615	.3450	2ACP + 24S + 4P	1-6450830-3
3.000	2.5025	1.945	2.890	.230	△	3.000	3.240	.3200	8HDP + 20S + 5LP	1-6450830-2
3.615	1.6850	1.010	3.505	△	.230	3.715	3.855	.2775	6LP + 24S + 10P	1-6450830-0
2.300	1.6950	1.020	2.190	.250	.250	2.400	2.540	.3450	3P + 24S + 3P	6450830-9
2.480	2.3275	1.520	2.370	-	.250	2.580	2.720	.3450	5P + 32S + 2LP	6450830-8
3.400	2.2950	1.570	3.290	.250	.250	3.500	3.640	.3450	5P + 24S + 5P	6450830-7
1.800	1.4450	.770	1.690	.250	.250	1.900	2.040	.3450	2P + 24S + 2P	6450830-5
1.780	1.6025	.770	1.670	-	.250	1.880	2.020	.3450	2P + 32S + 2LP	6450830-4
2.310	1.6725	1.240	2.200	.230	.230	2.410	2.550	.3025	8LP + 16S + 6LP	6450830-3
2.315	1.7100	1.035	2.205	.250	.230	2.415	2.555	.3025	6LP + 24S + 3P	6450830-2
.935	.7825	.550	.825	-	-	1.035	1.175	.2775	2LP + 8S + 2LP	6450830-1
DIM V	DIM R	DIM W	DIM U	DIM S	DIM T	DIM D	DIM L	DIM K	DESCRIPTION	PART NUMBER

4.350	2.405	1.380	4.240	△	△	4.450	4.590	.2775	9LP + 36S + 1P + 16LP	8-6450830-2
4.500	2.170	.795	4.390	△	△	4.600	4.740	.345	2P + 48S + 10P	8-6450830-1
2.250	1.645	1.170	2.140	.250	.300	2.300	2.490	.370	3ACP + 16S + 3P	8-6450830-0
4.300	2.695	2.020	4.190	.250	.250	4.400	4.540	.345	7P + 24S + 7P	7-6450830-9
4.180	3.325	1.700	4.070	.250	.230	4.280	4.420	.2775	12LP + 60S + 4P	7-6450830-8
2.650	2.545	1.270	2.540	-	.250	2.750	2.890	.345	4P + 48S + 1P	7-6450830-7
1.750	1.3675	1.060	1.755	.230	.230	1.850	1.990	.2775	3LP + 12S + 4LP	7-6450830-6
DIM V	DIM R	DIM W	DIM U	DIM S	DIM T	DIM D	DIM L	DIM K	DESCRIPTION	PART NUMBER

THIS DRAWING IS A CONTROLLED DOCUMENT.

DWN: S. ZHAO 10APR2007  
 CHK: S. ZHAO 10APR2007

DIMENSIONS: INCHES  
 TOLERANCES UNLESS OTHERWISE SPECIFIED:  
 0 PLC ±.  
 1 PLC ±.01  
 2 PLC ±.01  
 3 PLC ±.005  
 4 PLC ±.0025  
 ANGLES ±.0025

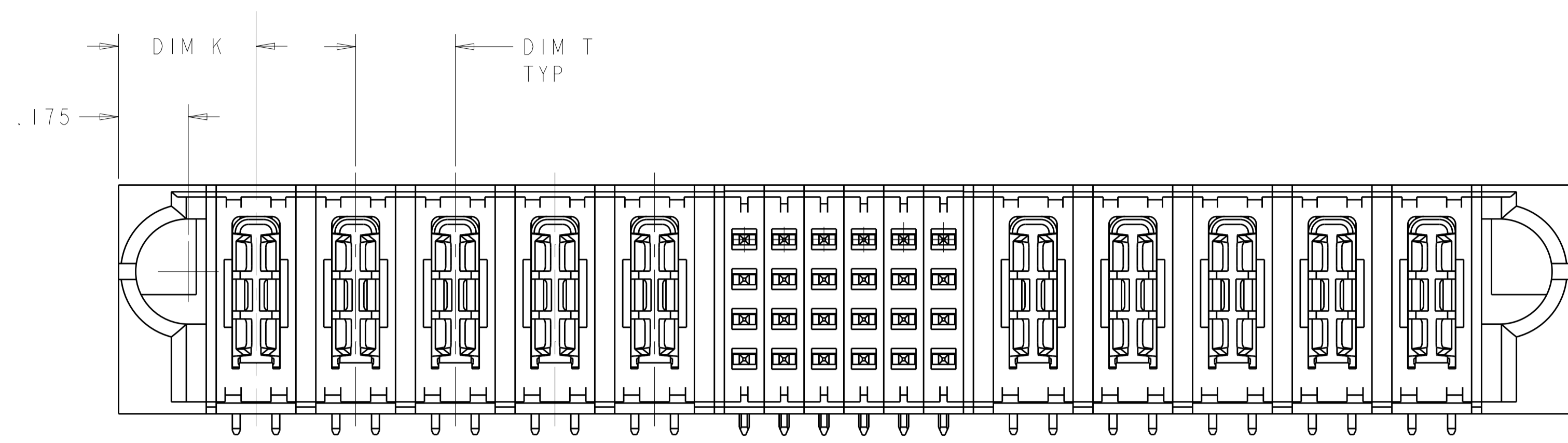
MATERIAL: .  
 FINISH: .

RIGHT ANGLE WITH SHORT GUIDES AND LP CONTACTS ASSEMBLY MULTI-BEAM XLE

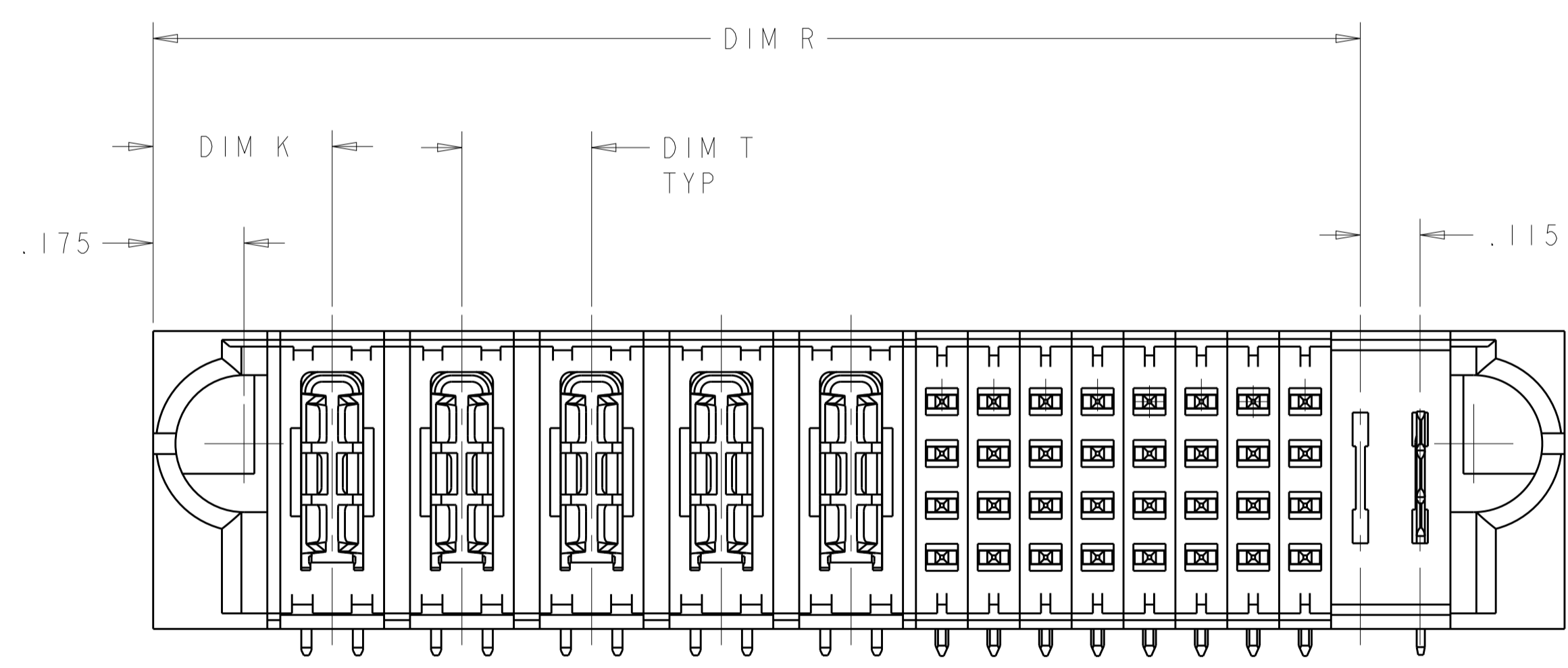
SIZE: A1  
 CAGE CODE: 100779  
 DRAWING NO: 6450830  
 SHEET 2 OF 42  
 REV: S2

CUSTOMER DRAWING SCALE: 4:1

LOC	DIST	REVISIONS					
ES	00	P	LTN	DESCRIPTION	DATE	DWN	APVD
		-		SEE SHEET 1			



FOR "P+S+P" CONFIGURATION  
 UNSPECIFY DIMENSIONS PLEASE REFER TO PAGE 1



FOR "P+S+LP" CONFIGURATION  
 UNSPECIFY DIMENSIONS PLEASE REFER TO PAGE 1

DESCRIPTION	IDENTIFIER
HOLD DOWN	HD
.135 SIGNAL CON, ROW D,MFBL LL=.304	FJ
.135 SIGNAL CON, ROW C,MFBL LL=.304	FK
.135 SIGNAL CON, ROW B,MFBL LL=.304	FN
.135 SIGNAL CON, ROW A,MFBL LL=.304	FS
.135 SIGNAL CON, ROW D,MLBF LL=.204	E
.135 SIGNAL CON, ROW C,MLBF LL=.204	F
.135 SIGNAL CON, ROW B,MLBF LL=.204	G
.135 SIGNAL CON, ROW A,MLBF LL=.204	H
.135 SIGNAL CON, ROW D,STANDARD LL=.254	J
.135 SIGNAL CON, ROW C,STANDARD LL=.254	K
.135 SIGNAL CON, ROW B,STANDARD LL=.254	N
.135 SIGNAL CON, ROW A,STANDARD LL=.254	S
.135 STANDARD POWER CON,3 BEAMS	TM
.135 SOLDER LOWER POWER,MFBL	LMF
.135 SOLDER LOWER POWER,STD	LM
.135 SOLDER LOWER POWER,MLBF	LML

THIS DRAWING IS A CONTROLLED DOCUMENT. DWN S.ZHAO 10APR2007  
 CH S.ZHAO 10APR2007  
 APVD S.ZHAO

**STE** TE Connectivity

NAME: RIGHT ANGLE WITH SHORT GUIDES AND LP CONTACTS ASSEMBLY MULTI-BEAM XLE

PRODUCT SPEC: 108-2292  
 APPLICATION SPEC: 114-13251

SIZE: A1 CAGE CODE: 6450830 DRAWING NO: 100779

RESTRICTED TO: -

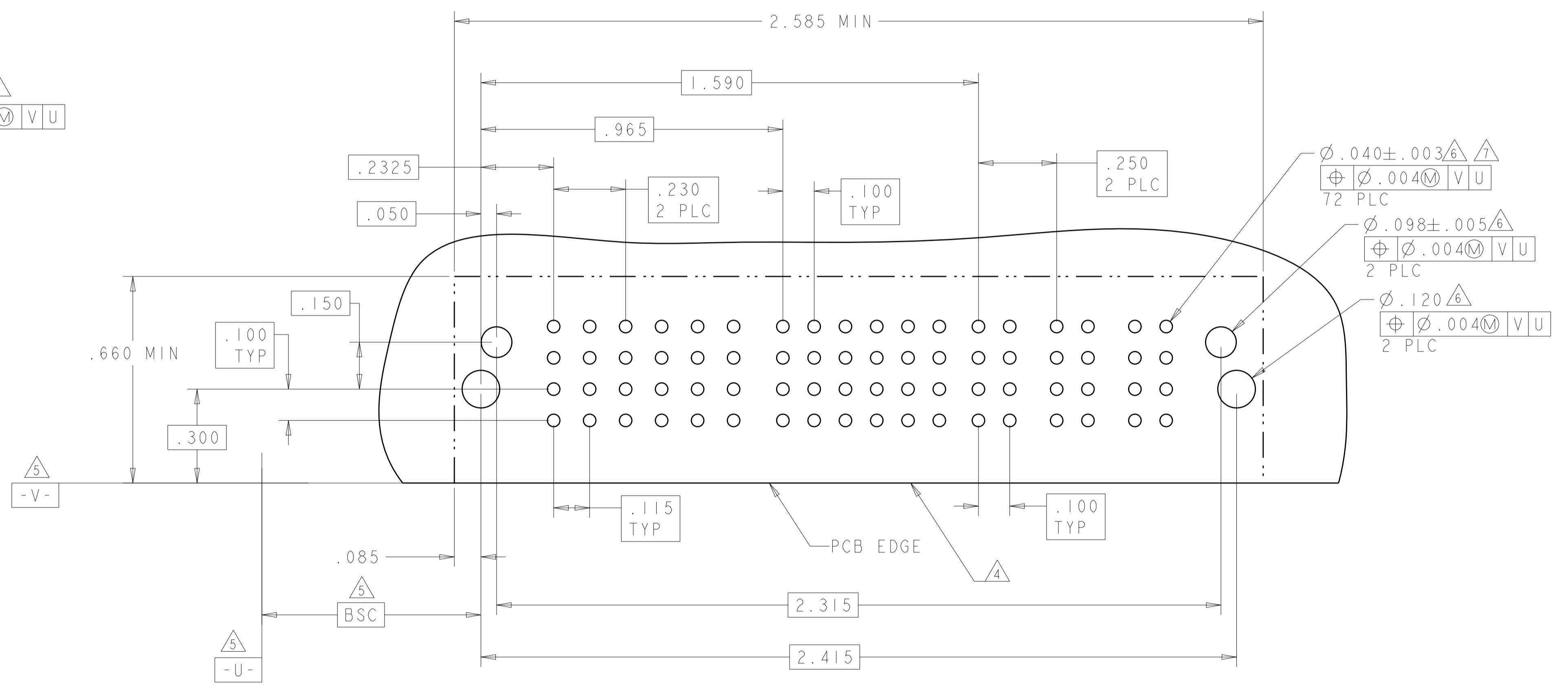
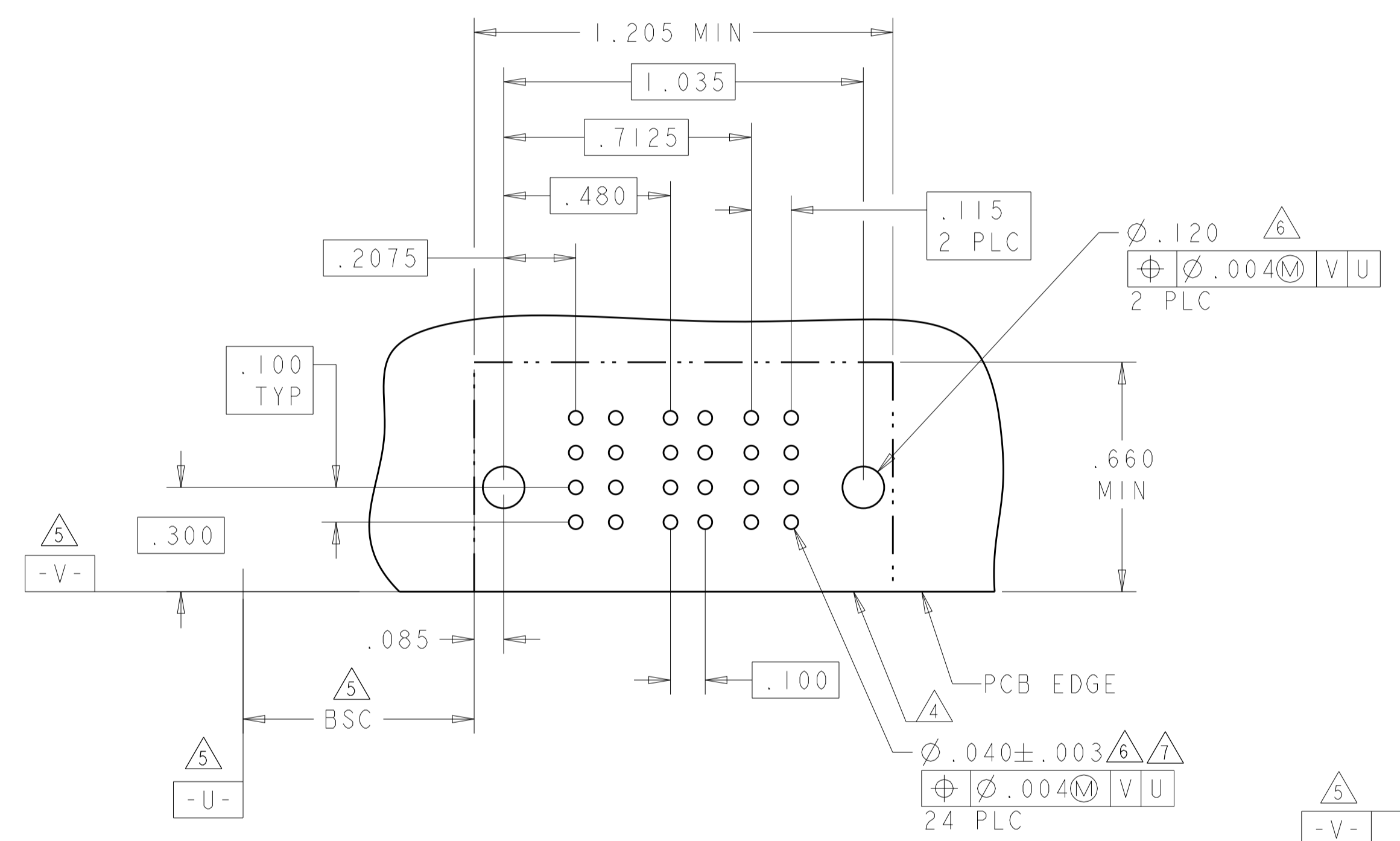
MATERIAL: - FINISH: - WEIGHT: -

CUSTOMER DRAWING SCALE: 4:1 SHEET 3 OF 42 REV: S2

LOC	DIST	REVISIONS			
P	LTN	DESCRIPTION	DATE	OWN	APVD
-	-	SEE SHEET 1	-	-	-

PART NUMBER	ROWS	POWER		SIGNAL		POWER	
		P1	P2	1	2	P3	P4
		LM	LM	J	J	LM	LM
6450830-1	D C B A	LM	LM	K	K	LM	LM
				N	N		
				S	S		
2LP + 8S + 2LP							

PART NUMBER	ROWS	POWER						SIGNAL						POWER		
		LP1	LP2	LP3	LP4	LP5	LP6	1	2	3	4	5	6	P1	P2	P3
		LM	LM	LM	LM	LM	LM	J	J	J	J	J	J	J	TM	TM
6450830-2	D C B A	LM	LM	LM	LM	LM	LM	K	K	K	K	K	K	TM	TM	TM
								N	N	N	N	N				
								S	S	S	S	S				
6LP + 24S + 3P																



THIS DRAWING IS A CONTROLLED DOCUMENT.

DIMENSIONS: INCHES	TOLERANCES UNLESS OTHERWISE SPECIFIED: 0 PLC ±. 1 PLC ±.01 2 PLC ±.005 3 PLC ±.0020 ANGLES ±.2°	FINISH	OWN: S. ZHAO 10APR2007 CHK: S. ZHAO 10APR2007 APVD: S. ZHAO	NAME: S. ZHAO	PRODUCT SPEC: 108-2292 APPLICATION SPEC: 114-13251	SIZE: A1 CAGE CODE: 00779 DRAWING NO: C=6450830	RESTRICTED TO: -
MATERIAL: -	FINISH: -	WEIGHT: -	CUSTOMER DRAWING	SCALE: 4:1	SHEET: 4 OF 42	REV: S2	

**STE** TE Connectivity

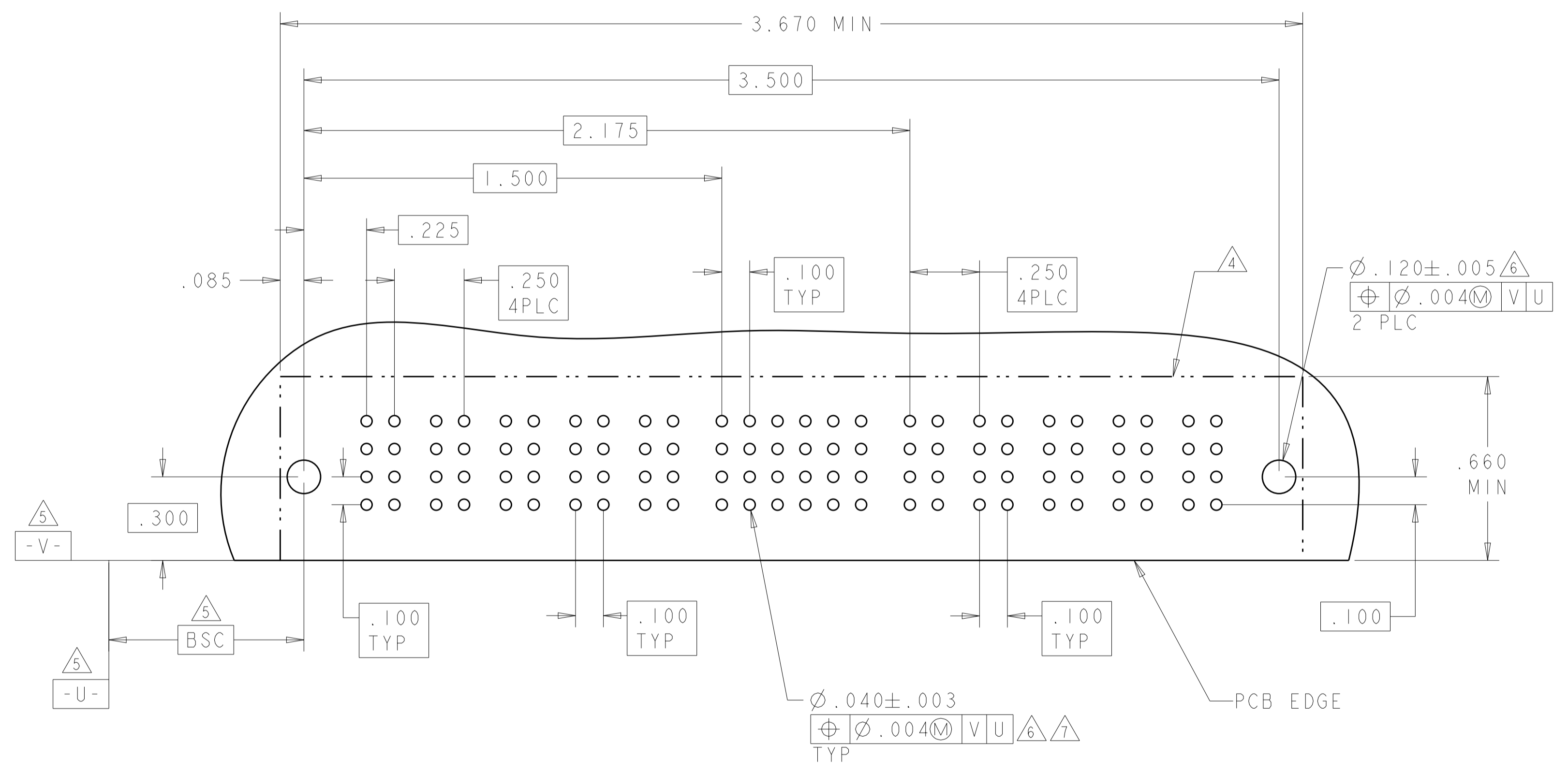
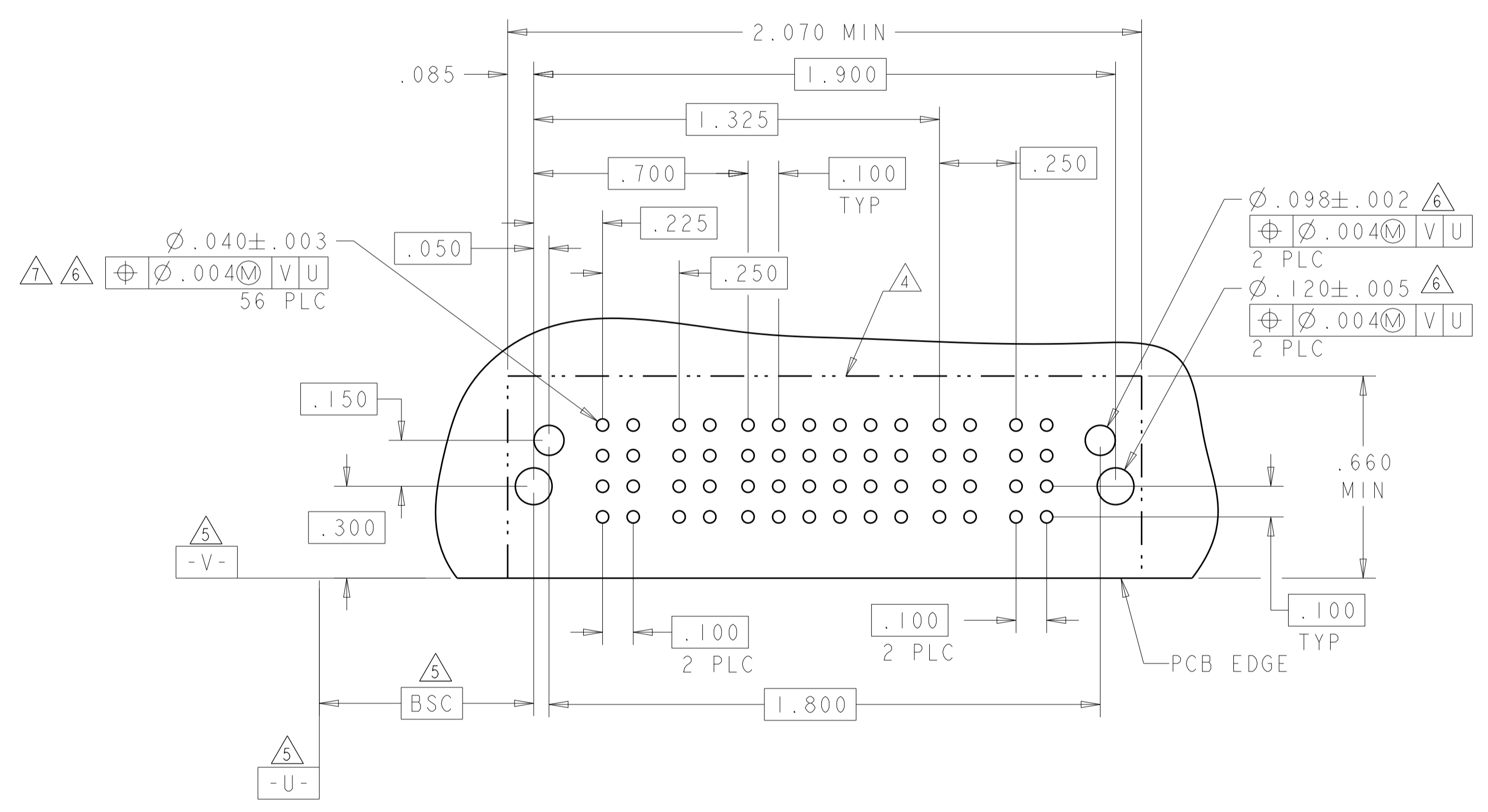
RIGHT ANGLE WITH SHORT GUIDES AND LP CONTACTS ASSEMBLY MULTI-BEAM XLE



LOC		DIST		REVISIONS				
ES	00	P	LTN	DESCRIPTION	DATE	DMN	APVD	
		-		SEE SHEET 1	-	-	-	

PART NUMBER	ROWS	POWER		SIGNAL						POWER	
		P1	P2	1	2	3	4	5	6	P3	P4
6450830-5	D	TM	TM	J	J	J	J	J	J	TM	TM
	C			K	K	K	K	K	K		
	B			N	N	N	N	N	N		
	A			S	S	S	S	S	S		
2P + 24S + 2P		HD								HD	

PART NUMBER	ROWS	POWER					SIGNAL						POWER				
		P1	P2	P3	P4	P5	1	2	3	4	5	6	P6	P7	P8	P9	P10
6450830-7	D	TM	TM	TM	TM	TM	J	J	J	J	J	J	TM	TM	TM	TM	TM
	C						K	K	K	K	K	K					
	B						N	N	N	N	N	N					
	A						S	S	S	S	S	S					
5P + 24S + 5P		HD								HD							



THIS DRAWING IS A CONTROLLED DOCUMENT. DWN S.ZHAO 10APR2007  
 CHK S.ZHAO 10APR2007  
 APVD S.ZHAO

**STE** TE Connectivity

NAME: RIGHT ANGLE WITH SHORT GUIDES AND LP CONTACTS ASSEMBLY MULTI-BEAM XLE

PRODUCT SPEC: 108-2292  
 APPLICATION SPEC: 114-13251  
 WEIGHT: -  
 MATERIAL: -  
 FINISH: -

DIMENSIONS: INCHES  
 TOLERANCES UNLESS OTHERWISE SPECIFIED:  
 0 PLC ±.  
 1 PLC ±.01  
 2 PLC ±.01  
 3 PLC ±.005  
 4 PLC ±.0020  
 ANGLES: ±.7°

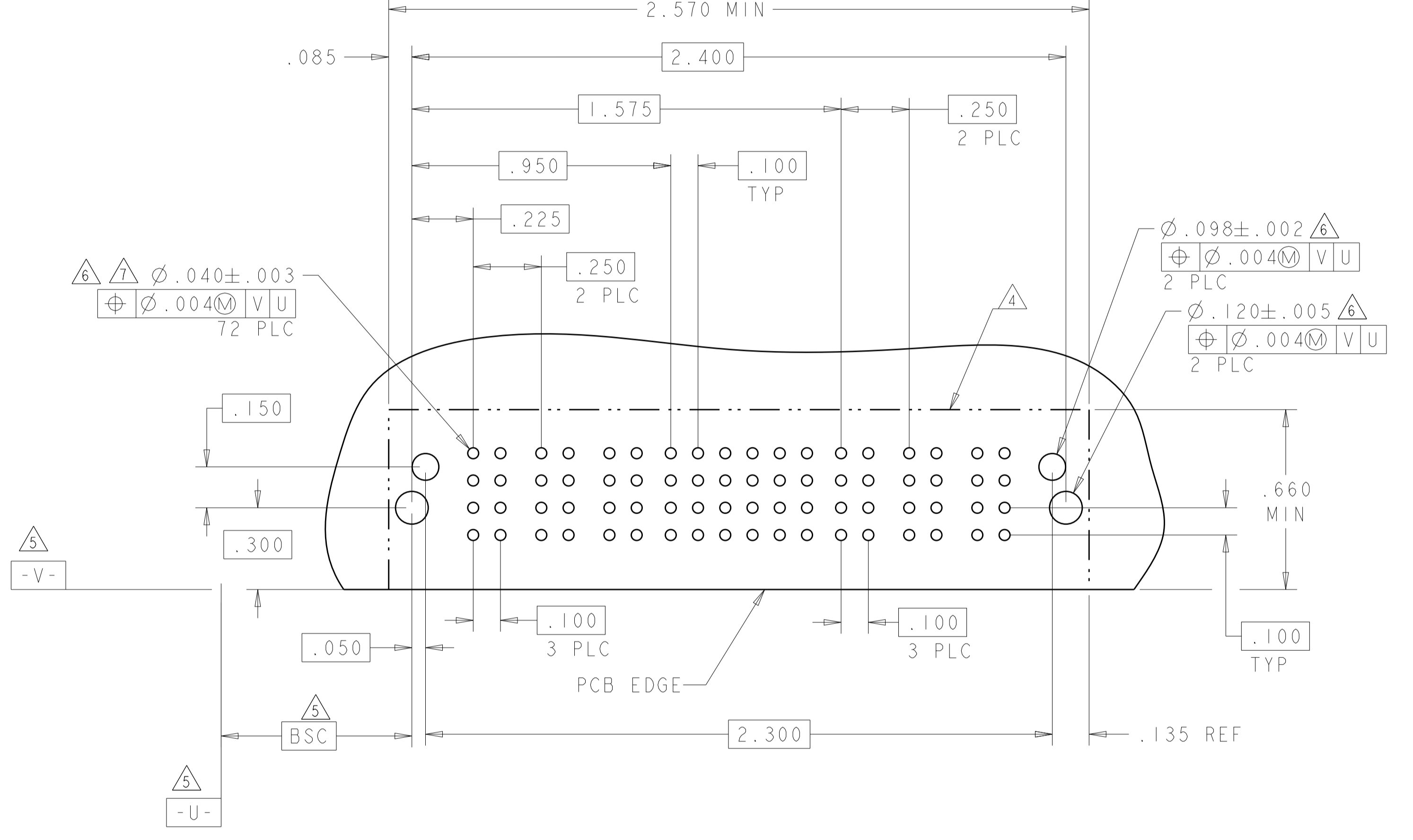
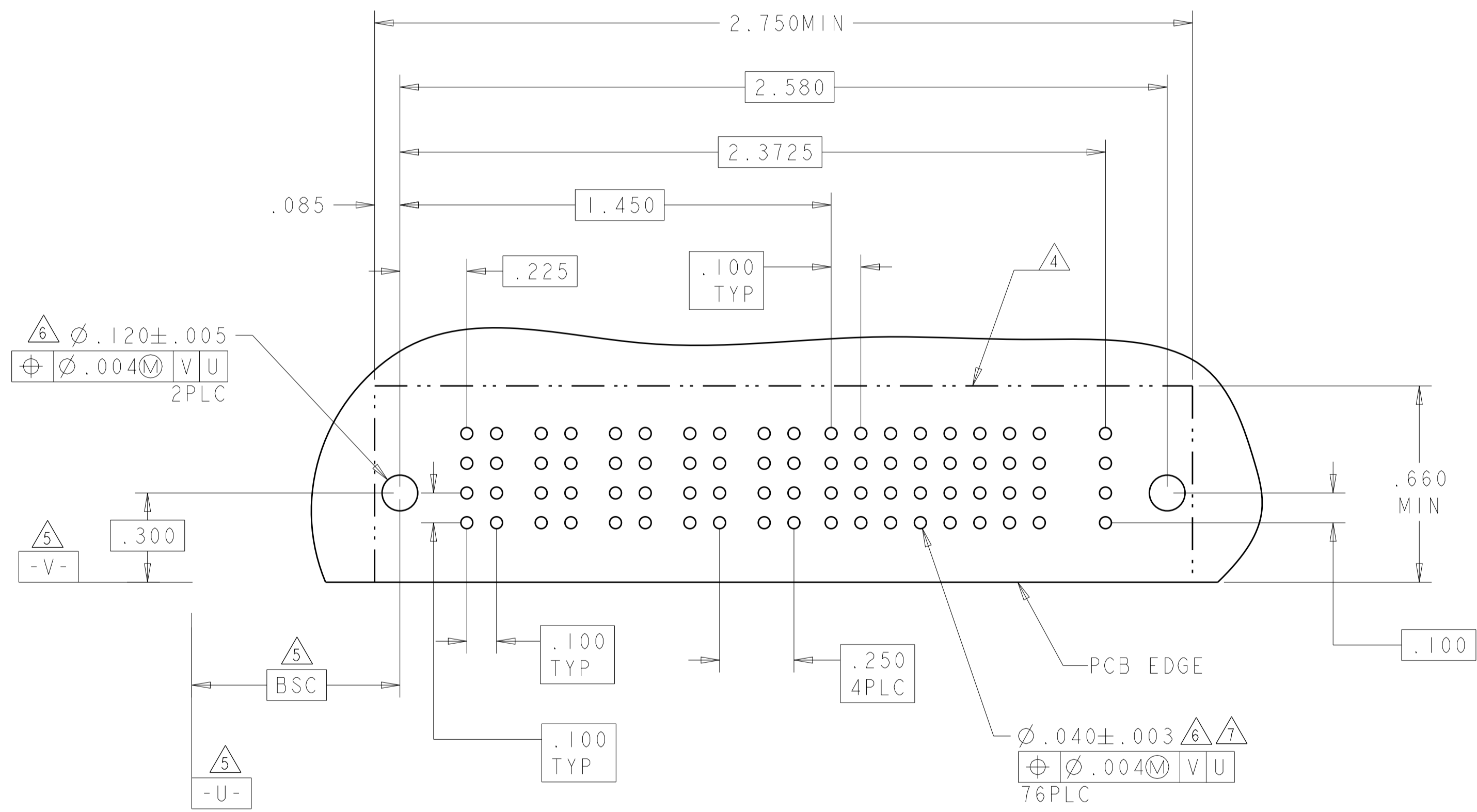
SIZE: A100779  
 CAGE CODE: 6450830  
 DRAWING NO: -  
 SCALE: 4:1  
 SHEET: 6 OF 42  
 REV: S2

CUSTOMER DRAWING

PART NUMBER	ROWS	POWER					SIGNAL						POWER			
		P1	P2	P3	P4	P5	1	2	3	4	5	6	5	6	P6	P7
6450830-8	D	TM	TM	TM	TM	TM	J	J	J	J	J	J	J	J	LM	
	C						K	K	K	K	K	K	K			
	B						N	N	N	N	N	N	N	N		
	A						S	S	S	S	S	S	S	S		
5P + 32S + 2LP																

NO CONTACT LOADED

PART NUMBER	ROWS	POWER			SIGNAL						POWER											
		P1	P2	P3	1	2	3	4	5	6	P4	P5	P6									
6450830-9	D	TM	TM	TM	J	J	J	J	J	J	J	J	J	LM								
	C															K	K	K	K	K	K	K
	B															N	N	N	N	N	N	N
	A															S	S	S	S	S	S	S
3P + 24S + 3P																						

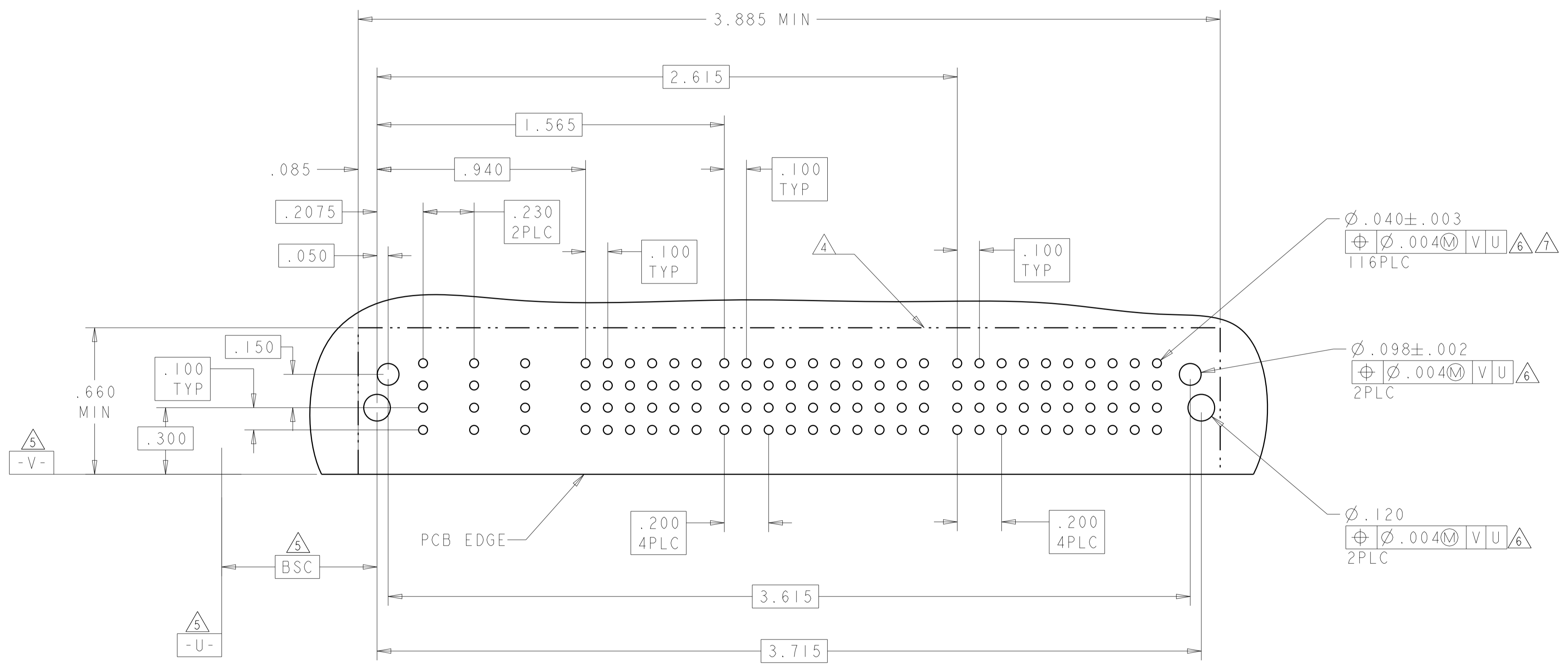



THIS DRAWING IS A CONTROLLED DOCUMENT.		OWN S. ZHAO 10APR2007	TE Connectivity RIGHT ANGLE WITH SHORT GUIDES AND LP CONTACTS ASSEMBLY MULTI-BEAM XLE
DIMENSIONS: INCHES		CHK S. ZHAO 10APR2007	
TOLERANCES UNLESS OTHERWISE SPECIFIED: 0 PLC ±. 1 PLC ±.01 2 PLC ±.01 3 PLC ±.005 4 PLC ±.002 ANGLES ±.020		APVD S. ZHAO	NAME
		PRODUCT SPEC 108-2292	SIZE
MATERIAL		APPLICATION SPEC 114-13251	CAGE CODE DRAWING NO
FINISH		WEIGHT	RESTRICTED TO
		CUSTOMER DRAWING	A100779C=6450830
		SCALE 4:1	SHEET 7 OF 42
			REV S2

LOC	DIST	REVISIONS			
P	LTN	DESCRIPTION	DATE	DWN	APVD
-	-	SEE SHEET 1	-	-	-

PART NUMBER	ROWS	POWER						SIGNAL						POWER											
		LP1	LP2	LP3	LP4	LP5	LP6	1	2	3	4	5	6	P1	P2	P3	P4	P5	P6	P7	P8	P9	P10		
I-6450830-0	D	LM	LM	LM	LM	LM	J	J	J	J	J	J	TM	TM	TM	TM	TM	TM	TM	TM	TM	TM	TM	TM	
	K						K	K	K	K	K	TM	TM	TM	TM	TM	TM	TM	TM	TM	TM	TM	TM	TM	TM
	N						N	N	N	N	N	TM	TM	TM	TM	TM	TM	TM	TM	TM	TM	TM	TM	TM	TM
C							S	S	S	S	S	S													
B																									
A																									
		6LP + 24S + 10P																							

NO CONTACTS LOADED

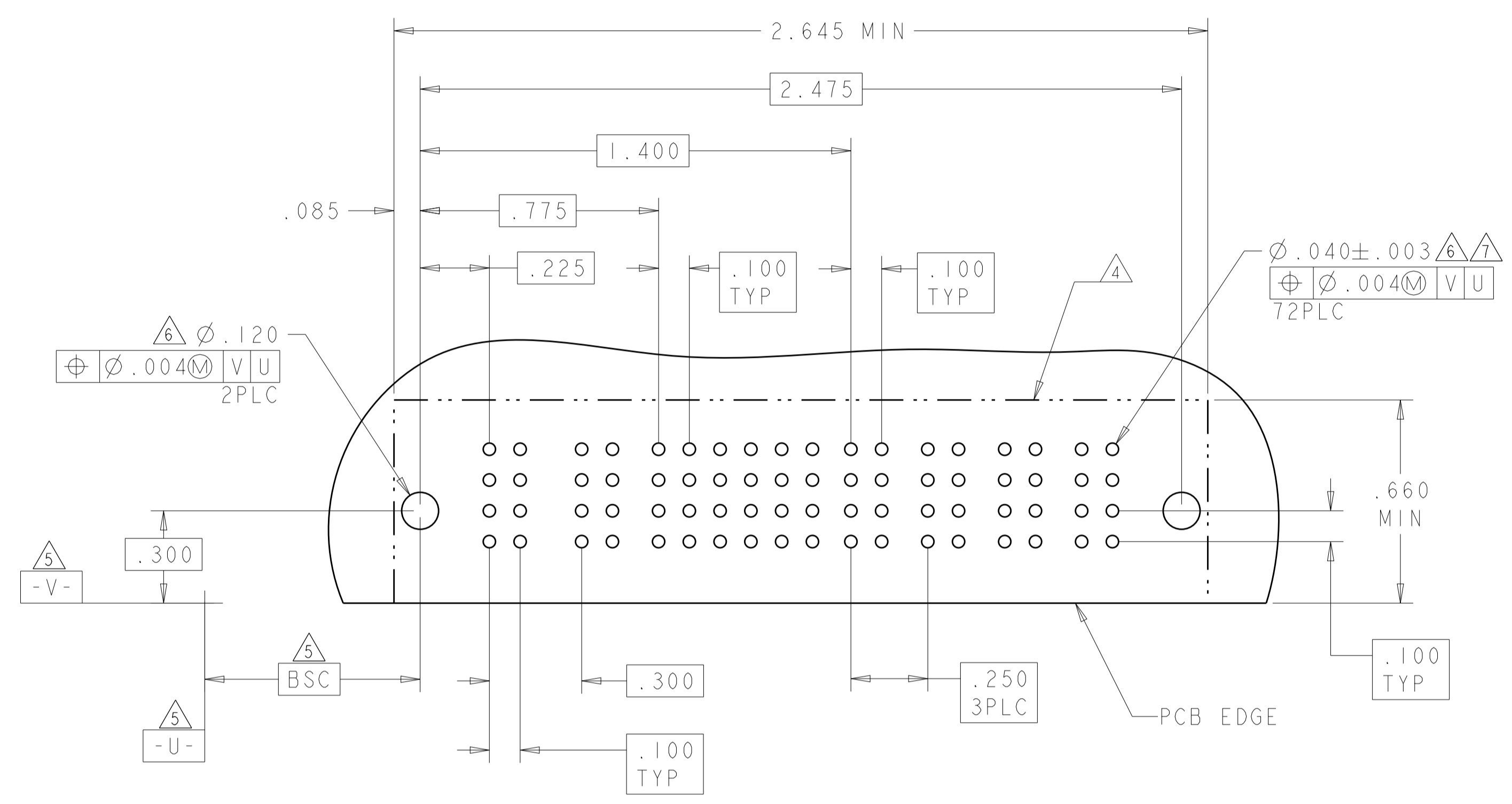


THIS DRAWING IS A CONTROLLED DOCUMENT.		DWN: S. ZHAO 10APR2007	 TE Connectivity															
DIMENSIONS: INCHES		CHK: S. ZHAO 10APR2007																
TOLERANCES UNLESS OTHERWISE SPECIFIED:		APVD: S. ZHAO																
<table border="1"> <tr> <th>DIMENSIONS</th> <th>TOLERANCES UNLESS OTHERWISE SPECIFIED</th> </tr> <tr> <td>0 PLC</td> <td>±</td> </tr> <tr> <td>1 PLC</td> <td>±.01</td> </tr> <tr> <td>2 PLC</td> <td>±.005</td> </tr> <tr> <td>3 PLC</td> <td>±.002</td> </tr> <tr> <td>4 PLC</td> <td>±.0020</td> </tr> <tr> <td>ANGLES</td> <td>±.2°</td> </tr> <tr> <td>FINISH</td> <td></td> </tr> </table>		DIMENSIONS	TOLERANCES UNLESS OTHERWISE SPECIFIED	0 PLC	±	1 PLC	±.01	2 PLC	±.005	3 PLC	±.002	4 PLC	±.0020	ANGLES	±.2°	FINISH		NAME: RIGHT ANGLE WITH SHORT GUIDES AND LP CONTACTS ASSEMBLY MULTI-BEAM XLE
DIMENSIONS	TOLERANCES UNLESS OTHERWISE SPECIFIED																	
0 PLC	±																	
1 PLC	±.01																	
2 PLC	±.005																	
3 PLC	±.002																	
4 PLC	±.0020																	
ANGLES	±.2°																	
FINISH																		
MATERIAL: -		PRODUCT SPEC: 108-2292	RESTRICTED TO: -															
FINISH: -		APPLICATION SPEC: 114-13251	SIZE: A1															
WEIGHT: -		CAGE CODE: C=6450830	DRAWING NO: 8															
CUSTOMER DRAWING		SCALE: 4:1	SHEET 8 OF 42 REV: S2															

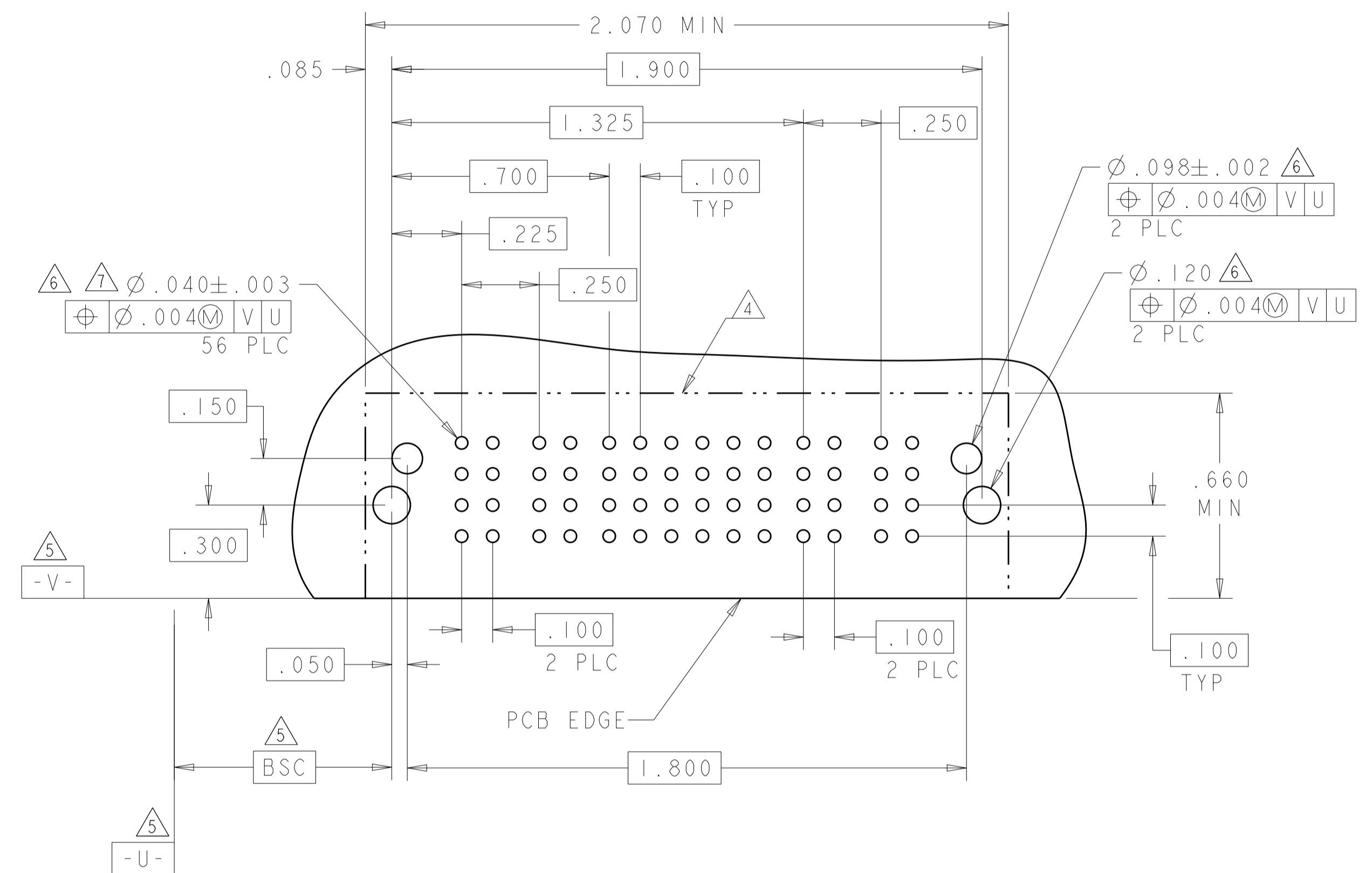


LOC	DIST	REVISIONS			
ES	00	REV	DATE	BY	APPV
		1	SEE SHEET 1		

PART NUMBER	ROWS	POWER		SIGNAL						POWER			
		P1	P2	1	2	3	4	5	6	P3	P4	P5	P6
I-6450830-3	D	TM	TM	J	J	J	J	J	J	TM	TM	TM	TM
	C			K	K	K	K	K	K				
	B			N	N	N	N	N	N				
A	S	S	S	S	S	S							
2ACP + 24S + 4P													



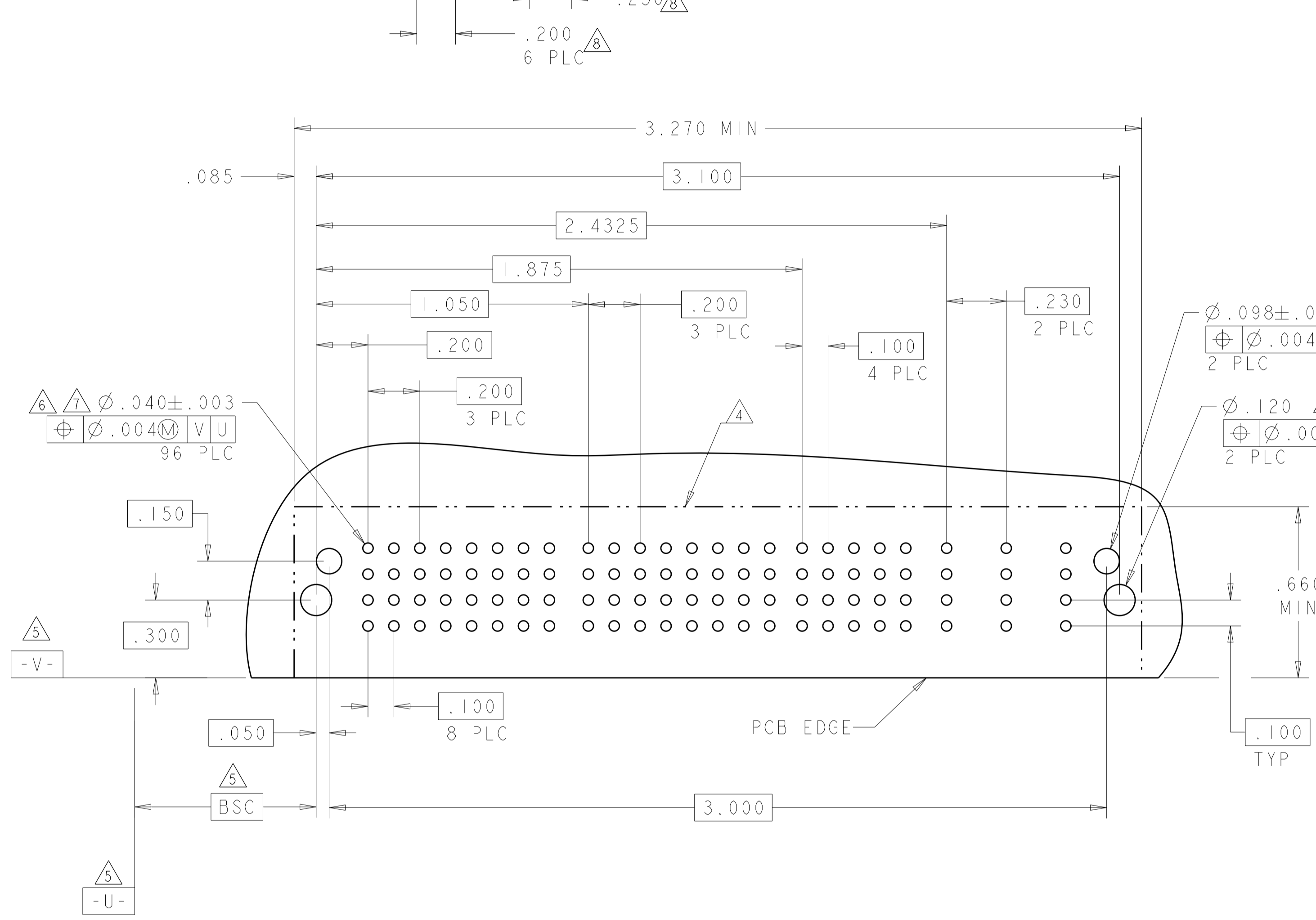
PART NUMBER	ROWS	POWER		SIGNAL						POWER	
		P1	P2	1	2	3	4	5	6	P3	P4
I-6450830-4	D	TM	TM	J	J	J	J	J	J	TM	TM
	C			K	K	K	K	K	K		
	B			N	N	G	N	N	N		
A	S	S	S	S	S	S					
2P + 24S + 2P											



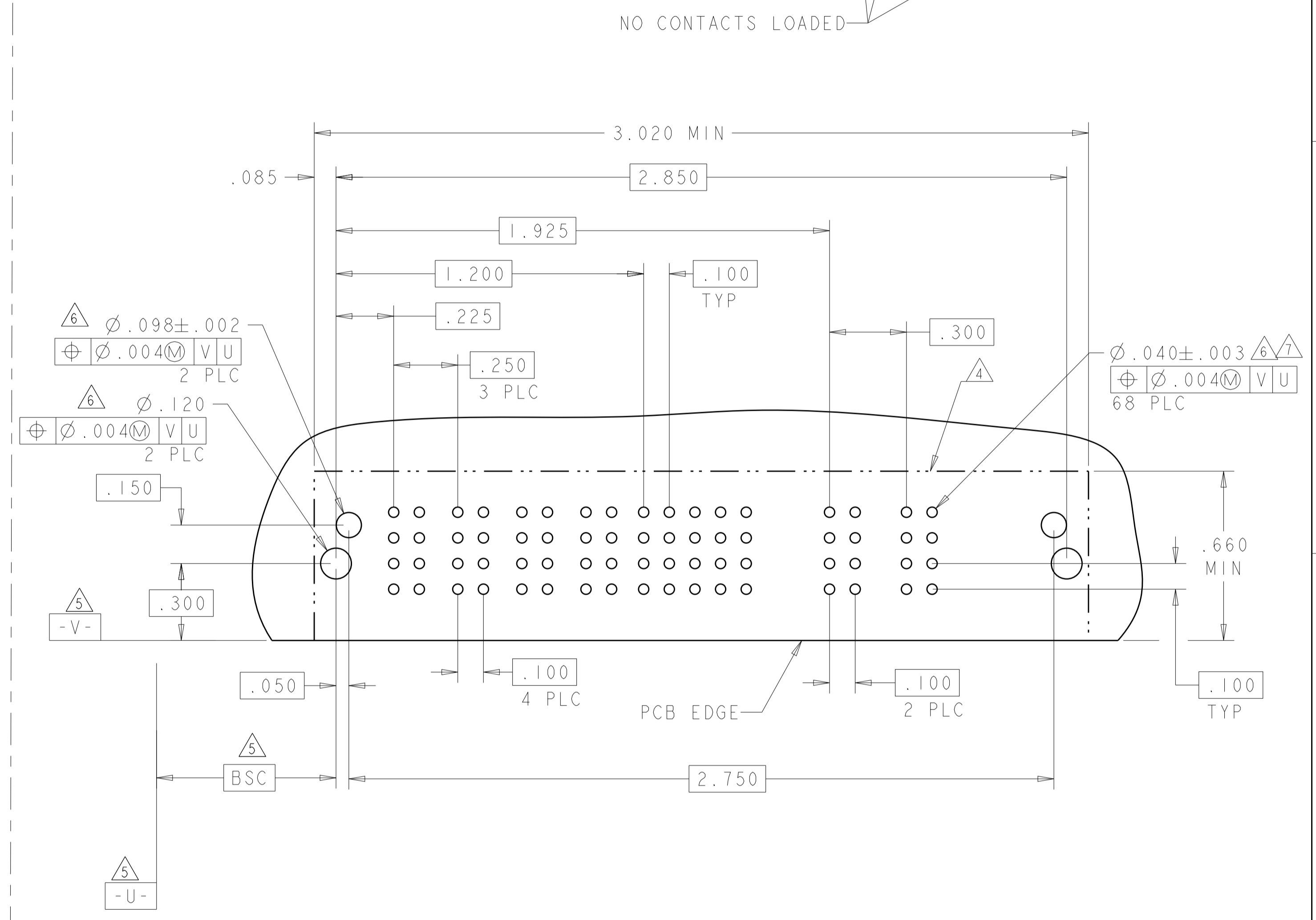
THIS DRAWING IS A CONTROLLED DOCUMENT.		OWN: S. ZHAO 10APR2007	 TE Connectivity
DIMENSIONS: INCHES		CHK: S. ZHAO 10APR2007	
TOLERANCES UNLESS OTHERWISE SPECIFIED:		APVD: S. ZHAO	NAME: RIGHT ANGLE WITH SHORT GUIDES AND LP CONTACTS ASSEMBLY MULTI-BEAM XLE
0 PLC ±. 1 PLC ±.01 2 PLC ±.01 3 PLC ±.005 4 PLC ±.0020 ANGLES ±.2°		PRODUCT SPEC: 108-2292	SIZE: A1
MATERIAL: -		APPLICATION SPEC: 114-13251	CAGE CODE: C=6450830
FINISH: -		WEIGHT: -	RESTRICTED TO: -
CUSTOMER DRAWING		SCALE: 4:1	SHEET 9 OF 42 REV: S2

LOC		DIST		REVISIONS			
ES	00	P	LTN	DESCRIPTION	DATE	DWN	APVD
-	-	-	-	SEE SHEET 1	-	-	-

PART NUMBER	ROWS	POWER						SIGNAL					POWER					
		P1	P2	P3	P4	P5	P6	P7	P8	1	2	3	4	5	LP1	LP2	LP3	LP4
I-6450830-2	D	TM	TM	TM	TM	TM	TM	TM	J	J	J	J	J	LMF	LM	LM	LM	LM
	K								K	K	K	K						
	N								N	N	N	N						
C	B	TM	TM	TM	TM	TM	TM	S	S	S	S	S						
A																		



PART NUMBER	ROWS	POWER				SIGNAL							POWER				
		P1	P2	P3	P4	1	2	3	4	5	6	7	P5	P6	P7		
I-6450830-5	D	TM	TM	TM	TM	J	J	J	J	J					TM	TM	LM
	K					K	K	K	K								
	N					N	N	N	N								
C	B	TM	TM	TM	TM	S	S	S	S	S							
A																	



THIS DRAWING IS A CONTROLLED DOCUMENT. DWG: S.ZHAO 10APR2007. CHK: S.ZHAO 10APR2007. APVD: S.ZHAO.

**STE** TE Connectivity

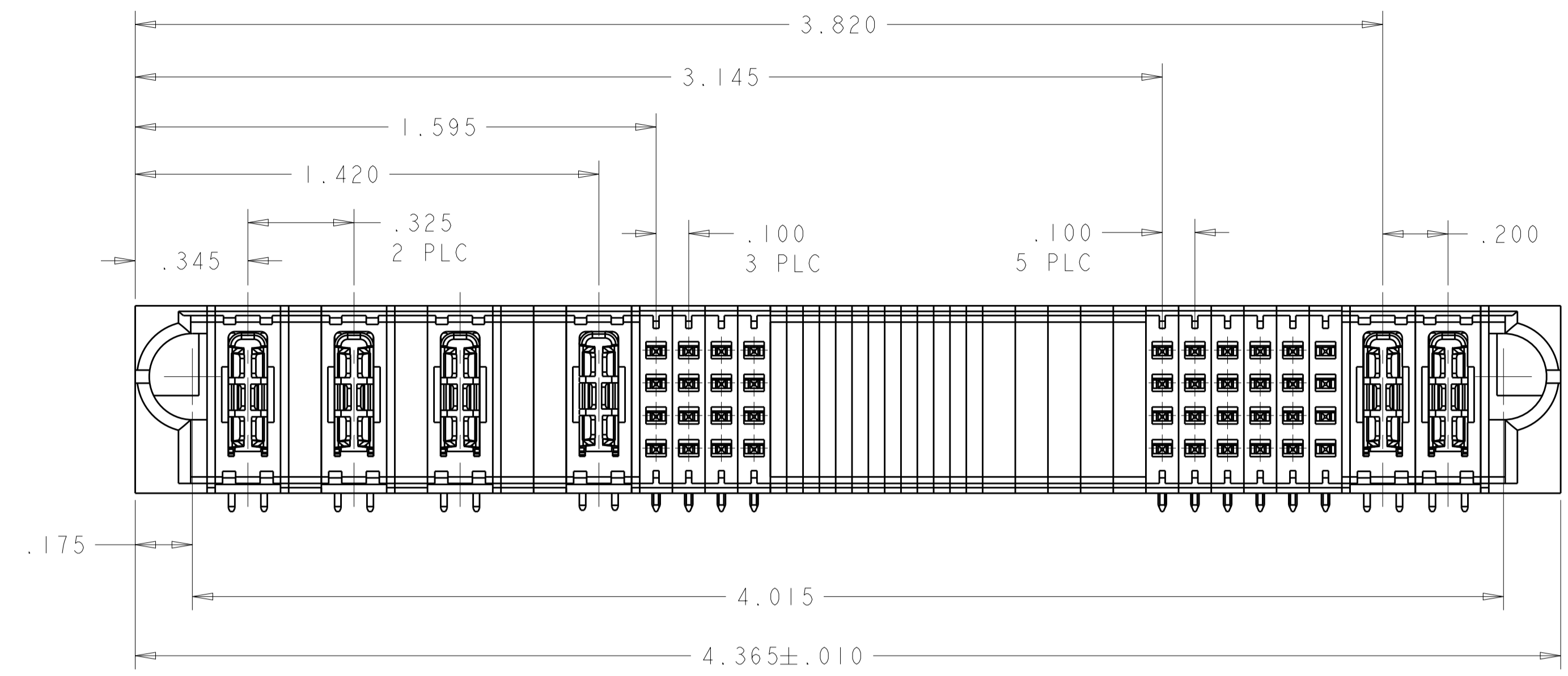
RIGHT ANGLE WITH SHORT GUIDES AND LP CONTACTS ASSEMBLY MULTI-BEAM XLE

DIMENSIONS: INCHES	TOLERANCES UNLESS OTHERWISE SPECIFIED: 0 PLC ±. 1 PLC ±.01 2 PLC ±.01 3 PLC ±.005 4 PLC ±.0020 ANGLES ±.2°	PRODUCT SPEC 108-2292	APPLICATION SPEC 114-13251	WEIGHT -
-----------------------	--	--------------------------	-------------------------------	-------------

MATERIAL: - FINISH: -

CUSTOMER DRAWING SCALE: 4:1 SHEET 10 OF 42 REV: S2

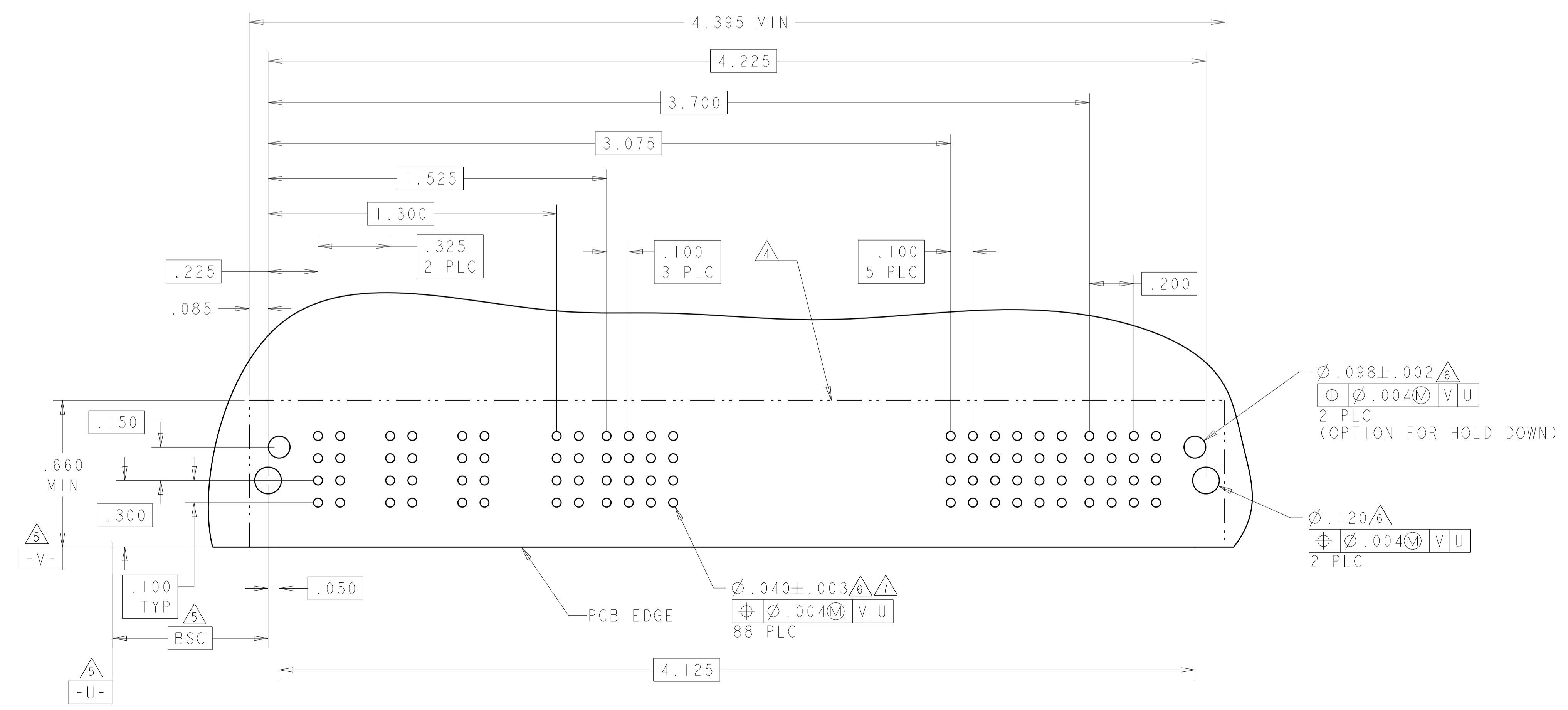
LOC	DIST	REVISIONS					
		P	LTN	DESCRIPTION	DATE	DWN	APVD
ES	00	-	-	SEE SHEET 1	-	-	-



PART NUMBER: 1-6450830-8

PART NUMBER	ROWS	POWER				SIGNAL				BLANK	SIGNAL						POWER		
		P1	P2	P3	P4	1	2	3	4		5	6	7	8	9	10	P5	P6	
1-6450830-8	D					J	J	J	J	BLANK	J	J	J	J	J				
	C					K	K	K	K		K	K	K	K	K				
	B					N	N	N	N		N	N	N	N	N				
	A					S	S	S	S		S	S	S	S	S				
TM		TM		TM		TM		TM		TM		TM		TM		TM			

4P + 16S + 24S + 2HDP



THIS DRAWING IS A CONTROLLED DOCUMENT.

DIMENSIONS: INCHES

TOLERANCES UNLESS OTHERWISE SPECIFIED:  
 0 PLC ± .01  
 1 PLC ± .01  
 2 PLC ± .01  
 3 PLC ± .005  
 4 PLC ± .002  
 ANGLES ± 0.2°

FINISH: -

THIS DRAWING IS A CONTROLLED DOCUMENT. DWN: S.ZHAO 10APR2007, CHK: S.ZHAO 10APR2007, APVD: S.ZHAO

NAME: RIGHT ANGLE WITH SHORT GUIDES AND LP CONTACTS ASSEMBLY MULTI-BEAM XLE

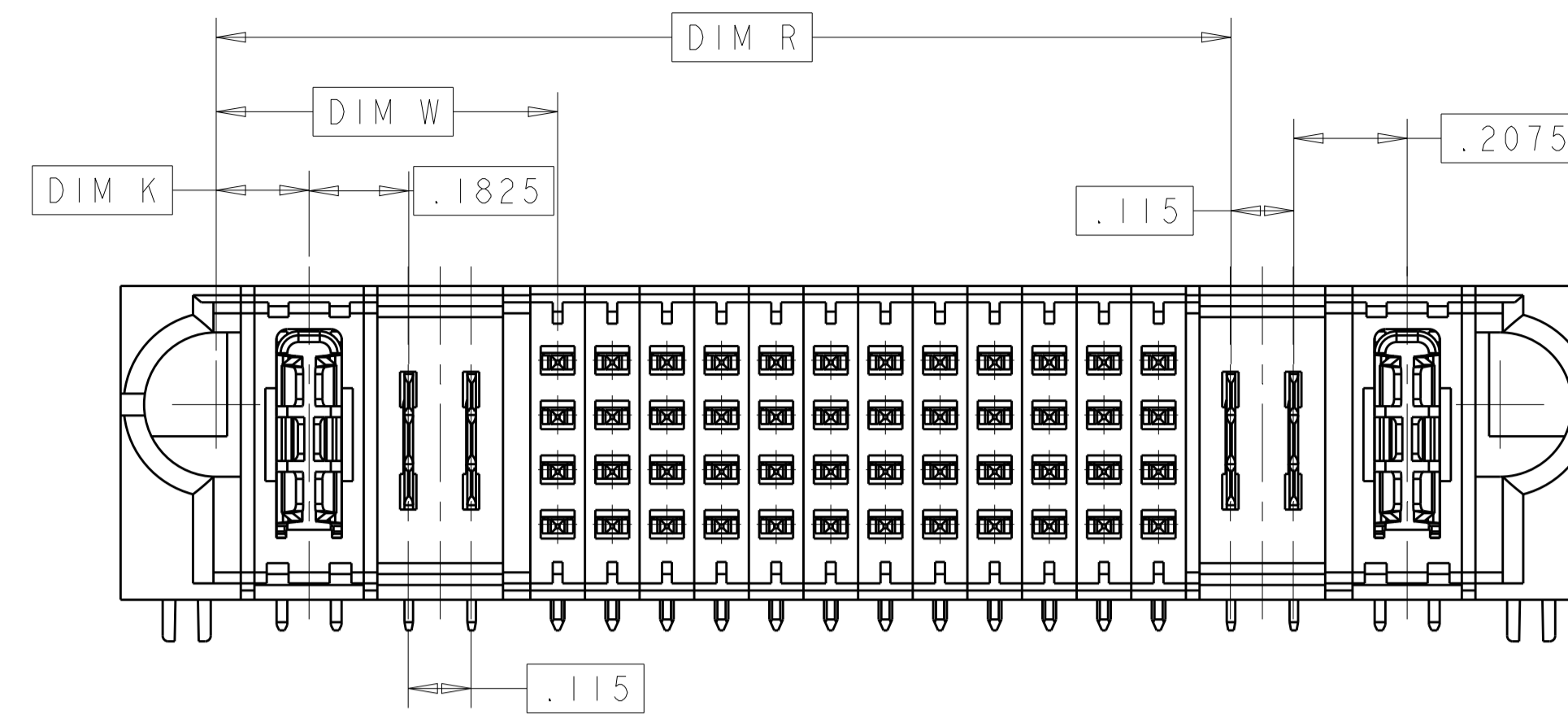
SIZE: A1, CAGE CODE: 6450830, DRAWING NO: 114-13251, WEIGHT: -

CUSTOMER DRAWING, SCALE: 4:1, SHEET: 11 OF 42, REV: S2

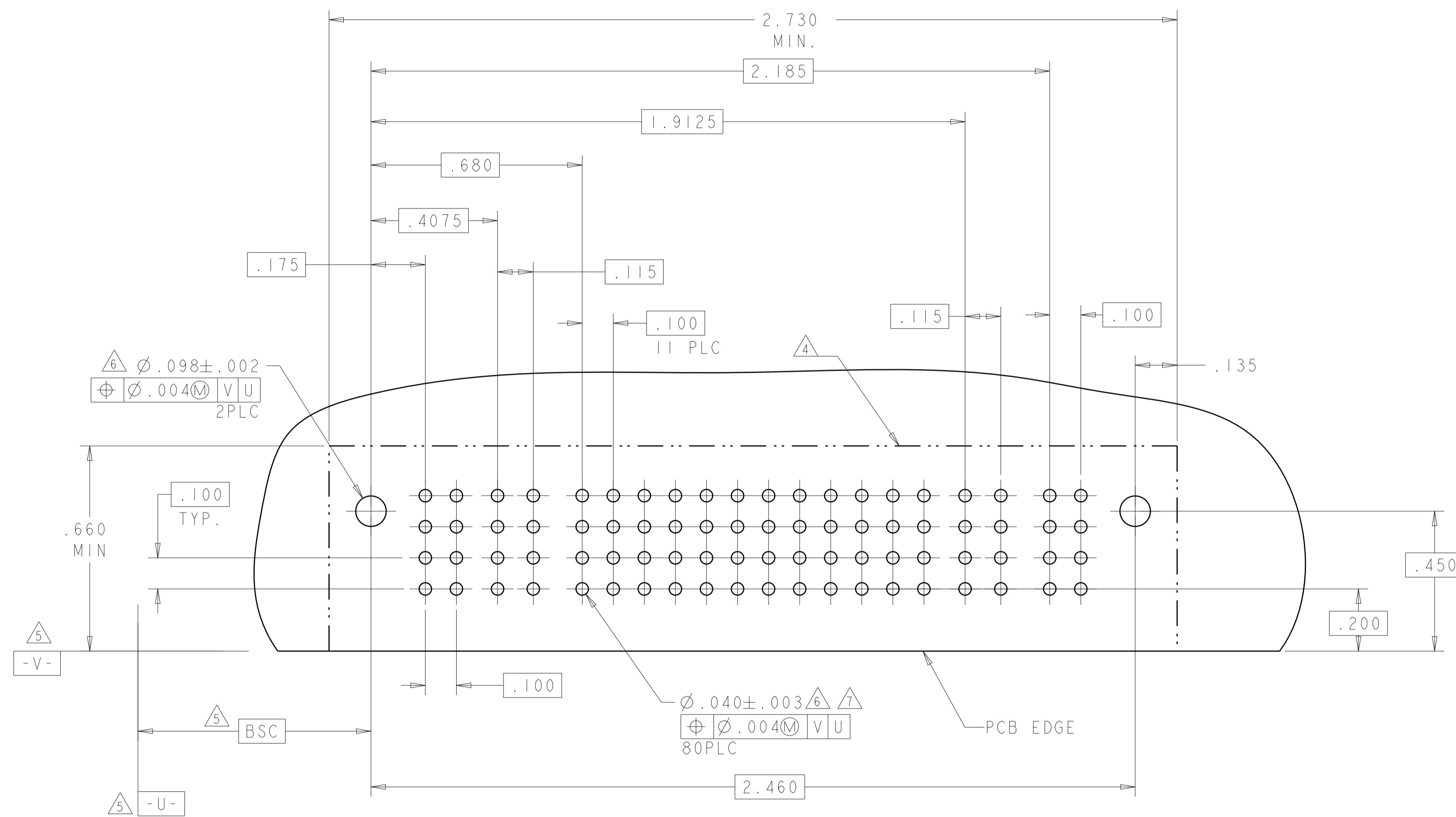
TE Connectivity

LOC DIST REVISIONS  
ES 00  
P LTH DESCRIPTION DATE DWN APVD  
- - SEE SHEET 1 - - -

PART NUMBER	ROWS	POWER			SIGNAL												LP3	LP4	P2			
		PI	LPI	LP2	1	2	3	4	5	6	7	8	9	10	11	12						
1-6450830-7	D	TM	LML	LML	E	E	E	E	E	E	E	E	E	E	E	E	E	E	E	E		
	C				F	F	F	F	F	F	F	F	F	F	F	F	F	F	F	F	F	
	B				G	G	G	G	G	G	G	G	G	G	G	G	G	G	G	G	G	G
	A				H	H	H	H	H	H	H	H	H	H	H	H	H	H	H	H	H	H
IP + 2LP + 48S + 2LP + IP																						



P/N: 1-6450830-7 CONFIGURATION  
UNSPECIFIED DIMENSION REFER TO SHEET 1

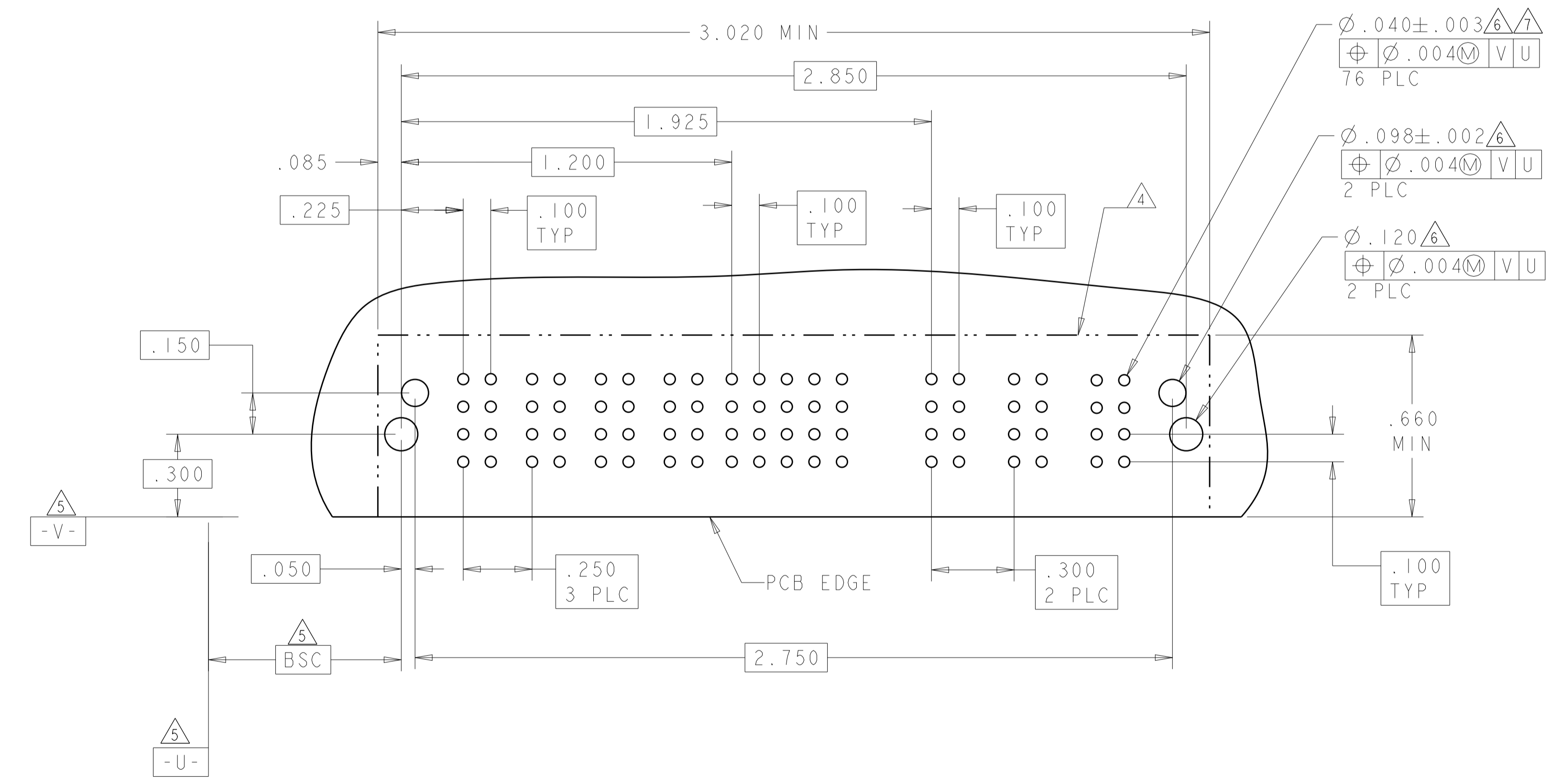


THIS DRAWING IS A CONTROLLED DOCUMENT.		DWN S. ZHAO 10APR2007 CHK S. ZHAO 10APR2007	TE Connectivity	
DIMENSIONS: INCHES		TOLERANCES UNLESS OTHERWISE SPECIFIED:		
D 0 PLC ±.01 D 0 PLC ±.01 D 3 PLC ±.01 D 4 PLC ±.01 D 4 PLC ±.0020		APVD S. ZHAO		
MATERIAL -		NAME: RIGHT ANGLE WITH SHORT GUIDES AND LP CONTACTS ASSEMBLY MULTI-BEAM XLE		
FINISH -		PRODUCT SPEC 108-2292		
-		APPLICATION SPEC 114-13251		
-		WEIGHT -		
-		CUSTOMER DRAWING		
SCALE 4:1		SHEET 12 OF 42		
REV S2		A 100779 C=6450830		

LOC	DIST	REVISIONS					
ES	00	P	LTN	DESCRIPTION	DATE	DMN	APVD
		-		SEE SHEET 1			

PART NUMBER	ROWS	POWER				SIGNAL							POWER		
		P1	P2	P3	P4	1	2	3	4	5	6	7	P5	P6	P7
1-6450830-9	D	TM	TM	TM	TM	J	J	J	J	J			TM	TM	TM
	C					K	K	K	K	K					
	B					N	N	N	N	N					
	A					S	S	S	S	S					
4P + 28S + 3ACP															

NO CONTACTS LOADED



THIS DRAWING IS A CONTROLLED DOCUMENT.

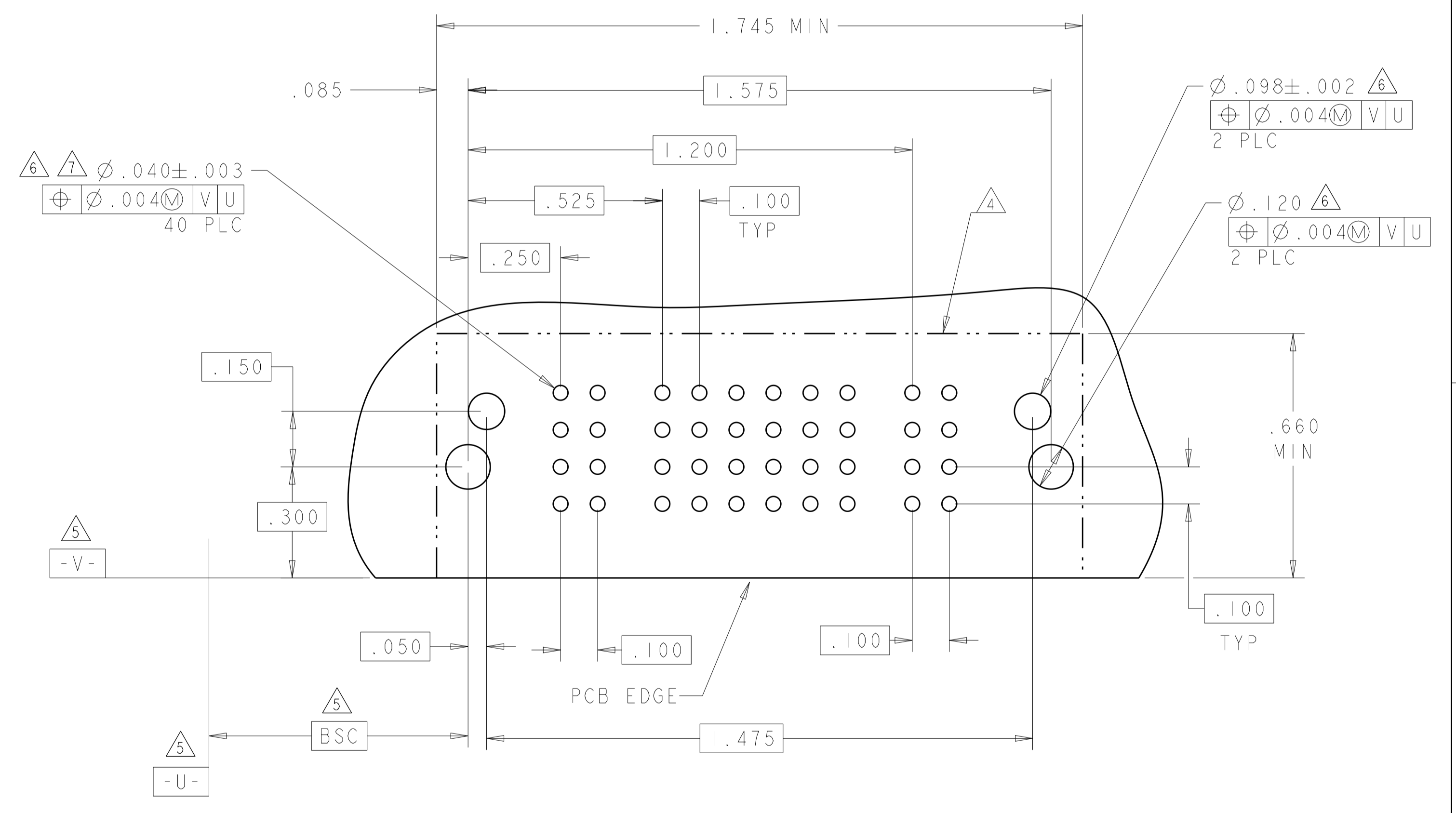
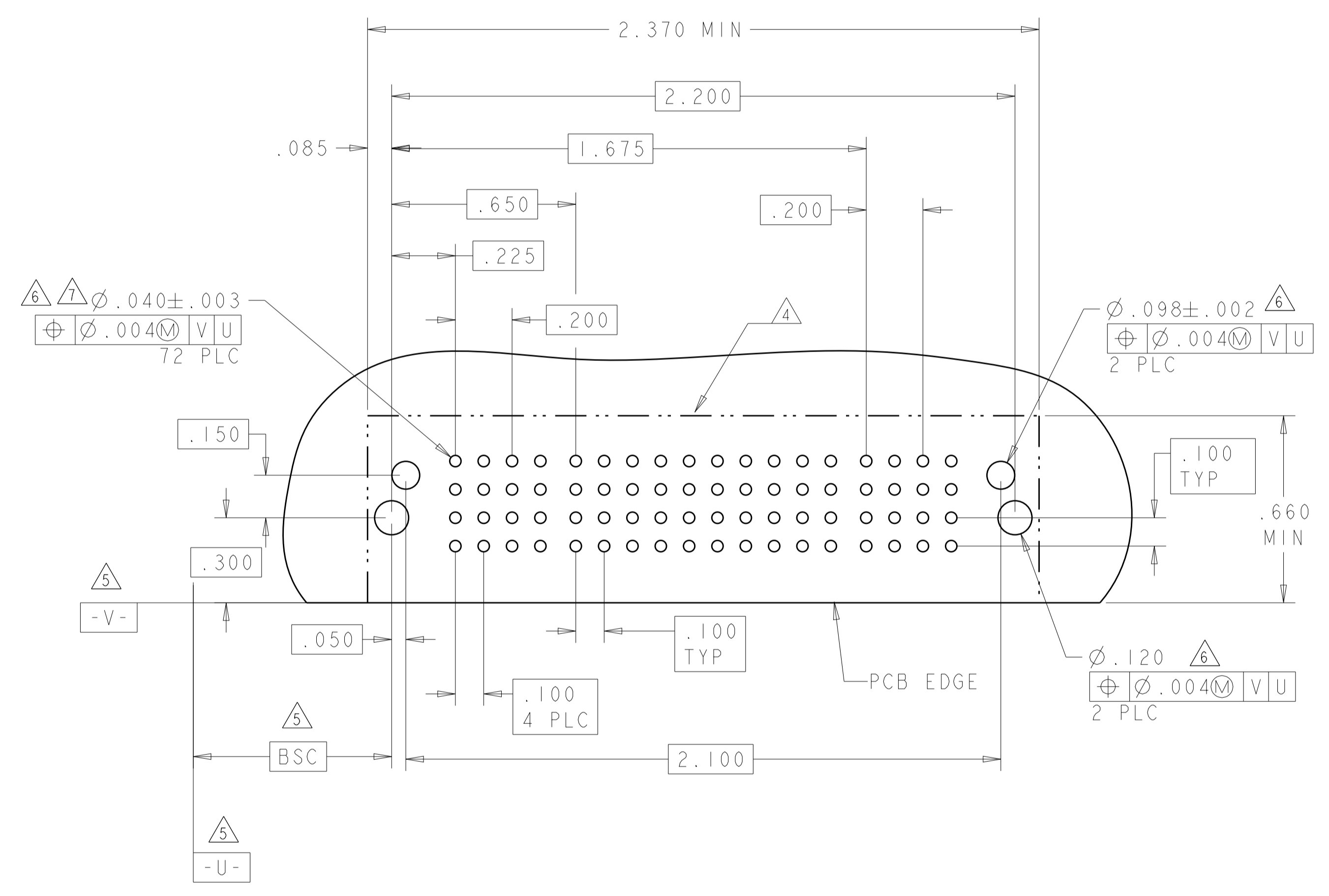
DIMENSIONS: INCHES	TOLERANCES UNLESS OTHERWISE SPECIFIED: 0 PLC ±. 1 PLC ±.01 2 PLC ±.01 3 PLC ±.005 4 PLC ±.0020 ANGLES ±.2°	DMN S.ZHAO 10APR2007 CHK S.ZHAO 10APR2007 APVD S.ZHAO	NAME RIGHT ANGLE WITH SHORT GUIDES AND LP CONTACTS ASSEMBLY MULTI-BEAM XLE
MATERIAL	FINISH	PRODUCT SPEC 108-2292	SIZE CAGE CODE DRAWING NO A100779C=6450830
CUSTOMER DRAWING		APPLICATION SPEC 114-13251	RESTRICTED TO
		WEIGHT	SCALE 4:1 SHEET 13 OF 42 REV S2

4805 (3/11)

LOC		DIST		REVISIONS			
P	LTN	DATE	DNM	APVD			
ES	00	-	-	-	SEE SHEET 1		-

PART NUMBER	ROWS	POWER		SIGNAL										POWER		
		P1	P2	1	2	3	4	5	6	7	8	9	10	P3	P4	
2-6450830-4	D	TM	TM	J	J	J	J	J	J	J	J	J	J	J	TM	TM
	C			K	K	K	K	K	K	K	K	K	K			
	B			N	N	N	N	N	N	N	N	N	N	N		
	A			S	S	S	S	S	S	S	S	S	S	S		
2P + 40S + 2P																

PART NUMBER	ROWS	POWER		SIGNAL						POWER			
		P1	P2	1	2	3	4	5	6	P3	P4		
2-6450830-6	D	TM	TM	J	J	J	J	J	J	J	J	TM	TM
	C			K	K	K	K	K	K	K			
	B			N	N	N	N	N	N	N			
	A			H	S	S	S	S	S	S			
IP + 24S + IP													



THIS DRAWING IS A CONTROLLED DOCUMENT.

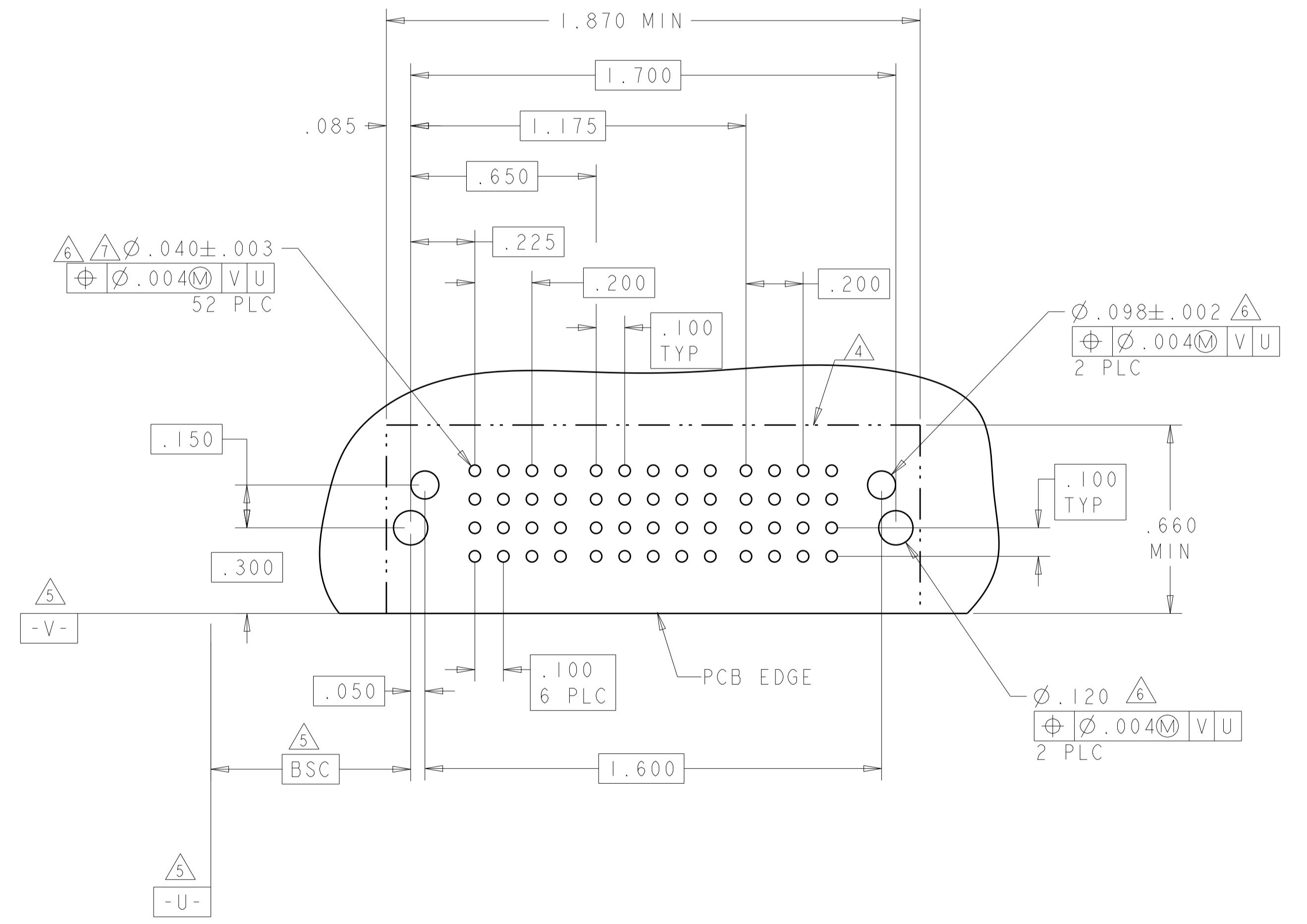
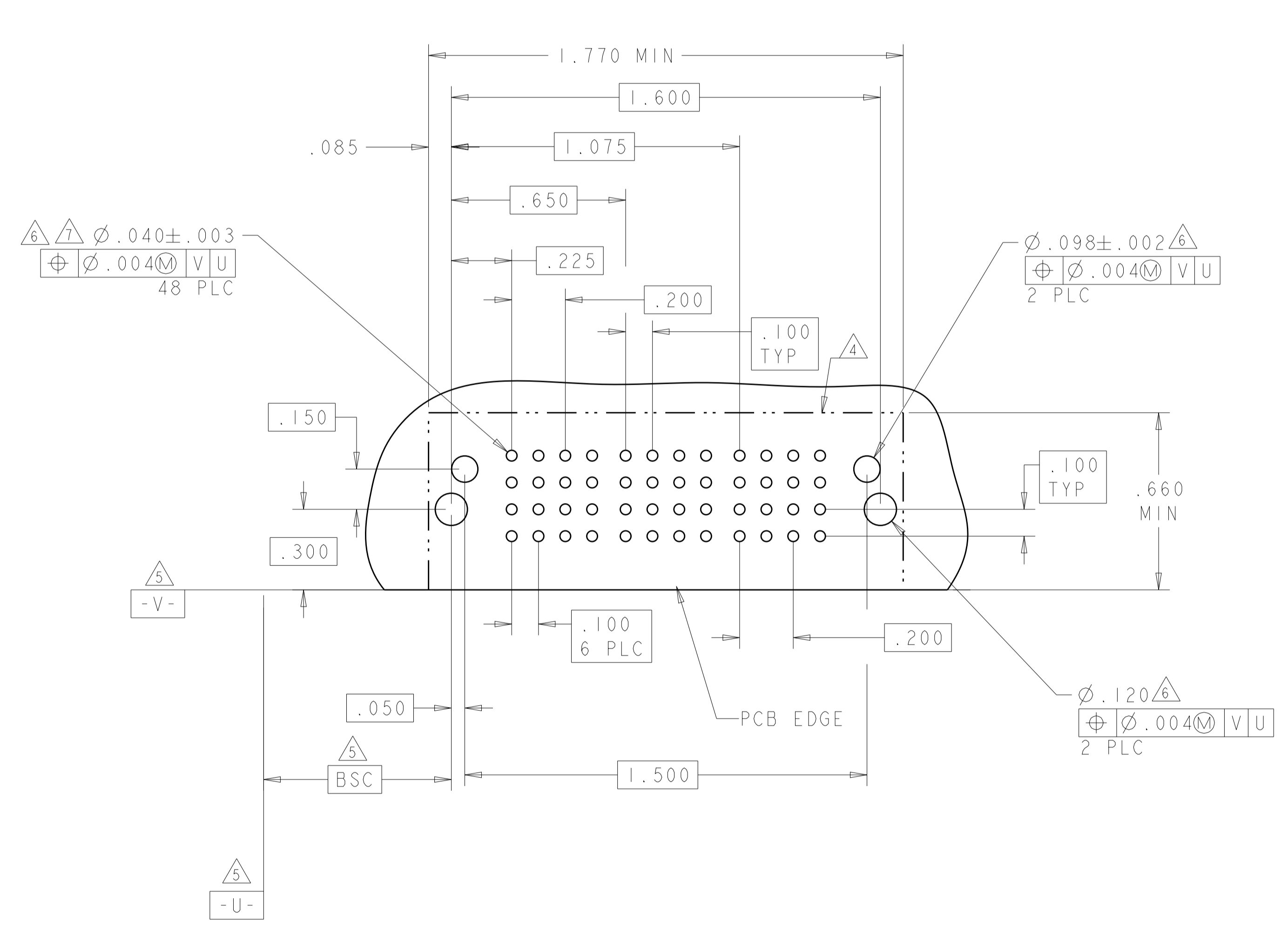
DIMENSIONS: INCHES	TOLERANCES UNLESS OTHERWISE SPECIFIED: 0 PLC ±. 2 PLC ±.01 5 PLC ±.005 4 PLC ±.0020 ANGLES ±.7°	FINISH	DNM S.ZHAO 10APR2007 CHK S.ZHAO 10APR2007 APVD S.ZHAO	NAME RIGHT ANGLE WITH SHORT GUIDES AND LP CONTACTS ASSEMBLY MULTI-BEAM XLE
MATERIAL			PRODUCT SPEC 108-2292 APPLICATION SPEC 114-13251 WEIGHT	SIZE CAGE CODE DRAWING NO A100779C=6450830
CUSTOMER DRAWING			SCALE 4:1	SHEET 14 OF 42 REV S2

4805 (3/11)

LOC	DIST	REVISIONS			
P	LTN	DESCRIPTION	DATE	DMN	APVD
-	-	SEE SHEET 1	-	-	-

PART NUMBER	ROWS	POWER		SIGNAL				POWER	
		P1	P2	1	2	3	4	P3	P4
2-6450830-7	D	TM	TM	J	J	J	J	TM	TM
	C			K	K	K	K		
	B			N	N	N	N		
	A			S	S	S	S		
2P + 16S + 2P									

PART NUMBER	ROWS	POWER		SIGNAL					POWER	
		P1	P2	1	2	3	4	5	P3	P4
2-6450830-8	D	TM	TM	J	J	J	J	J	TM	TM
	C			K	K	K	K	K		
	B			N	N	N	N	N		
	A			S	S	S	S	S		
2P + 20S + 2P										

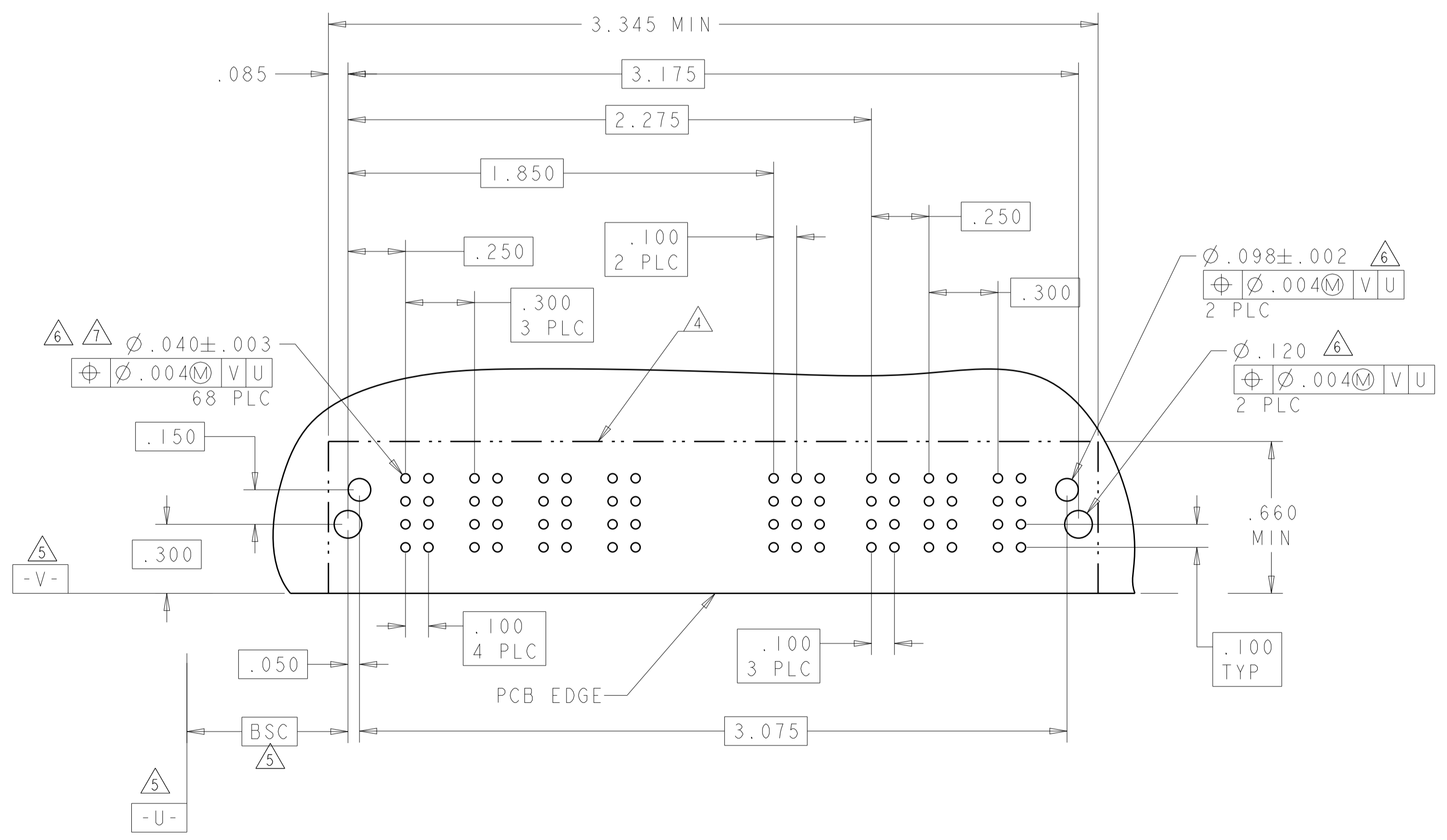
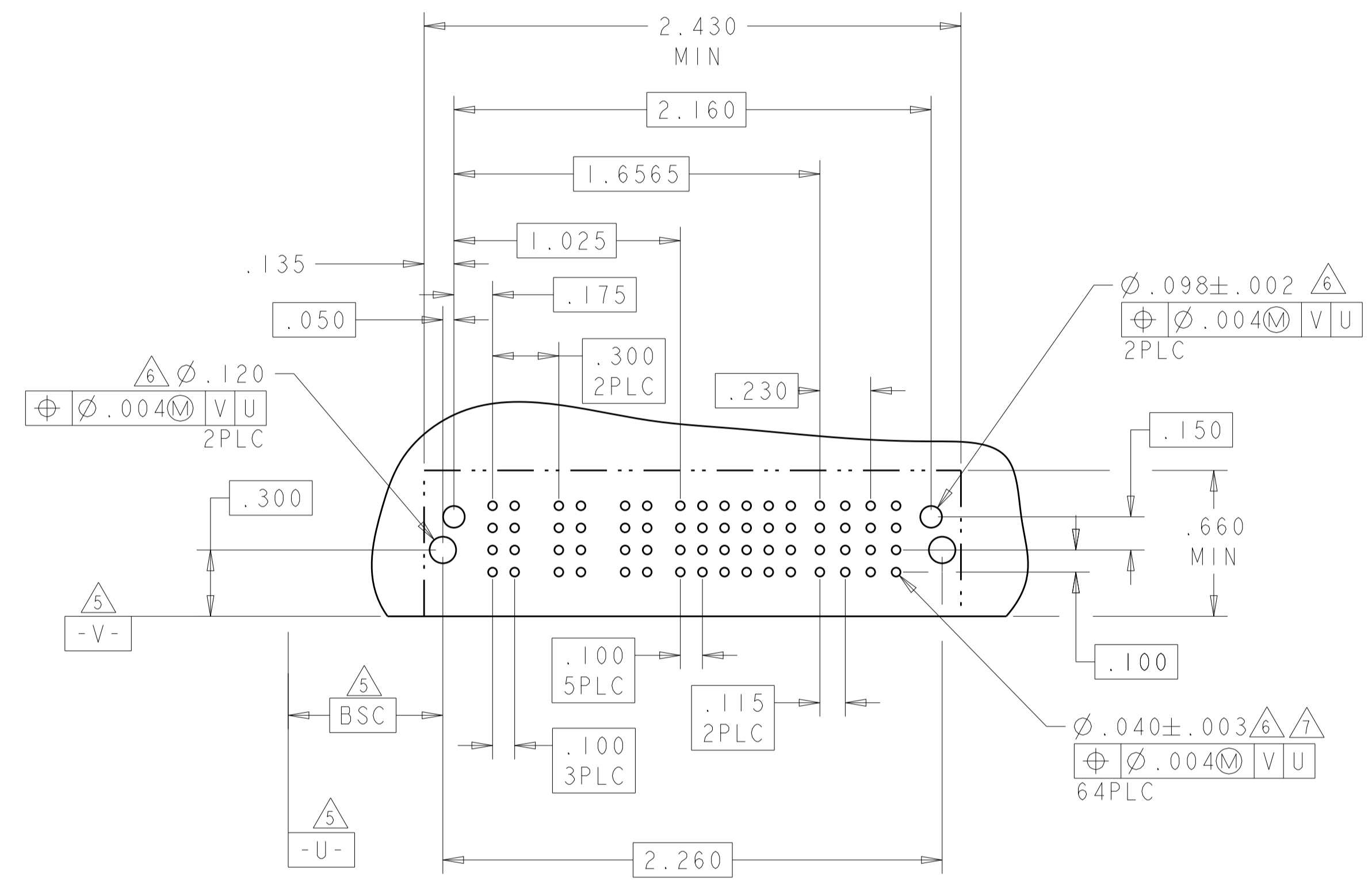
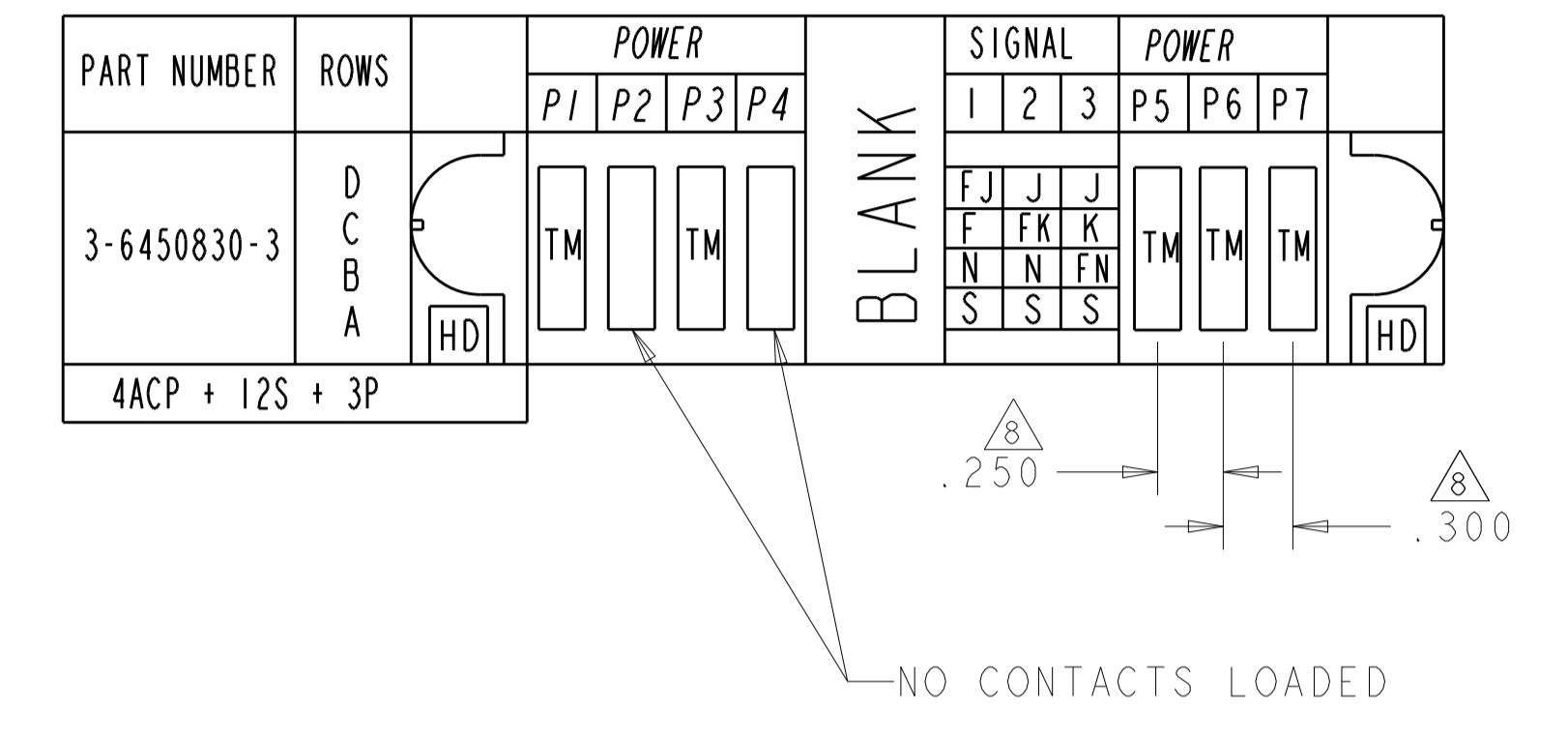
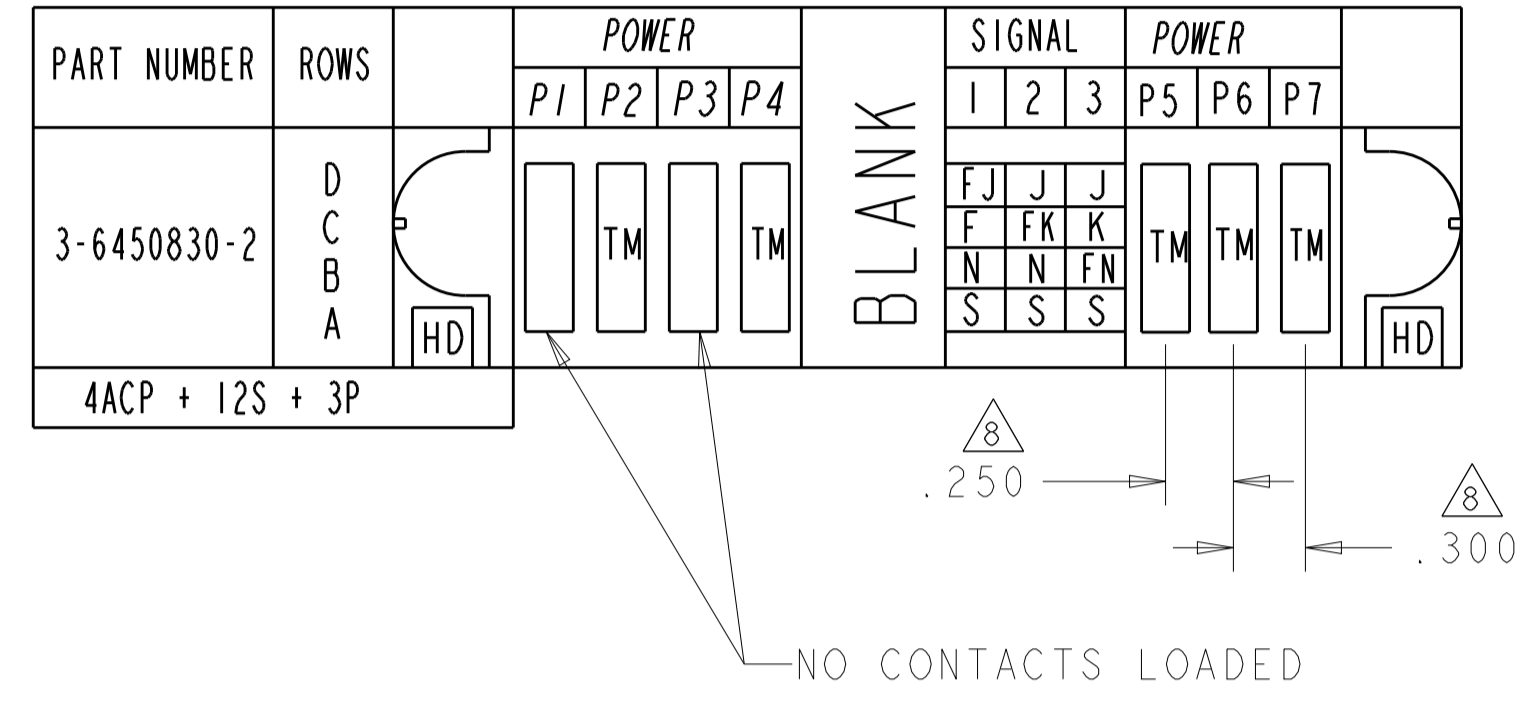
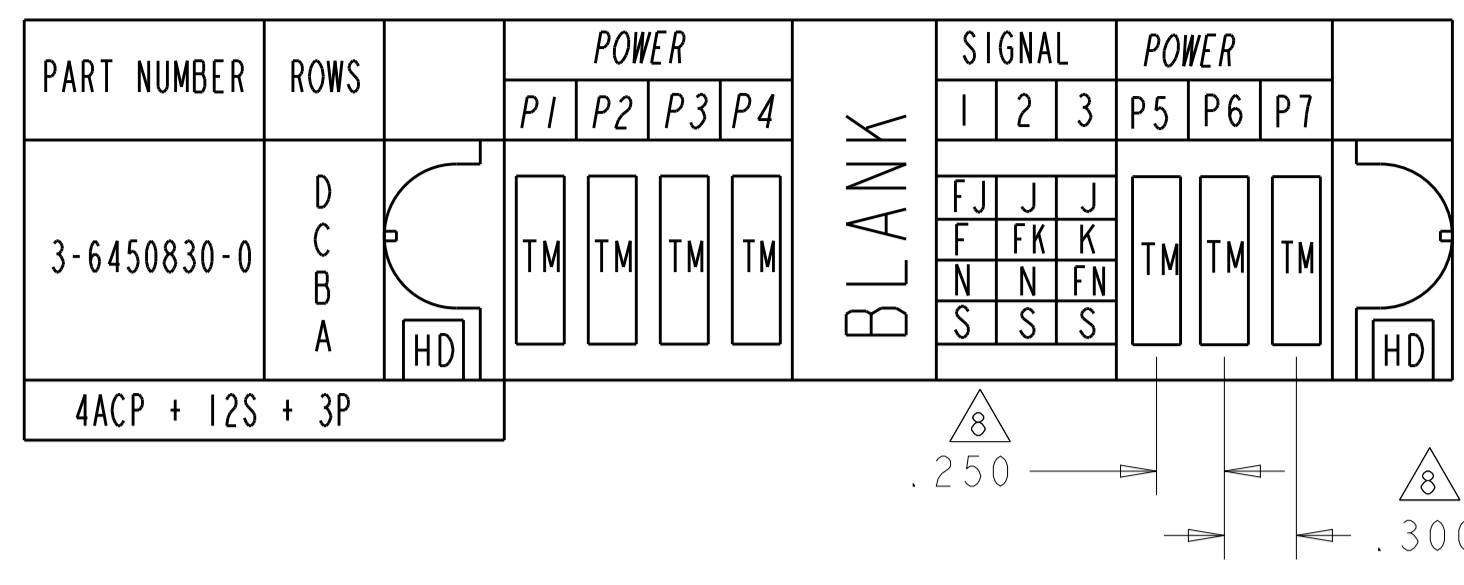
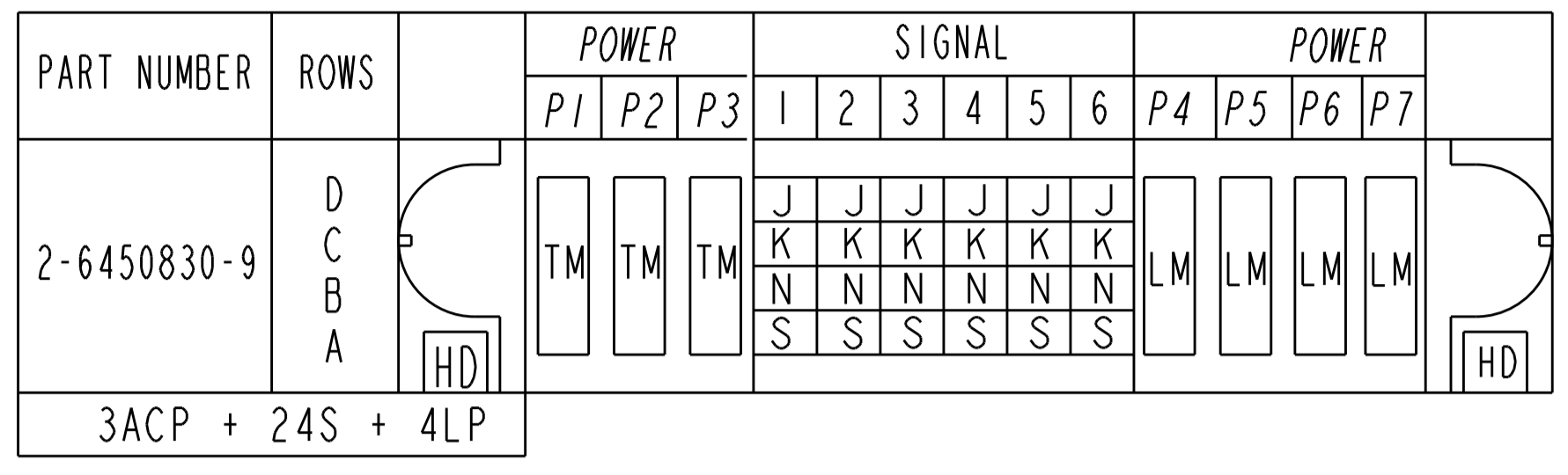


THIS DRAWING IS A CONTROLLED DOCUMENT.

DIMENSIONS: INCHES	TOLERANCES UNLESS OTHERWISE SPECIFIED: 0 PLC ±. 1 PLC ±.01 2 PLC ±.01 3 PLC ±.005 4 PLC ±.002 ANGLES ±.7°	DMN S.ZHAO 10APR2007 CHK S.ZHAO 10APR2007 APVD S.ZHAO PRODUCT SPEC 108-2292 APPLICATION SPEC 114-13251 WEIGHT CUSTOMER DRAWING	NAME RIGHT ANGLE WITH SHORT GUIDES AND LP CONTACTS ASSEMBLY MULTI-BEAM XLE SIZE CAGE CODE DRAWING NO. A100779C=6450830 RESTRICTED TO
-----------------------	---	--	---

SCALE 4:1 SHEET 15 OF 42 REV S2

LOC	DIST	REVISIONS		
ES	00	REV	DATE	APPV
		1	SEE SHEET 1	



RECOMMENDED PCB LAYOUT FOR 3-6450830-0, 3-6450830-2 AND 3-6450830-3

THIS DRAWING IS A CONTROLLED DOCUMENT.		DWN: S. ZHAO 10APR2007 CHK: S. ZHAO 10APR2007	TE Connectivity
DIMENSIONS: INCHES		APVD: S. ZHAO PRODUCT SPEC: 108-2292 APPLICATION SPEC: 114-13251	
DIMENSIONS: INCHES 0 PLC ±.01 2 PLC ±.01 3 PLC ±.01 4 PLC ±.005 5 PLC ±.005 6 PLC ±.0020 ANGLES ±.2°		TOLERANCES UNLESS OTHERWISE SPECIFIED: FINISH:	NAME: RIGHT ANGLE WITH SHORT GUIDES AND LP CONTACTS ASSEMBLY MULTI-BEAM XLE SIZE: A100779 CAGE CODE: C=6450830 DRAWING NO: 108-2292 WEIGHT:
MATERIAL:		FINISH:	SHEET 16 OF 42 SCALE 4:1 REV S2

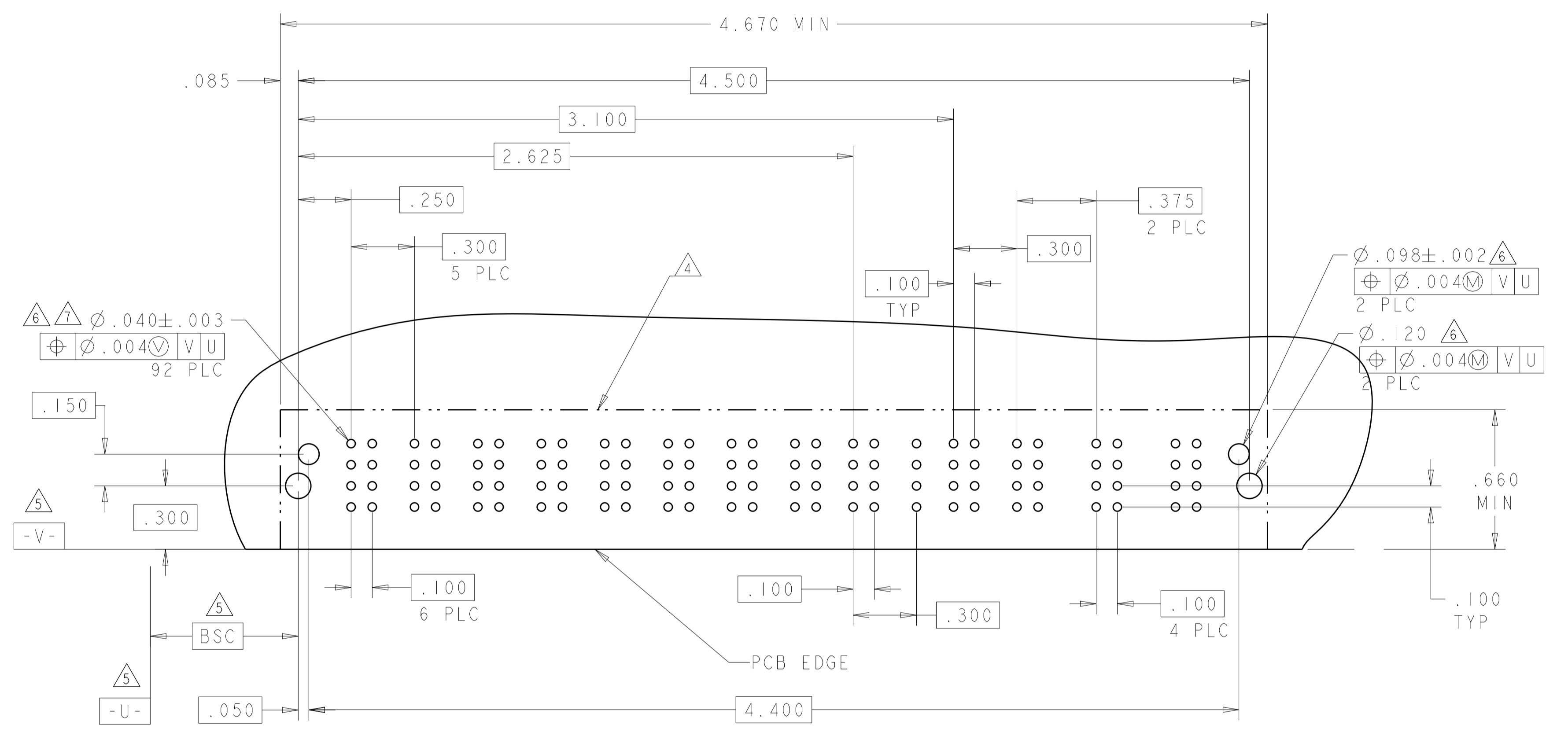
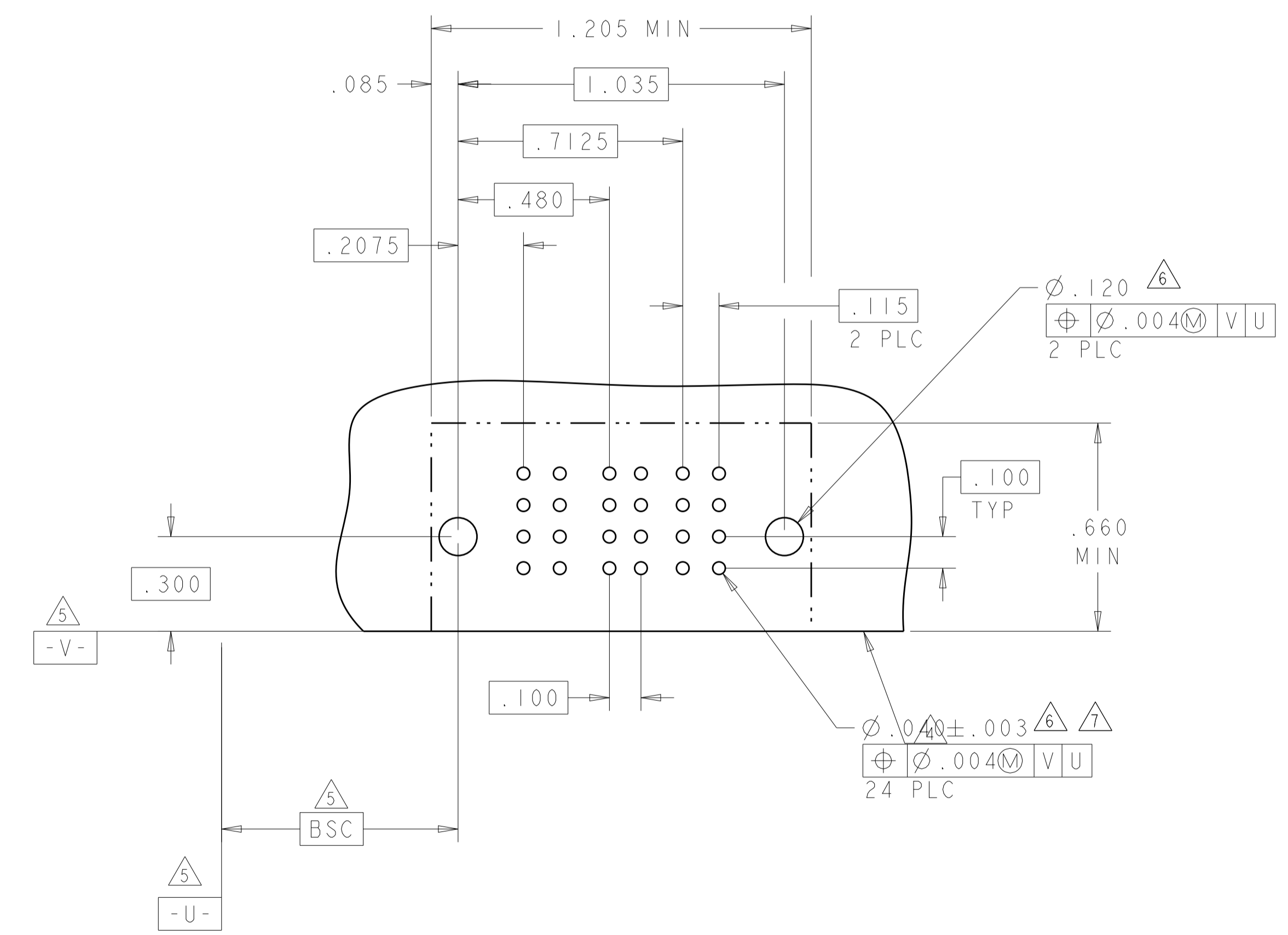


LOC	DIST	REVISIONS					
ES	00	P	LTN	DESCRIPTION	DATE	OWN	APVD
		-	-	SEE SHEET 1	-	-	-

PART NUMBER	ROWS	POWER		SIGNAL		POWER	
		P1	P2	1	2	P3	P4
3-6450830-1	D C B A	LMF	LM	F	J	LM	LMF
				FK	K		
				FN	N		
				FS	S		
2LP + 8S + 2LP							

PART NUMBER	ROWS	POWER								SIGNAL				POWER			
		P1	P2	P3	P4	P5	P6	P7	P8	1	2	3	4	P9	P10	P11	P12
3-6450830-4	D C B A	TM	TM	TM	TM	TM	TM	TM	TM	E	E	J	TM	TM	TM	TM	
										F	F	K					
										G	G	N					
										H	H	S					
8ACP + 16S + 4ACP																	

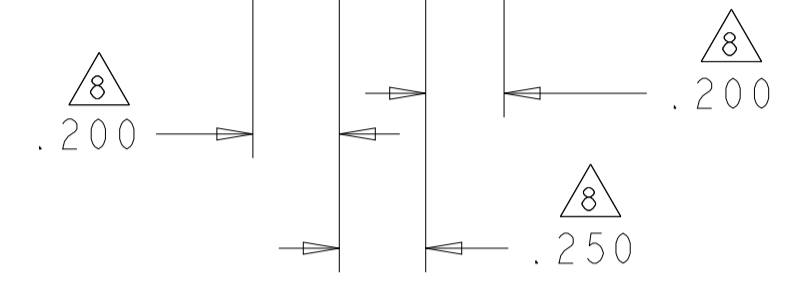
NO CONTACTS LOADED  
 .300  
 .375  
 2 PLC



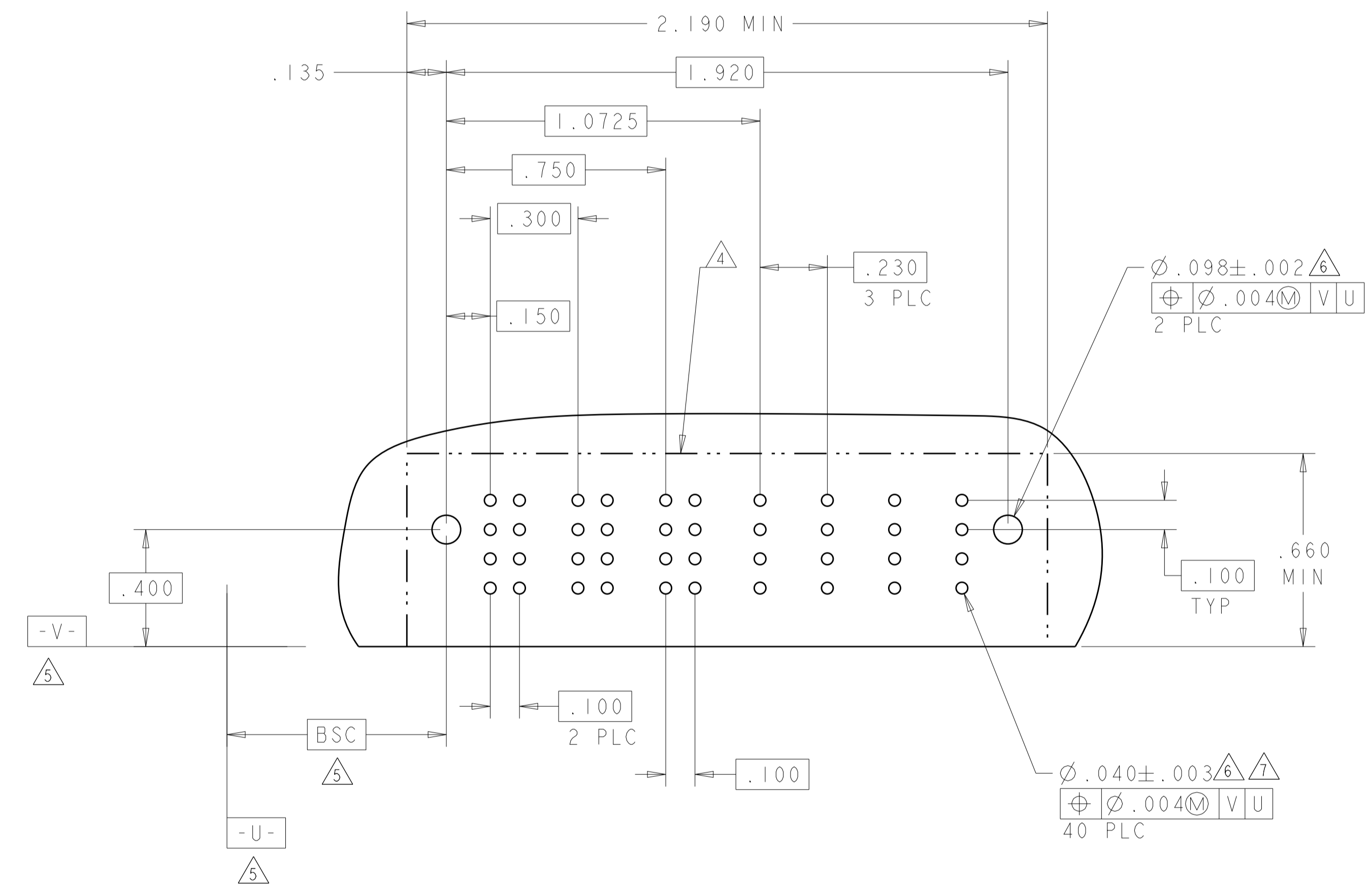
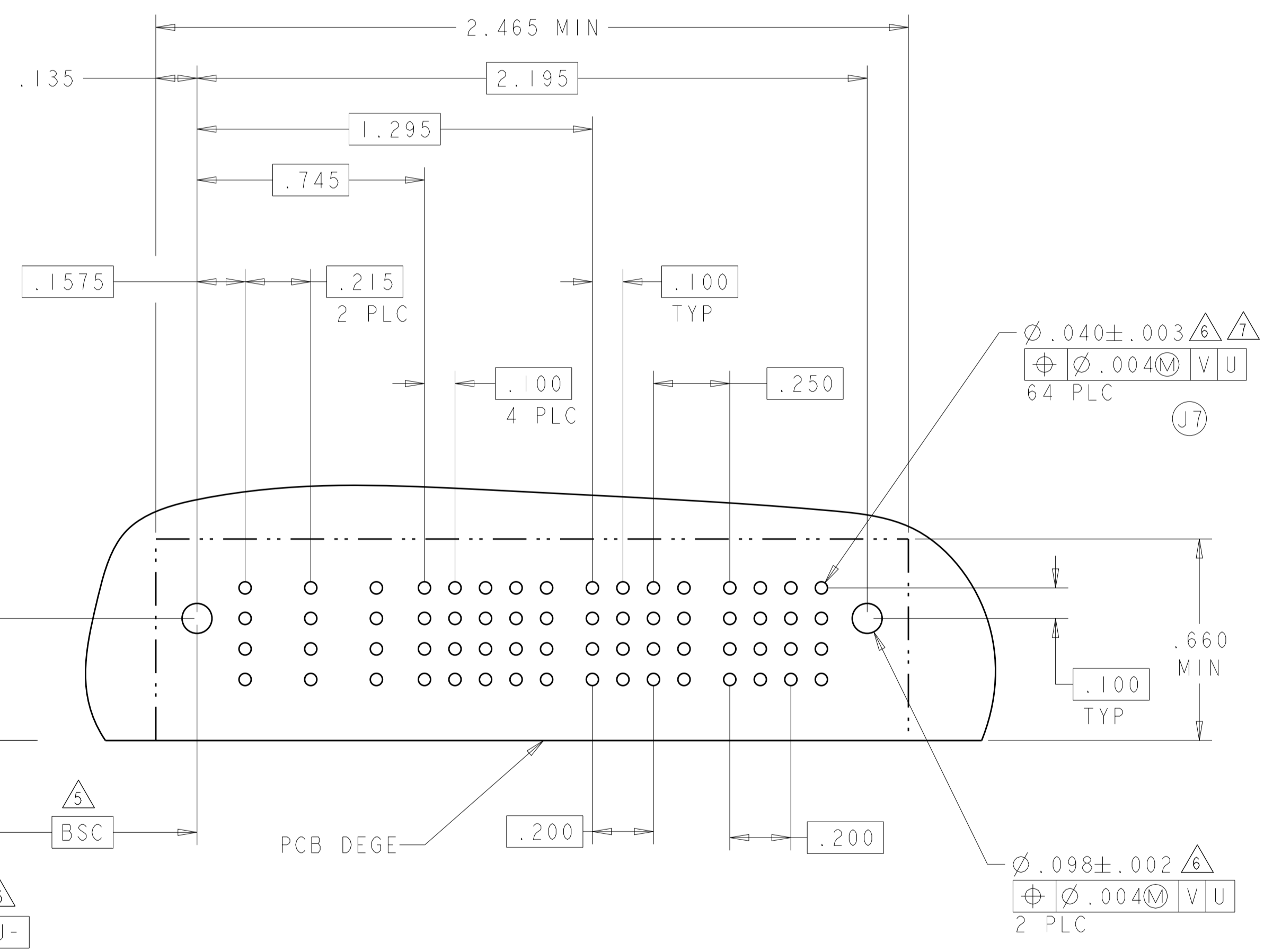
THIS DRAWING IS A CONTROLLED DOCUMENT.		OWN: S. ZHAO 10APR2007	 TE Connectivity
DIMENSIONS: INCHES		CHK: S. ZHAO 10APR2007	
TOLERANCES UNLESS OTHERWISE SPECIFIED:		APVD: S. ZHAO	NAME: RIGHT ANGLE WITH SHORT GUIDES AND LP CONTACTS ASSEMBLY MULTI-BEAM XLE
0 PLC ±.01		PRODUCT SPEC: 108-2292	SIZE: A1
1 PLC ±.01		APPLICATION SPEC: 114-13251	CAGE CODE: 6450830
2 PLC ±.01		WEIGHT: -	RESTRICTED TO: -
3 PLC ±.005		CUSTOMER DRAWING	SCALE: 4:1
4 PLC ±.002			SHEET 17 OF 42
ANGLES ±.020			REV: S2
FINISH: -			

LOC	DIST	REVISIONS			
ES	00	REV	DATE	BY	APPV
		1	SEE SHEET 1		

PART NUMBER	ROWS	POWER			SIGNAL					POWER				
		LP1	LP2	LP3	1	2	3	4	5	P1	P2	P3	P4	
3-6450830-5	D C B A	LM	LM	LM	J	J	J	J	J	TM	TM	TM	TM	HD
					K	K	K	K	K					
					N	N	N	N	N					
					S	S	S	S	S					
3LP + 20S + 4HDP														



PART NUMBER	ROWS	POWER		SIGNAL		POWER						
		P1	P2	1	2	LP1	LP2	LP3	LP4			
3-6450830-6	D C B A	TM	TM	J	J	LM	LM	LM	LM	HD		
											K	K
											N	N
											S	S
2ACP + 8S + 4LP												



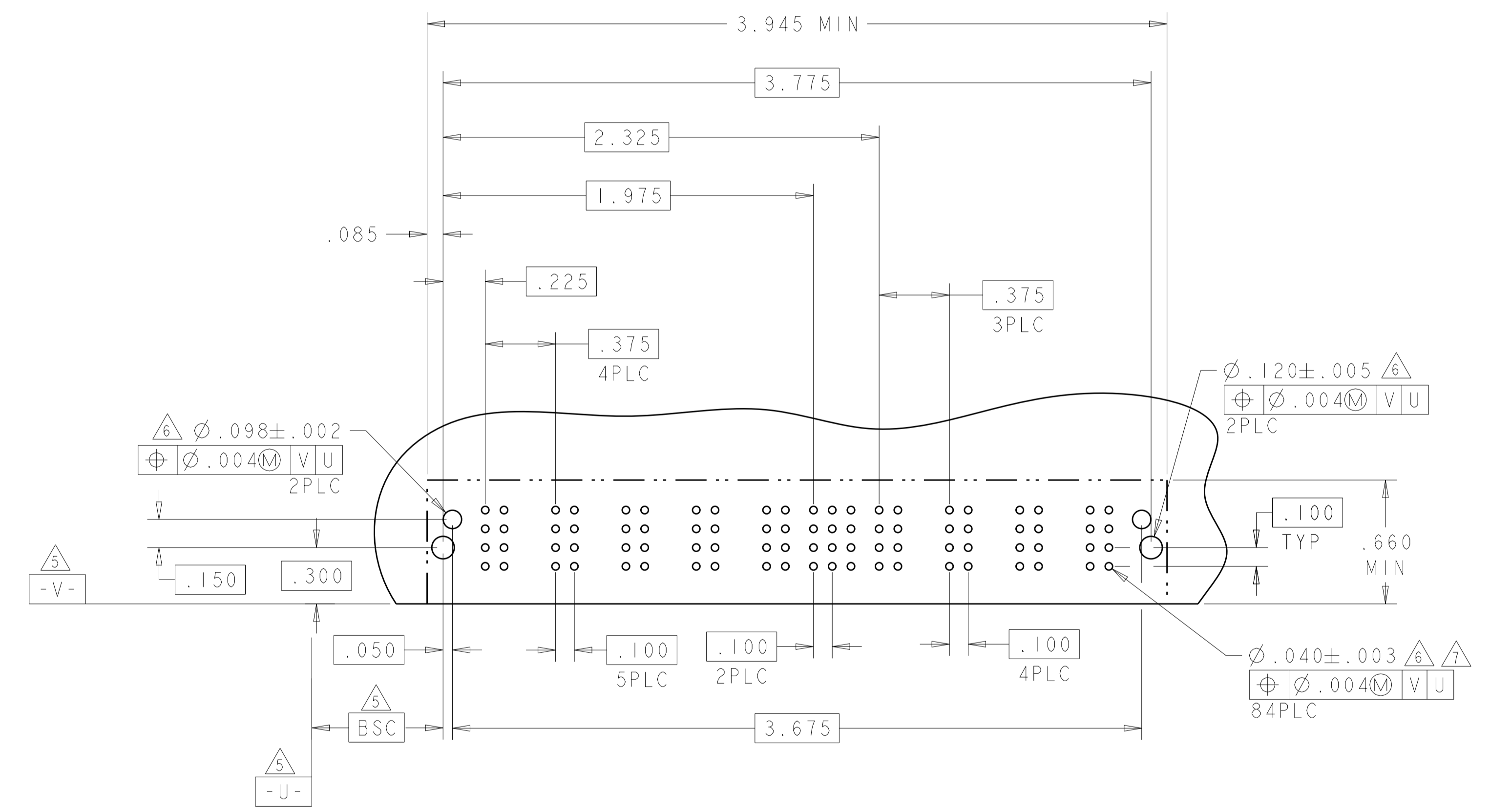
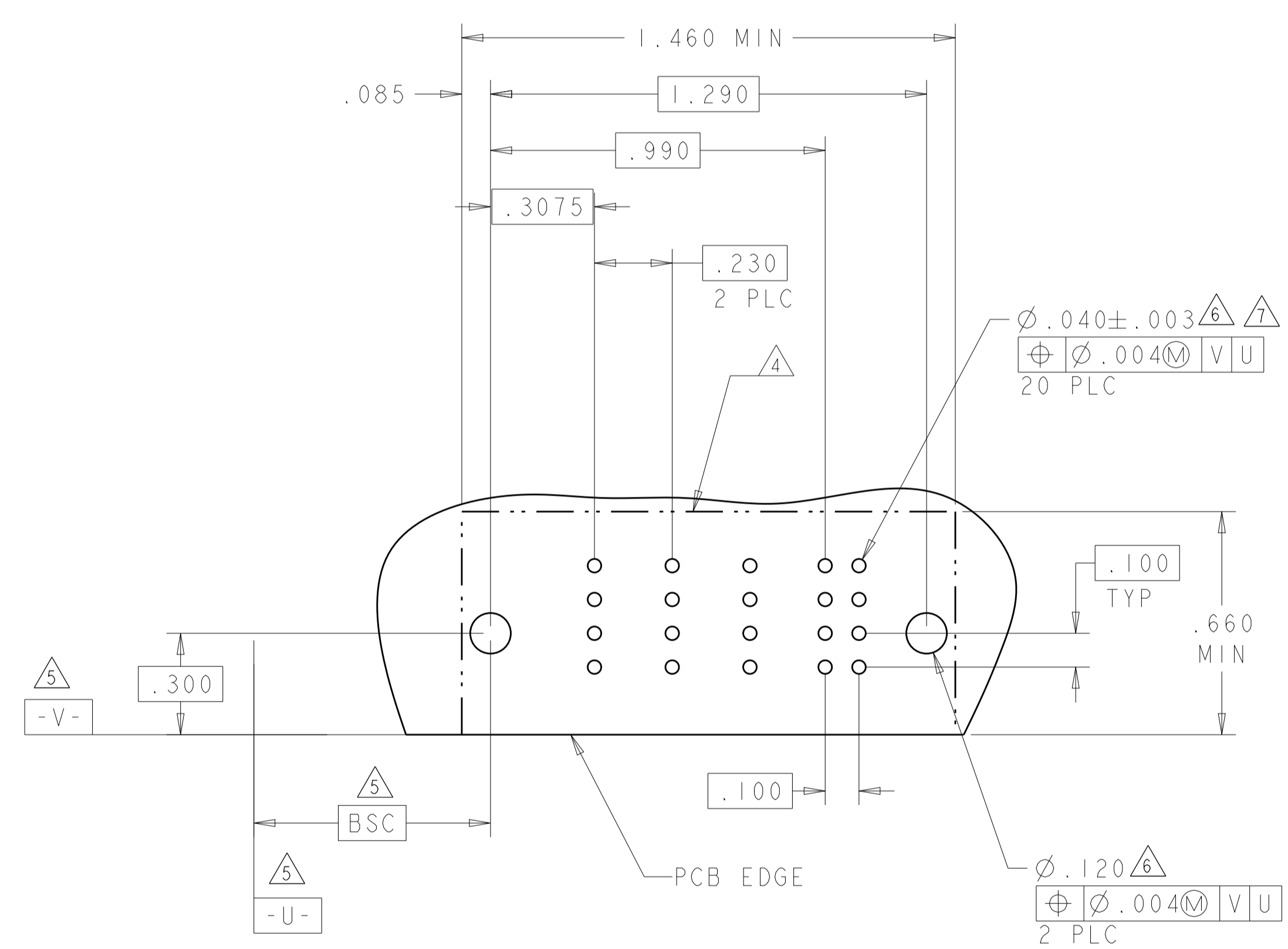
THIS DRAWING IS A CONTROLLED DOCUMENT.

DIMENSIONS: INCHES	TOLERANCES UNLESS OTHERWISE SPECIFIED: 0 PLC ±. 2 PLC ±.01 3 PLC ±.005 4 PLC ±.0020 ANGLES ±.2° FINISH	DWN: S.ZHAO 10APR2007 CHK: S.ZHAO 10APR2007 APVD: S.ZHAO PRODUCT SPEC: 108-2292 APPLICATION SPEC: 114-13251 WEIGHT: - CUSTOMER DRAWING	<b>STE</b> TE Connectivity NAME: RIGHT ANGLE WITH SHORT GUIDES AND LP CONTACTS ASSEMBLY MULTI-BEAM XLE SIZE: A1 CAGE CODE: 00779 DRAWING NO: 6450830 SCALE: 4:1 SHEET 18 OF 42 REV: S2
-----------------------	--	--	---

LOC		DIST		REVISIONS			
ES	00	P	LTN	DESCRIPTION	DATE	DMN	APVD
-	-	-	-	SEE SHEET 1	-	-	-

PART NUMBER	ROWS	POWER						SIGNAL	
		LP1	LP2	LP3	LP4	LP5	LP6	1	2
3-6450830-7	D	LM	LM	LM	LM	LM	J	J	
	C						K	K	
	B						N	N	
	A						S	S	
6LP + 8S									

PART NUMBER	ROWS	POWER					SIGNAL			POWER			
		P1	P2	P3	P4	P5	1	2	3	P6	P7	P8	P9
3-6450830-8	D	TM	TM	TM	TM	TM	J	J	J	TM	TM	TM	TM
	C						K	K	K				
	B						N	N	N				
	A						S	S	H				
5ACP + 12S + 4ACP													



THIS DRAWING IS A CONTROLLED DOCUMENT.

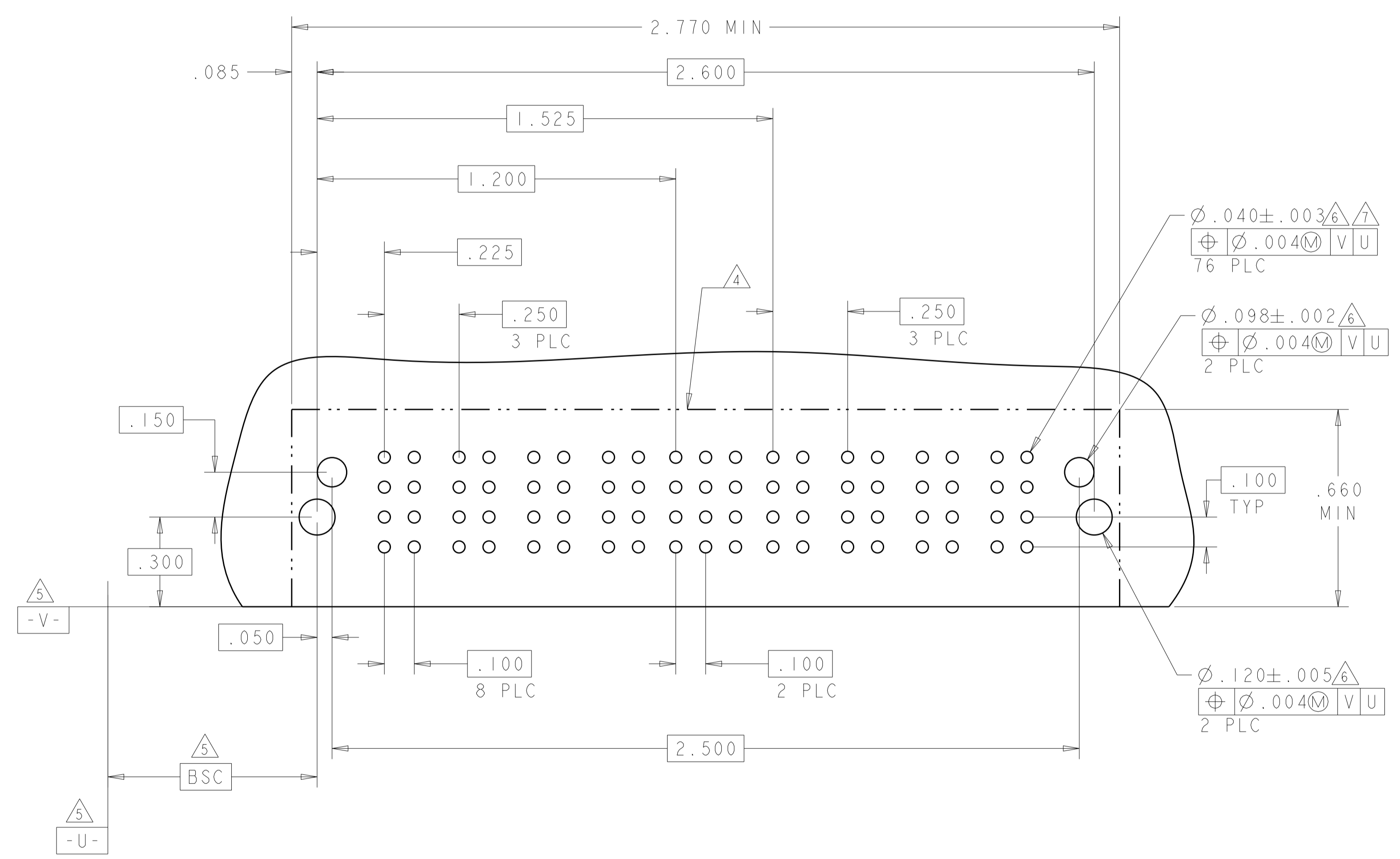
DIMENSIONS: INCHES	TOLERANCES UNLESS OTHERWISE SPECIFIED: 0 PLC ±. 1 PLC ±.01 2 PLC ±.01 3 PLC ±.005 4 PLC ±.0020 ANGLES ±.7°	DMN S.ZHAO 10APR2007 CHK S.ZHAO 10APR2007 APVD S.ZHAO NAME S.ZHAO	TE Connectivity <b>RIGHT ANGLE WITH SHORT GUIDES AND LP CONTACTS ASSEMBLY MULTI-BEAM XLE</b>
MATERIAL	FINISH	PRODUCT SPEC 108-2292 APPLICATION SPEC 114-13251 WEIGHT CUSTOMER DRAWING	

SCALE 4:1 SHEET 19 OF 42 REV S2

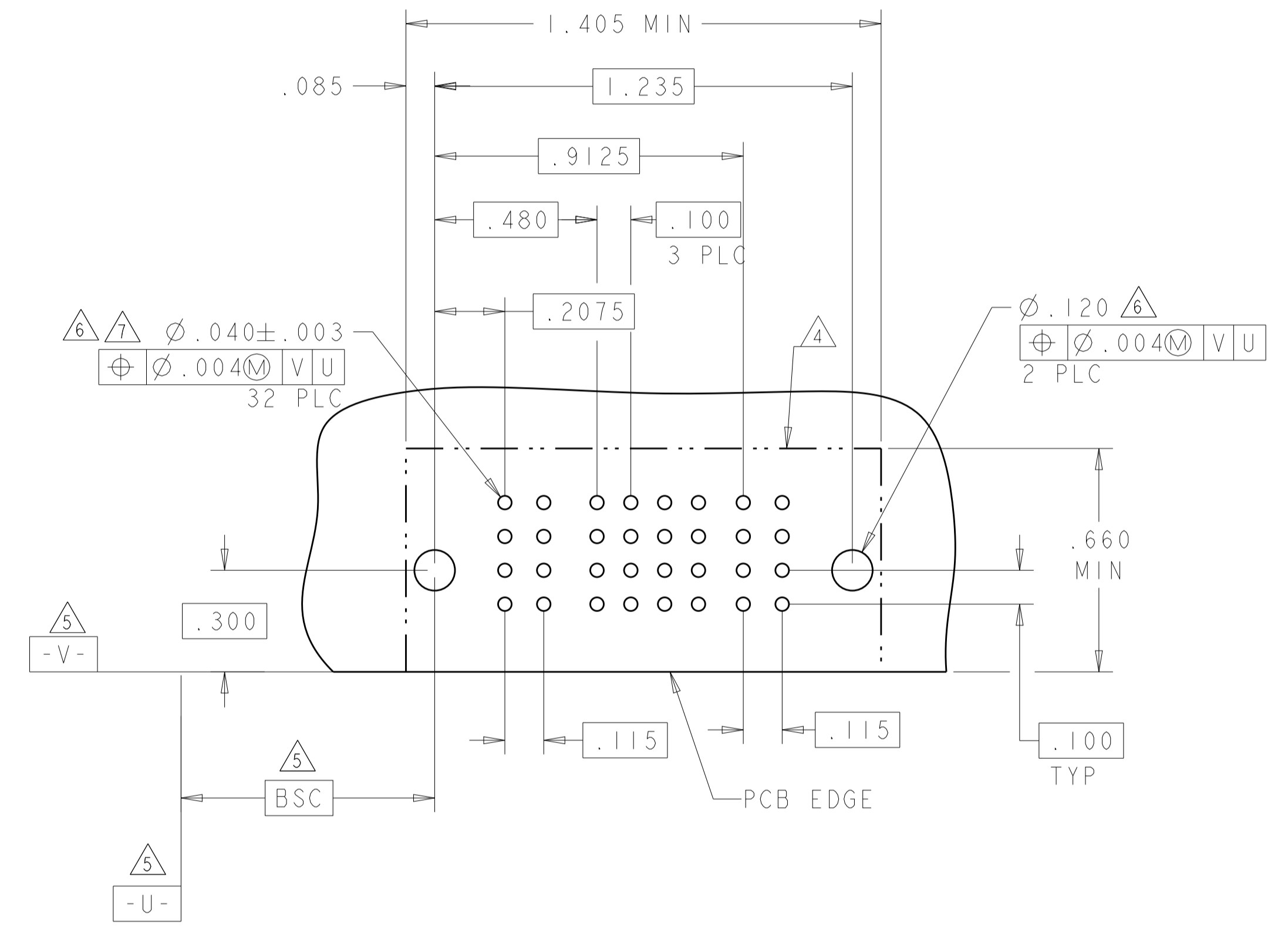
LOC	DIST	REVISIONS			
P	LTN	DESCRIPTION	DATE	OWN	APVD
ES	00	SEE SHEET 1			

PART NUMBER	ROWS	POWER				SIGNAL			POWER			
		P1	P2	P3	P4	1	2	3	P5	P6	P7	P8
4-6450830-2	D	TM	TM	TM	TM	J	J	J	TM	TM	TM	TM
	C					K	K	K				
	B					N	N	N				
	A					S	S	S				
4P + 12S + 4P		HD										HD

PART NUMBER	ROWS	LOW POWER		SIGNAL				LOW POWER	
		LP1	LP2	1	2	3	4	LP3	LP4
6-6450830-0	D	LM	LM	J	J	J	E	LM	LM
	C			K	K	K	K		
	B			N	N	N	N		
	A			S	S	S	S		
2LP + 16S + 2LP									



(N7)

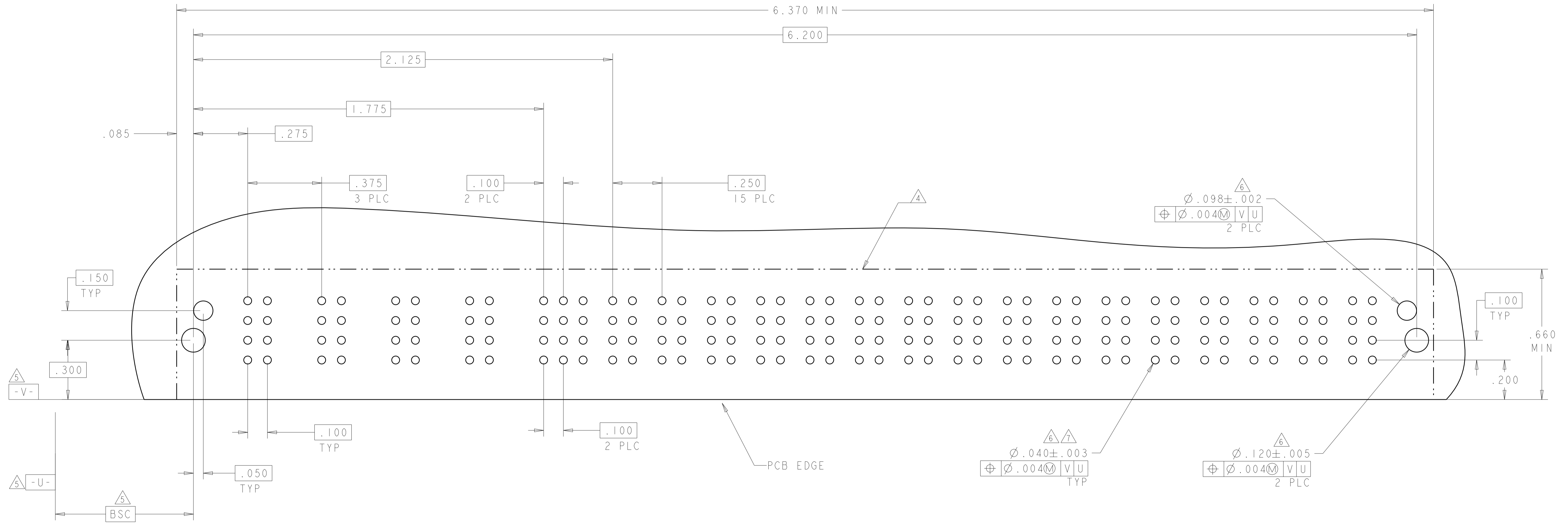


THIS DRAWING IS A CONTROLLED DOCUMENT.		OWN: S. ZHAO 10APR2007	 TE Connectivity
DIMENSIONS: INCHES		CHK: S. ZHAO 10APR2007	
TOLERANCES UNLESS OTHERWISE SPECIFIED:		APVD: S. ZHAO	NAME: RIGHT ANGLE WITH SHORT GUIDES AND LP CONTACTS ASSEMBLY MULTI-BEAM XLE
0 PLC ±.01		PRODUCT SPEC: 108-2292	SIZE: A1
1 PLC ±.01		APPLICATION SPEC: 114-13251	CAGE CODE: 6450830
2 PLC ±.005		WEIGHT: -	RESTRICTED TO: -
3 PLC ±.002		CUSTOMER DRAWING	SCALE: 4:1
4 PLC ±.002			SHEET: 20 OF 42
ANGLES: ±.2°			REV: S2

LOC	DIST	REV	DATE	BY	APPV
ES	00				
		REVISIONS			
		DESCRIPTION			
		DATE			
		DWN			
		APV			
		SEE SHEET 1			

PART NUMBER	ROWS	POWER				SIGNAL			POWER															
		P1	P2	P3	P4	1	2	3	P5	P6	P7	P8	P9	P10	P11	P12	P13	P14	P15	P16	P17	P18	P19	P20
4-6450830-3	D		TM	TM	TM	J	J	J	TM	TM	TM	TM	TM	TM	TM	TM	TM	TM	TM	TM	TM	TM	TM	TM
	C					K	K	K																
	B					N	N	N																
	A					S	S	S																
4P + 12S + 16P		HD		HD																				

L1



THIS DRAWING IS A CONTROLLED DOCUMENT.		DWN	S. ZHAO	10APR2007	 TE Connectivity
DIMENSIONS: INCHES		CHK	S. ZHAO	10APR2007	
TOLERANCES UNLESS OTHERWISE SPECIFIED:		APV	S. ZHAO		NAME
0 PLC	±	PRODUCT SPEC		RIGHT ANGLE WITH SHORT GUIDES AND LP CONTACTS ASSEMBLY MULTI-BEAM XLE	
1 PLC	±.01	APPLICATION SPEC		108-2292	
2 PLC	±.05	CAGE CODE DRAWING NO		A100779	
3 PLC	±.0020	DRAWING NO		C=6450830	
4 PLC	±.0020	RESTRICTED TO			
ANGLES	±.0020	SCALE		4:1	
FINISH	±.0020	SHEET		21 OF 42	
MATERIAL		CUSTOMER DRAWING		REV S2	

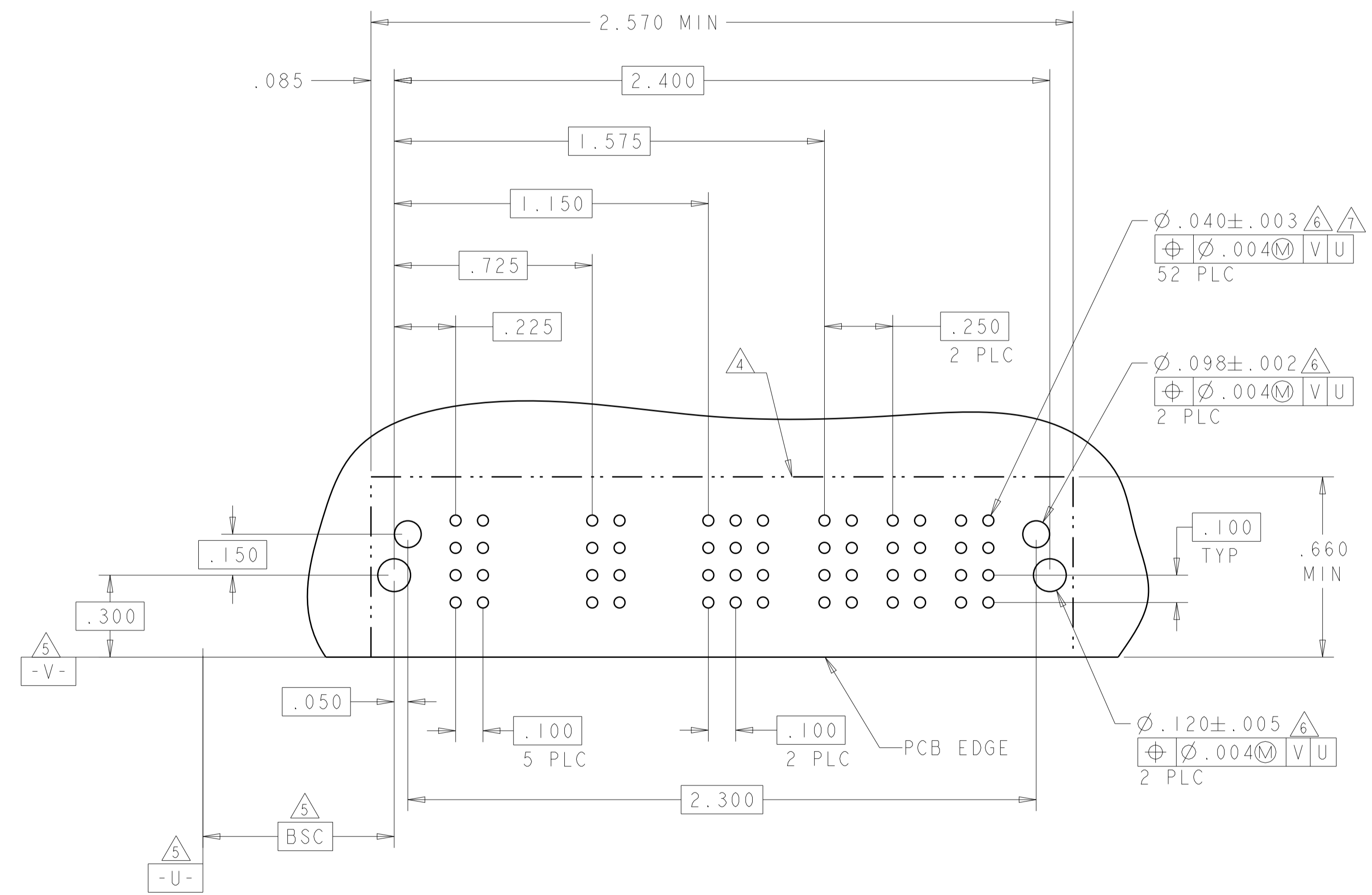
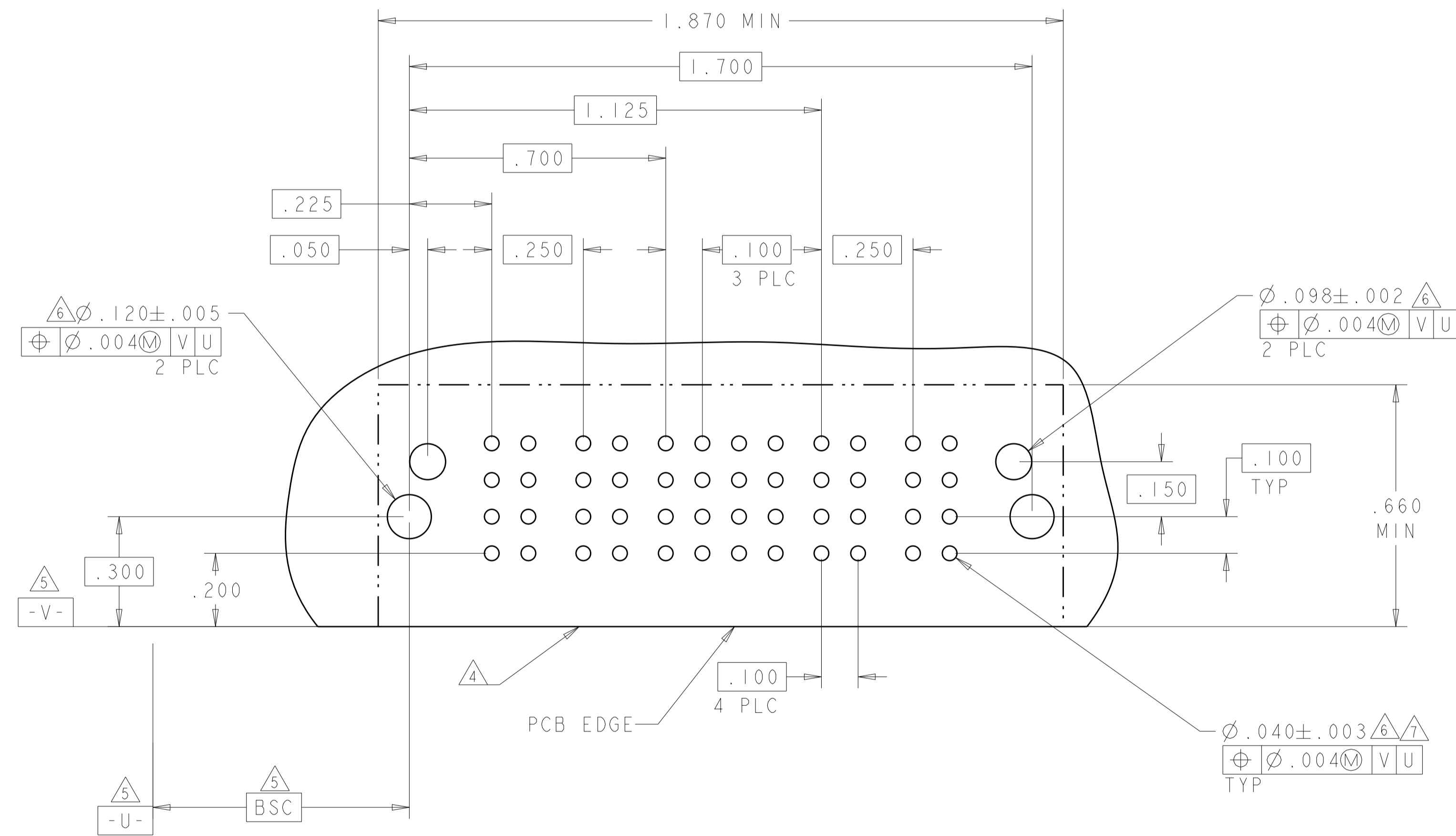
LOC		DIST		REVISIONS			
P	LTN	DATE	DNM	APVD			
ES	00	-	-	-	SEE SHEET 1		

PART NUMBER	ROWS	POWER		SIGNAL				POWER	
		P1	P2	1	2	3	4	P3	P4
4-6450830-4	D	TM	TM	J	J	J	J	TM	TM
	C			FK	FK	FK	FK		
	B			G	G	G	G		
	A			S	S	S	S		

2P + 16S + 2P

PART NUMBER	ROWS	POWER			SIGNAL						POWER		
		P1	P2	P3	1	2	3	4	5	6	P4	P5	P6
4-6450830-5	D	TM	TM	TM	J	J	J	TM	TM	TM	TM	TM	TM
	C				K	K	K						
	B				G	G	G						
	A				S	S	S						

3P + 24S + 3P



THIS DRAWING IS A CONTROLLED DOCUMENT. DWN: S. ZHAO 10APR2007  
 CHK: S. ZHAO 10APR2007  
 APVD: S. ZHAO

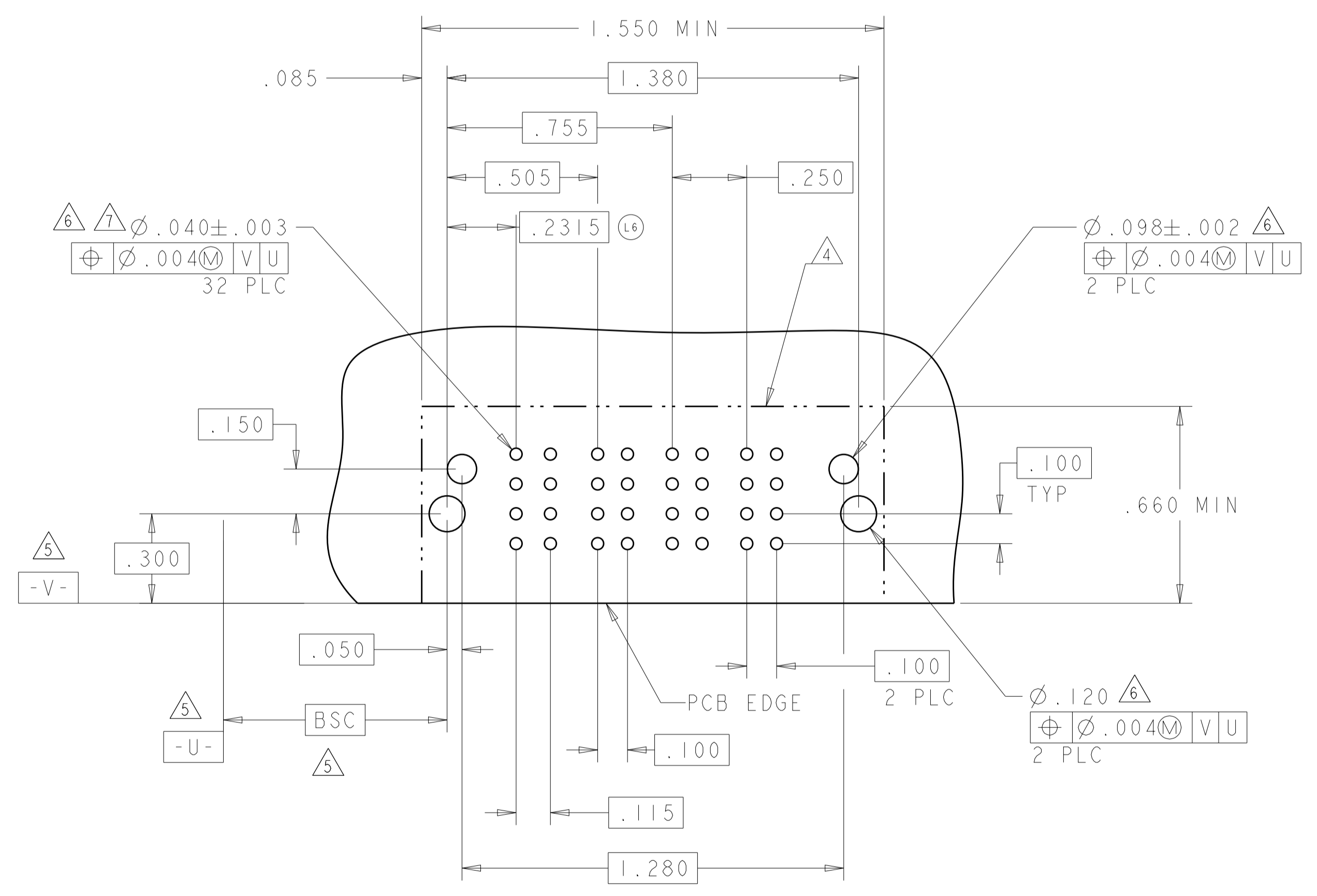
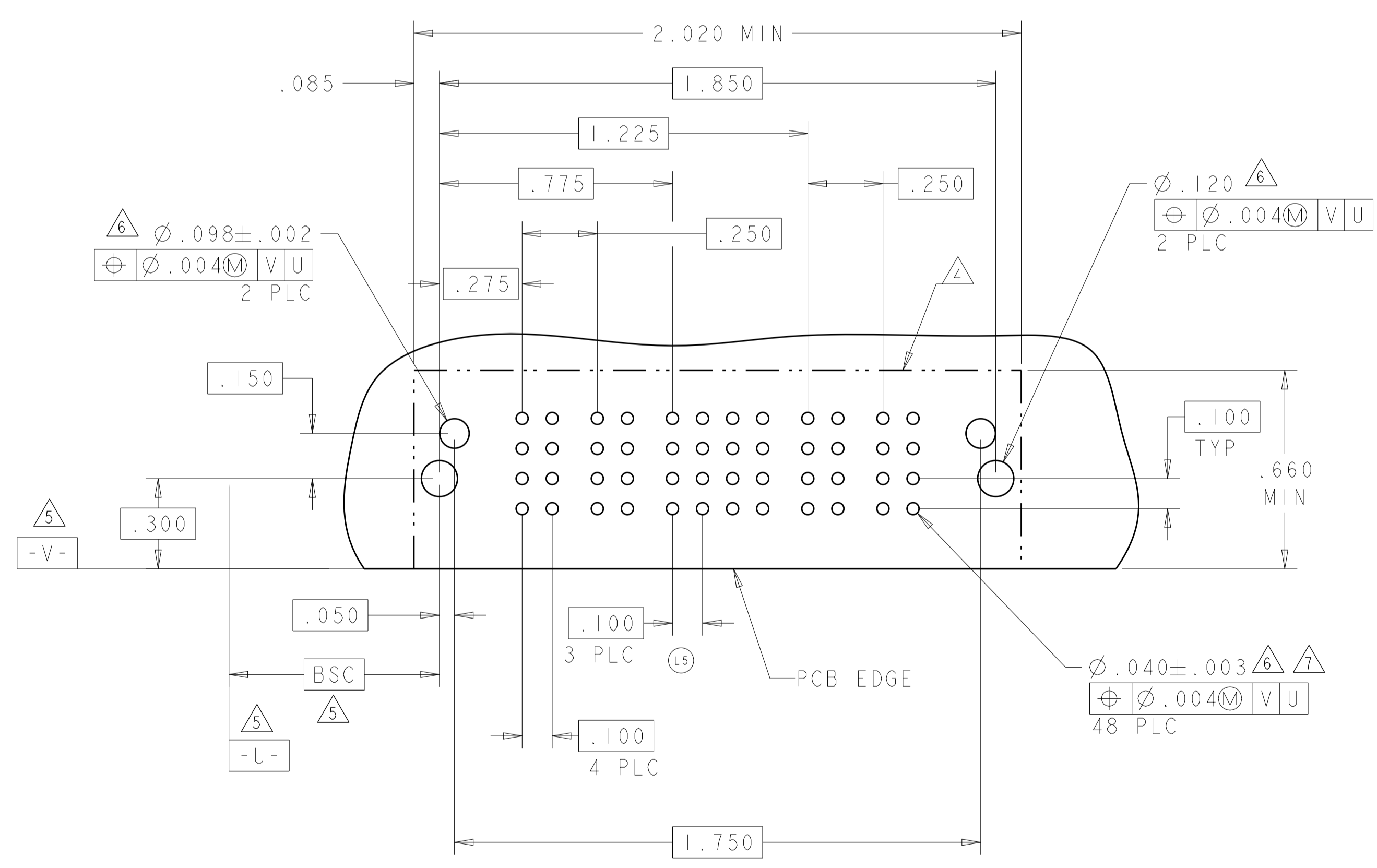
DIMENSIONS: INCHES	TOLERANCES UNLESS OTHERWISE SPECIFIED:	NAME	RIGHT ANGLE WITH SHORT GUIDES AND LP CONTACTS ASSEMBLY MULTI-BEAM XLE
0 PLC ± .01	1 PLC ± .01	PRODUCT SPEC	108-2292
2 PLC ± .01	3 PLC ± .005	APPLICATION SPEC	114-13251
4 PLC ± .0020	ANGLES ± .2°	WEIGHT	-
MATERIAL	FINISH	SIZE	CAGE CODE DRAWING NO. RESTRICTED TO
-	-	A100779	6450830

CUSTOMER DRAWING SCALE 4:1 SHEET 22 OF 42 REV S2

LOC	DIST	REVISIONS			
P	LTN	DESCRIPTION	DATE	DMN	APVD
ES	00	SEE SHEET 1	-	-	-

PART NUMBER	ROWS	POWER		SIGNAL				POWER			
		P1	P2	1	2	3	4	P3	P4		
4-6450830-6	D C B A	HD	TM	TM	J	J	J	J	TM	TM	HD
					FK	FK	FK	FK			
					G	G	G	G			
2P + 16S + 2P				S	S	S	S				

PART NUMBER	ROWS	POWER		SIGNAL		POWER				
		P1	P2	1	2	P3	P4			
4-6450830-7	D C B A	HD	LM	LM	F	J	E	TM	TM	HD
					K	F				
					N	N				
2LP + 8S + 2P				S	F	S				

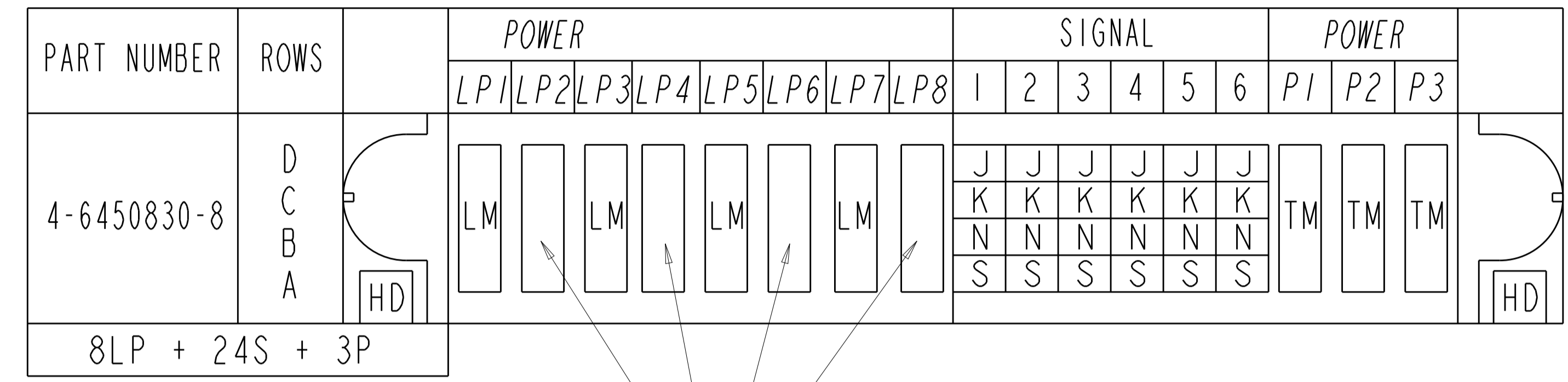


THIS DRAWING IS A CONTROLLED DOCUMENT.

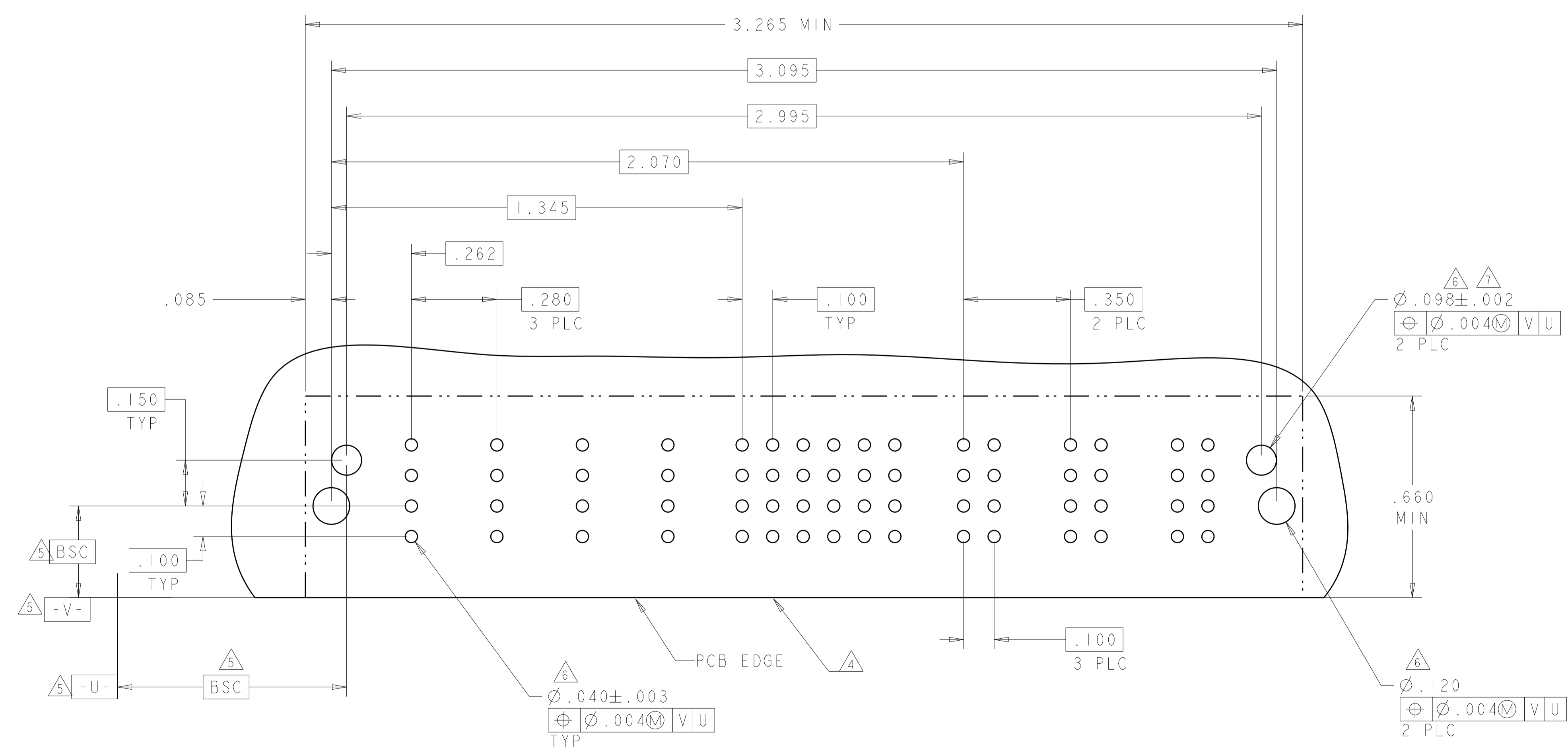
DMN: S. ZHAO	10APR2007	<b>STE</b> TE Connectivity
CHK: S. ZHAO	10APR2007	
DIMENSIONS: INCHES		NAME: RIGHT ANGLE WITH SHORT GUIDES AND LP CONTACTS ASSEMBLY MULTI-BEAM XLE
TOLERANCES UNLESS OTHERWISE SPECIFIED:		
0 PLC	± .01	PRODUCT SPEC: 108-2292
1 PLC	± .01	APPLICATION SPEC: 114-13251
2 PLC	± .01	SIZE: A1
3 PLC	± .005	CAGE CODE: 6450830
4 PLC	± .0020	DRAWING NO: 23
ANGLES	± .0020	SHEET 23 OF 42
FINISH	± .0020	REV: S2

MATERIAL: -  
WEIGHT: -  
CUSTOMER DRAWING  
SCALE: 4:1

LOC	DIST	REVISIONS					
		P	LTN	DESCRIPTION	DATE	DWN	APVD
ES	00	-	-	SEE SHEET 1	-	-	-



NO CONTACT LOADED



THIS DRAWING IS A CONTROLLED DOCUMENT.		DWN: S.ZHAO 10APR2007	 TE Connectivity
DIMENSIONS: INCHES		CHK: S.ZHAO 10APR2007	
TOLERANCES UNLESS OTHERWISE SPECIFIED:		APVD: S.ZHAO	NAME: RIGHT ANGLE WITH SHORT GUIDES AND LP CONTACTS ASSEMBLY MULTI-BEAM XLE
0 PLC ±. 1 PLC ±.01 2 PLC ±.01 3 PLC ±.005 4 PLC ±.0020 ANGLES ±.2°		PRODUCT SPEC: 108-2292	SIZE: A1
MATERIAL: -		APPLICATION SPEC: 114-13251	CAGE CODE: C=6450830
FINISH: -		WEIGHT: -	RESTRICTED TO: -
CUSTOMER DRAWING		SCALE: 4:1	SHEET 24 OF 42 REV S2



LOC	DIST	REVISIONS			
P	LTN	DESCRIPTION	DATE	DMN	APVD
-	-	SEE SHEET 1	-	-	-

(L8)

PART NUMBER	ROWS	POWER			SIGNAL						POWER		
		P1	P2	P3	1	2	3	4	5	6	P4	P5	P6
4-6450830-9	D						J	J					
	C						K	K			TM	TM	TM
	B						G	G					
	A	HD					S	S					HD

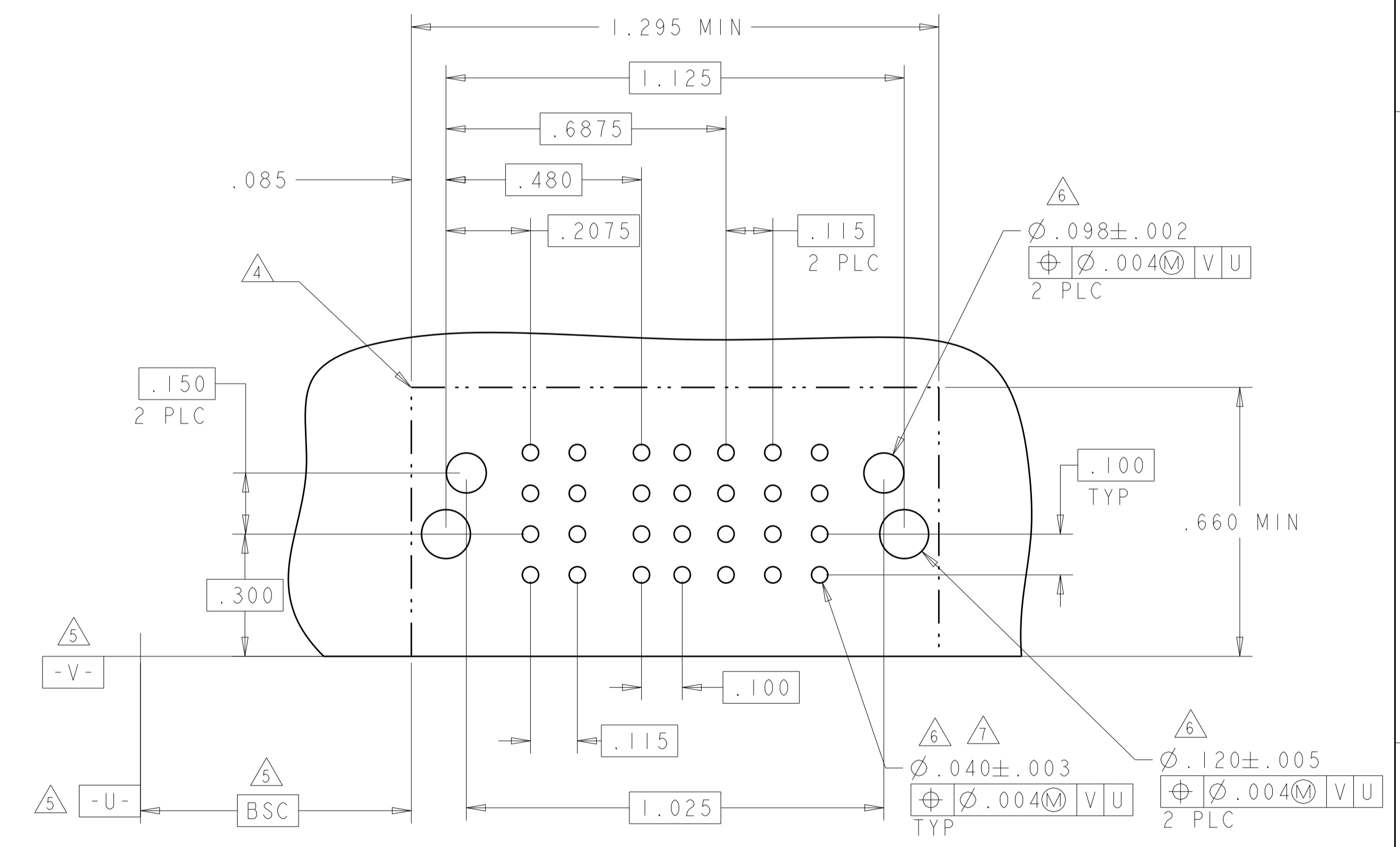
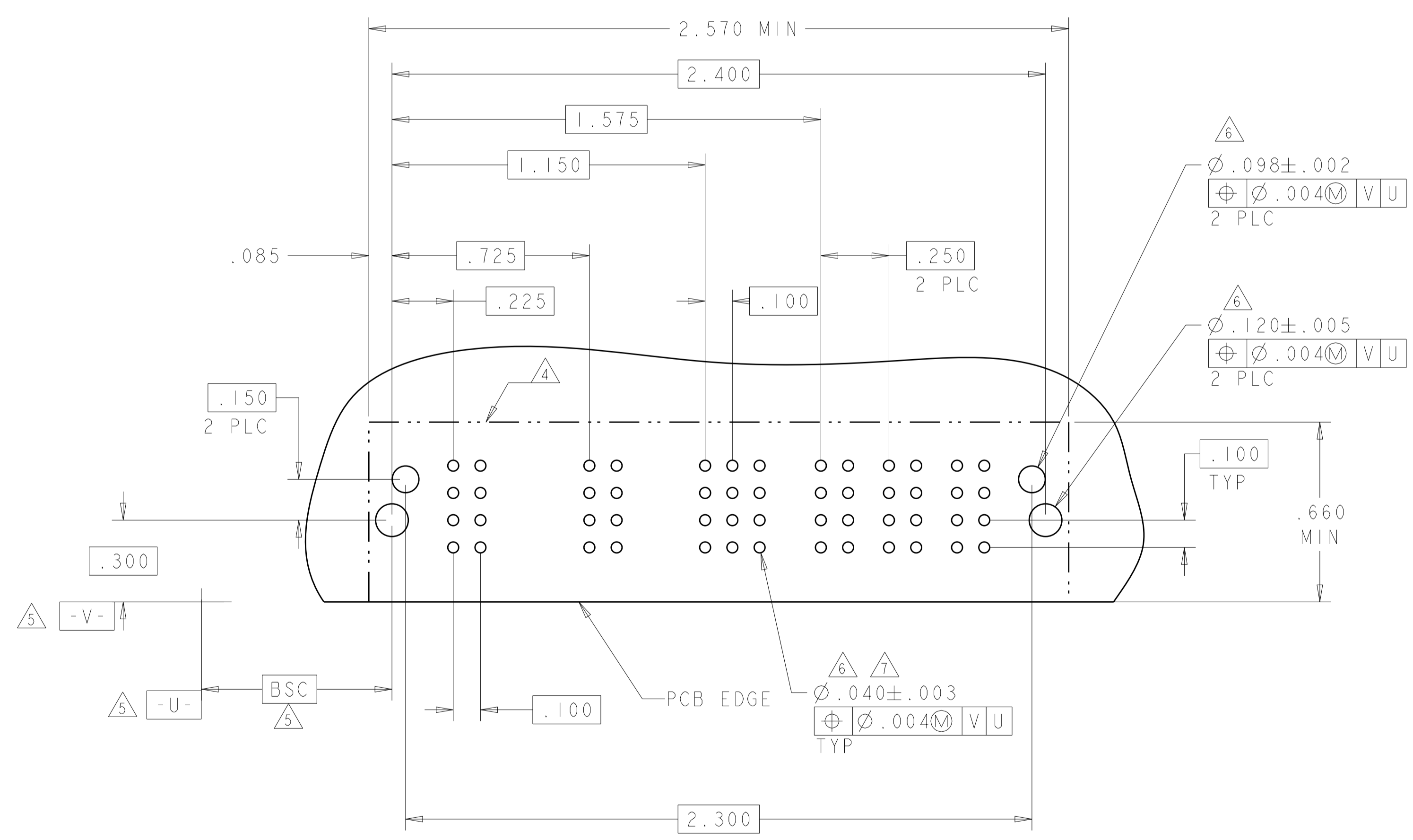
3P + 24S + 3P

NO CONTACT LOADED

(M)

PART NUMBER	ROWS	POWER			SIGNAL		POWER		
		P1	P2	P3	1	2	P4	P5	P6
5-6450830-0	D				J	J			
	C				K	K	LMF	LMF	LMF
	B				N	N			
	A	HD			S	S			HD

2LP + 8S + 3LP



THIS DRAWING IS A CONTROLLED DOCUMENT.

DIMENSIONS: INCHES	TOLERANCES UNLESS OTHERWISE SPECIFIED: 0 PLC ±. 1 PLC ±.01 2 PLC ±.01 3 PLC ±.005 4 PLC ±.002 ANGLES ±.020	DMN S.ZHAO 10APR2007 CHK S.ZHAO 10APR2007 APVD S.ZHAO NAME S.ZHAO	 TE Connectivity
MATERIAL	FINISH	PRODUCT SPEC 108-2292 APPLICATION SPEC 114-13251 WEIGHT CUSTOMER DRAWING	

RIGHT ANGLE WITH SHORT GUIDES AND LP CONTACTS ASSEMBLY MULTI-BEAM XLE

SIZE CAGE CODE DRAWING NO. RESTRICTED TO  
A100779C=6450830

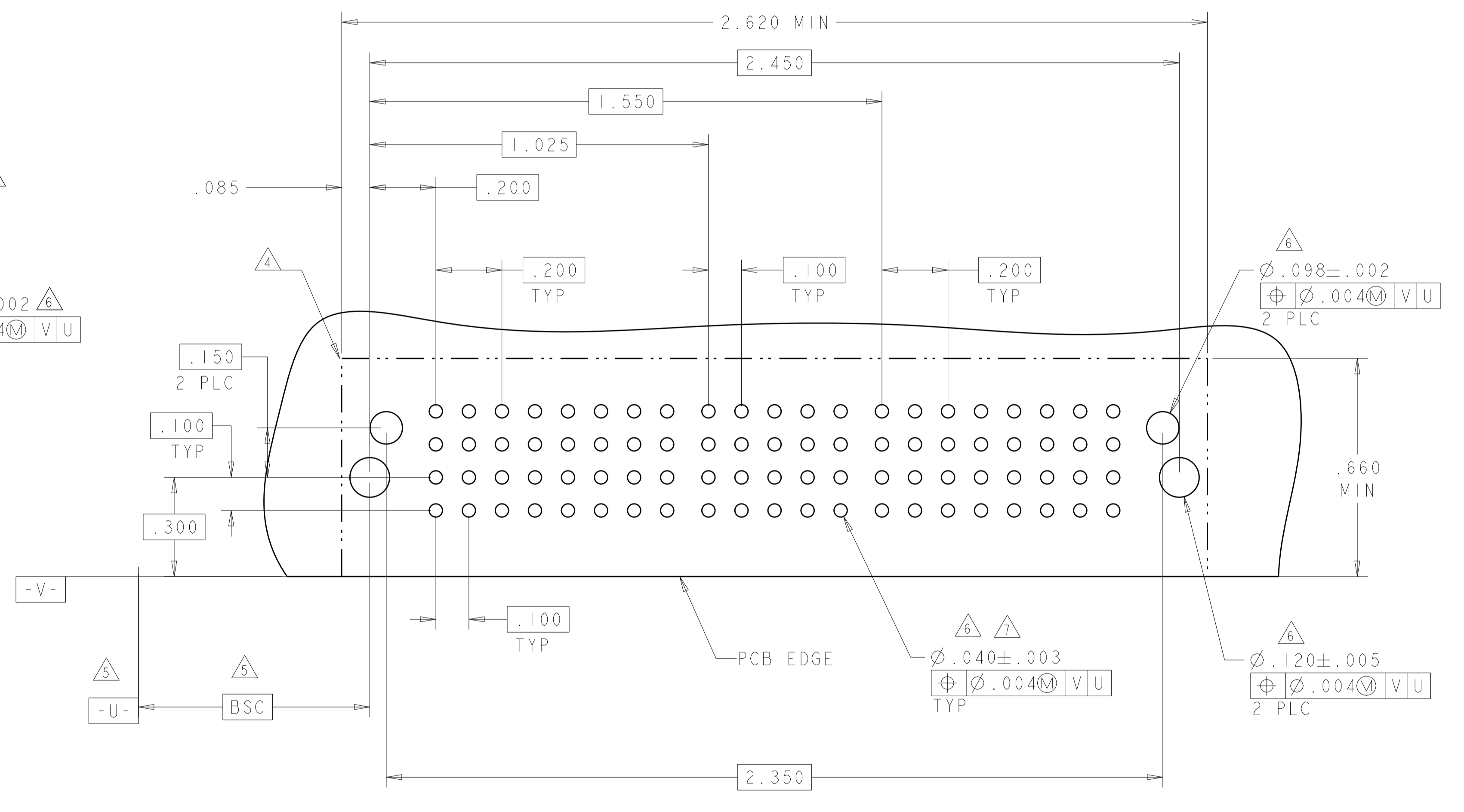
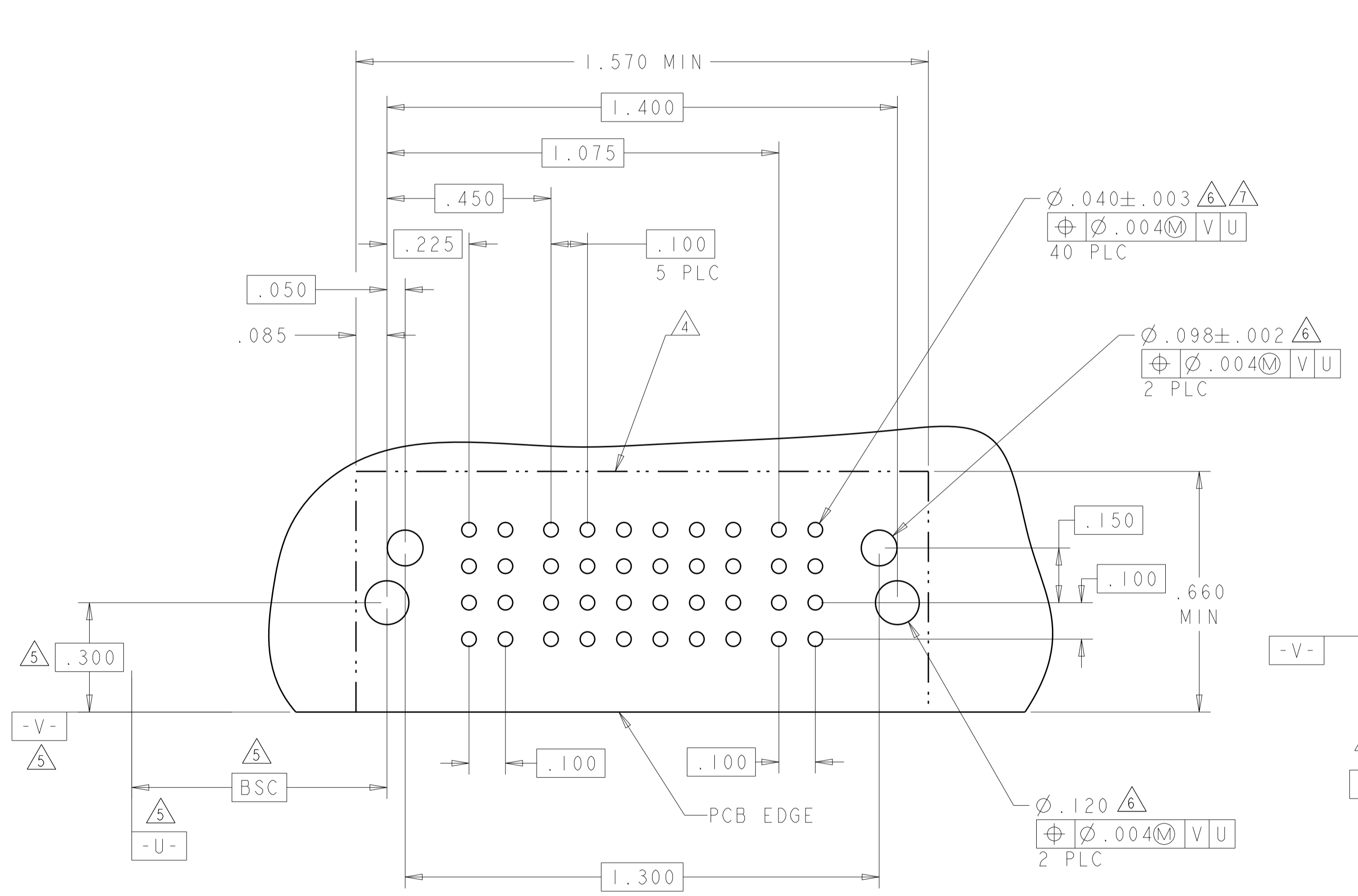
SCALE 4:1 SHEET 25 OF 42 REV S2

LOC	DIST	REVISIONS			
P	LTN	DESCRIPTION	DATE	DMN	APVD
-	-	SEE SHEET 1	-	-	-

PART NUMBER	ROWS	POWER		SIGNAL						POWER	
		P1		1	2	3	4	5	6	P2	
5-6450830-1	D	TM	HD	J	J	J	J	J	J	TM	HD
	C			K	K	K	K	K			
	B			N	N	N	N	N			
	A			H	S	S	S	S			
IP + 24S + IP											

PART NUMBER	ROWS	POWER				SIGNAL					POWER			
		P1	P2	P3	P4	1	2	3	4	5	P5	P6	P7	P8
5-6450830-2	D	TM	TM	TM	TM	J	J	J	J	J	TM	TM	TM	TM
	C					K	K	K	K	K				
	B					N	N	N	N	N				
	A					H	S	S	S	S				
4P + 20S + 4P														

M4



THIS DRAWING IS A CONTROLLED DOCUMENT.

DIMENSIONS: INCHES	TOLERANCES UNLESS OTHERWISE SPECIFIED:	DMN S. ZHAO 10APR2007	CHK S. ZHAO 10APR2007	APVD S. ZHAO	NAME
0 PLC ±	1 PLC ±.01	PRODUCT SPEC	108-2292	APPLICATION SPEC	RIGHT ANGLE WITH SHORT GUIDES AND LP CONTACTS ASSEMBLY MULTI-BEAM XLE
2 PLC ±.005	3 PLC ±.0020	SIZE	114-13251	WEIGHT	A100779C=6450830
4 PLC ±.0020	ANGLES ±.7°	CUSTOMER DRAWING	SCALE 4:1	SHEET 26 OF 42	REV S2

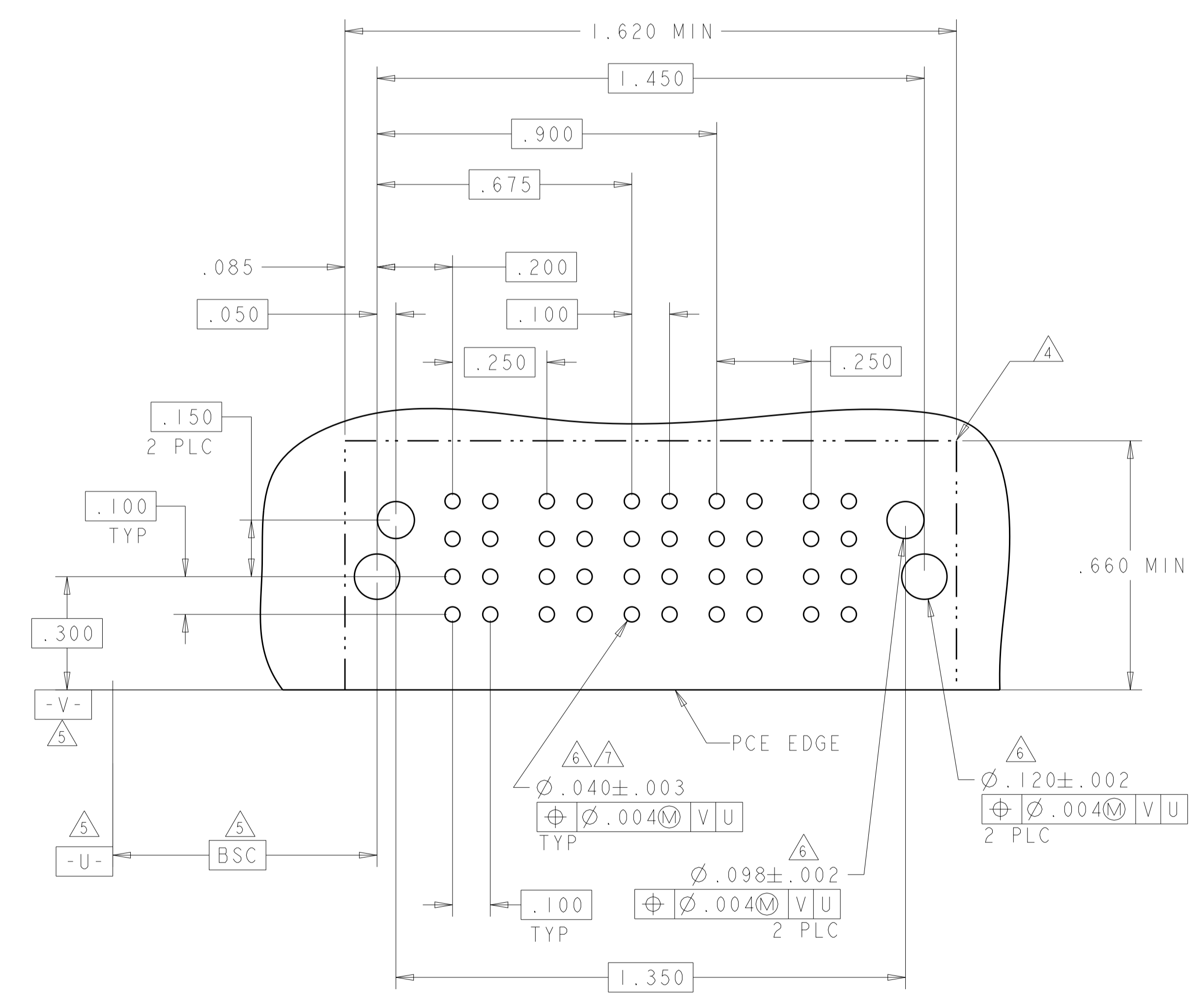
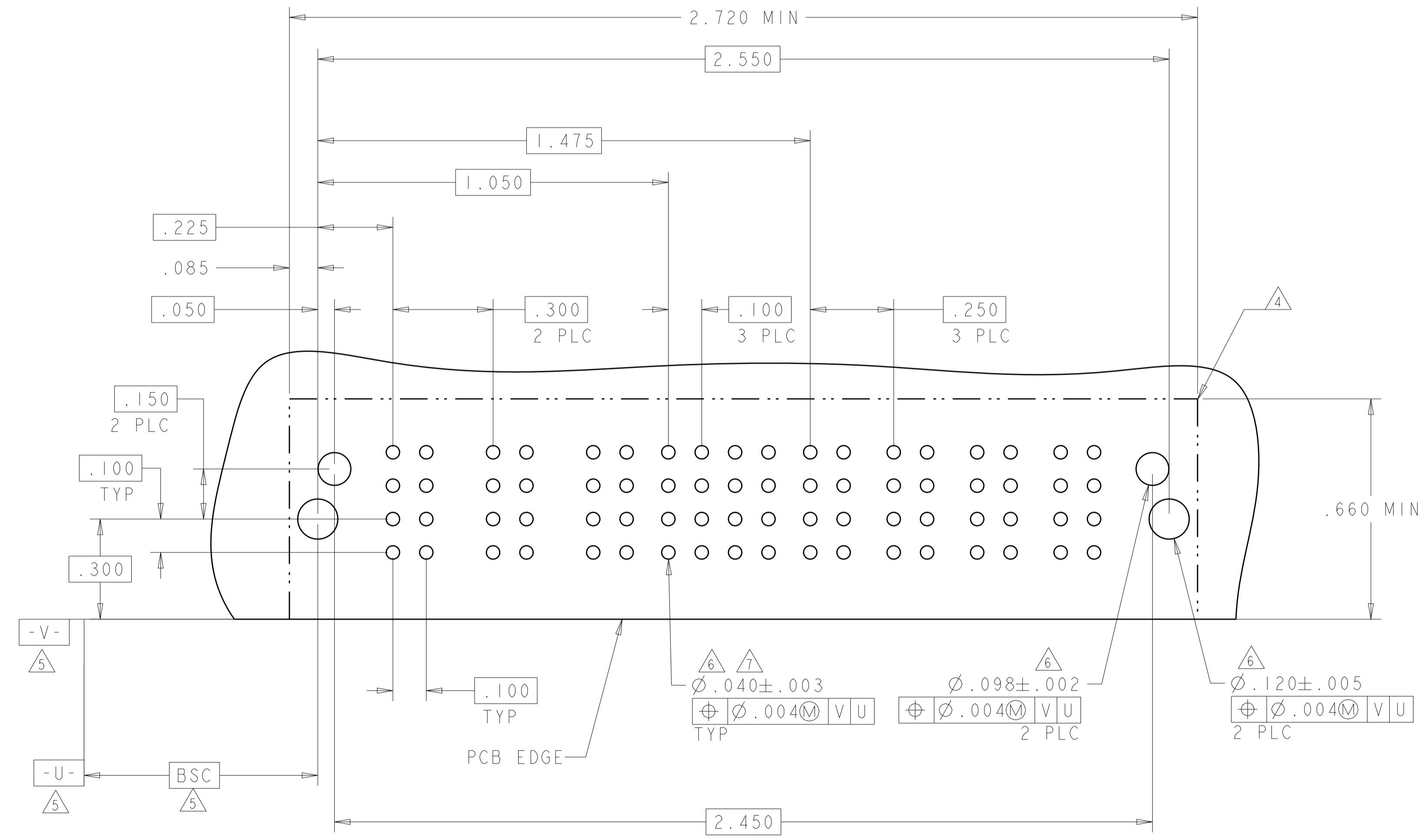
4805 (3/11)

LOC	DIST	REVISIONS			
P	LTN	DESCRIPTION	DATE	DMN	APVD
-	-	SEE SHEET 1	-	-	-

M5

PART NUMBER	ROWS	POWER			SIGNAL				POWER			
		P1	P2	P3	1	2	3	4	P4	P5	P6	P7
5-6450830-3	D	TM	TM	TM	J	J	J	J	TM	TM	TM	TM
	C				K	K	K	K				
	B				N	G	N	N				
	A				S	S	S	S				
3ACP + 16S + 4P												

PART NUMBER	ROWS	POWER		SIGNAL		POWER	
		P1	P2	1	2	P4	P5
5-6450830-4	D	TM	TM	J	J	TM	TM
	C			K	K		
	B			N	N		
	A			S	S		
2P + 8S + 2P							



THIS DRAWING IS A CONTROLLED DOCUMENT.

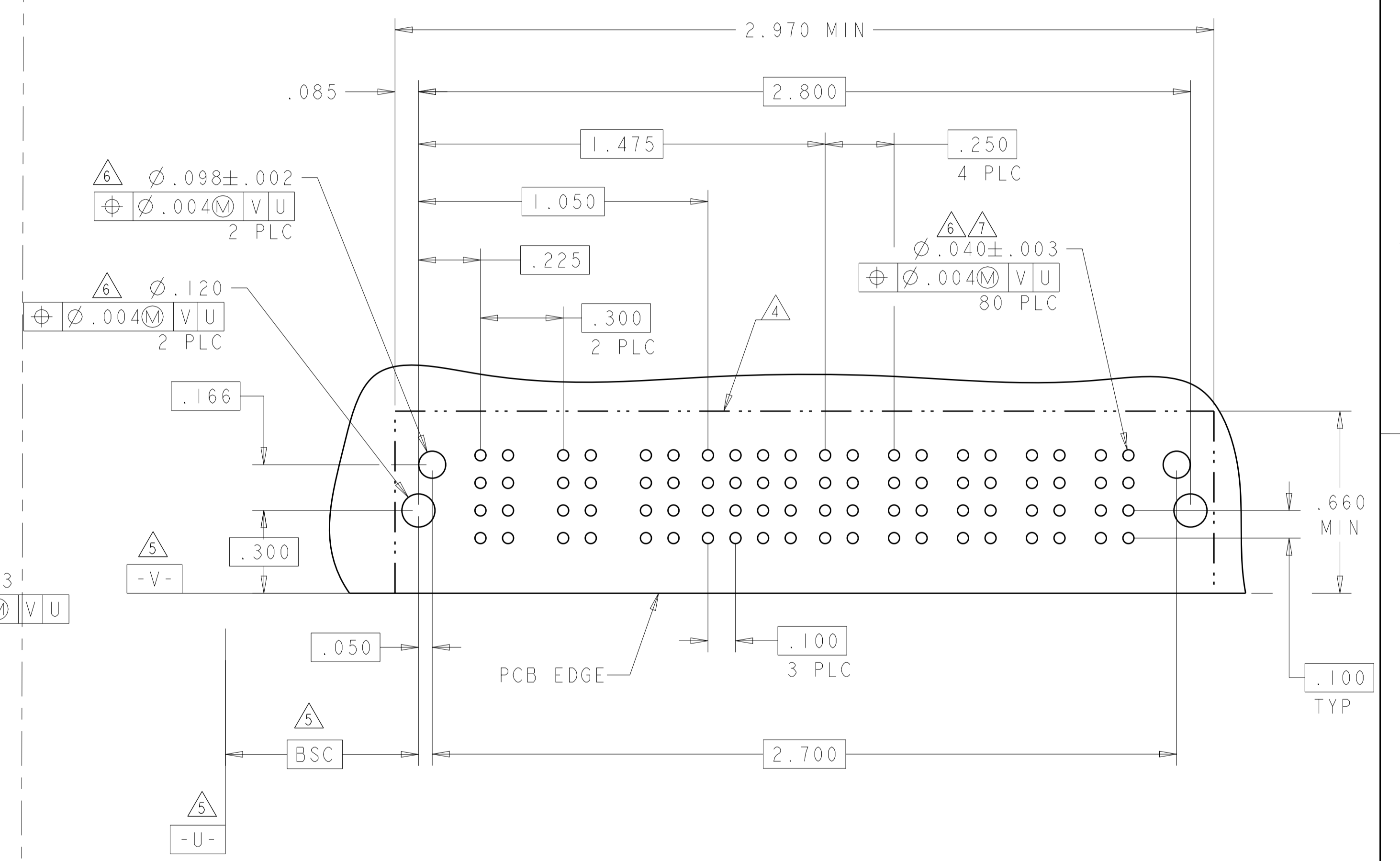
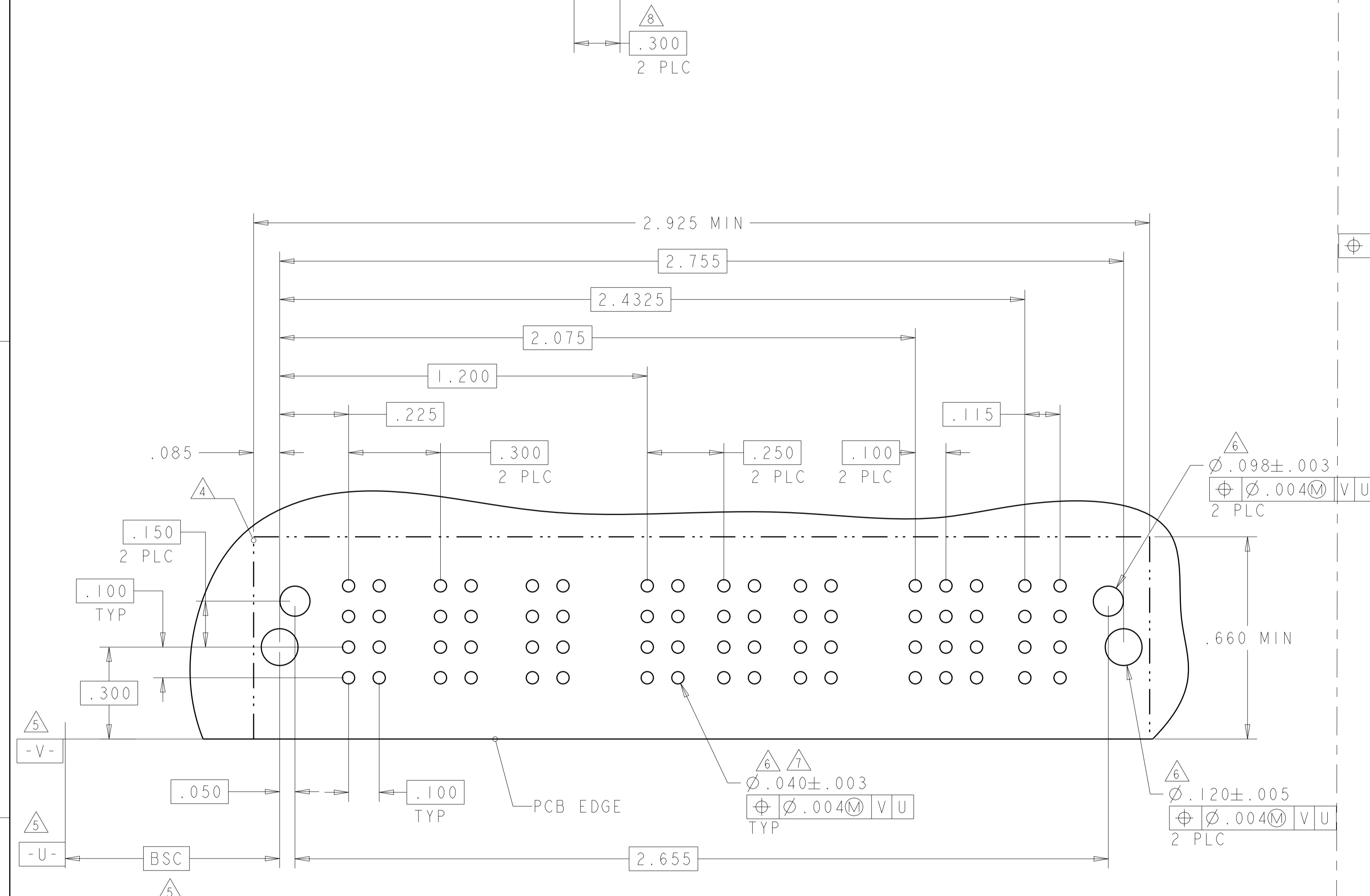
DIMENSIONS: INCHES	TOLERANCES UNLESS OTHERWISE SPECIFIED: 0 PLC ±. 1 PLC ±.01 2 PLC ±.005 3 PLC ±.005 4 PLC ±.0020 ANGLES ±.0020	DMN S.ZHAO 10APR2007 CHK S.ZHAO 10APR2007 APVD S.ZHAO	NAME RIGHT ANGLE WITH SHORT GUIDES AND LP CONTACTS ASSEMBLY MULTI-BEAM XLE
MATERIAL	FINISH	PRODUCT SPEC 108-2292 APPLICATION SPEC 114-13251 WEIGHT	SIZE CAGE CODE DRAWING NO. RESTRICTED TO A100779C=6450830
CUSTOMER DRAWING		SCALE 4:1	SHEET 27 OF 42 REV S2

4805 (3/11)

LOC	DIST	REVISIONS			
ES	00	REV	DATE	BY	APPV
		1	SEE SHEET 1		

PART NUMBER	ROWS	POWER						SIGNAL			POWER	
		P1	P2	P3	P4	P5	P6	1	2	3	P7	P8
5-6450830-5	D	TM	TM	TM	TM	TM	TM	J	J	J	LML	LML
	C							K	K	K		
	B							N	N	N		
	A							S	S	H		

PART NUMBER	ROWS	POWER			SIGNAL				POWER							
		P1	P2	P3	1	2	3	4	P4	P5	P6	P7	P8			
5-6450830-6	D	TM	TM	TM	J	J	J	J	TM	TM	TM	TM	TM			
	C				K	K	K	K								
	B				N	N	N	N								
	A				S	S	S	S								

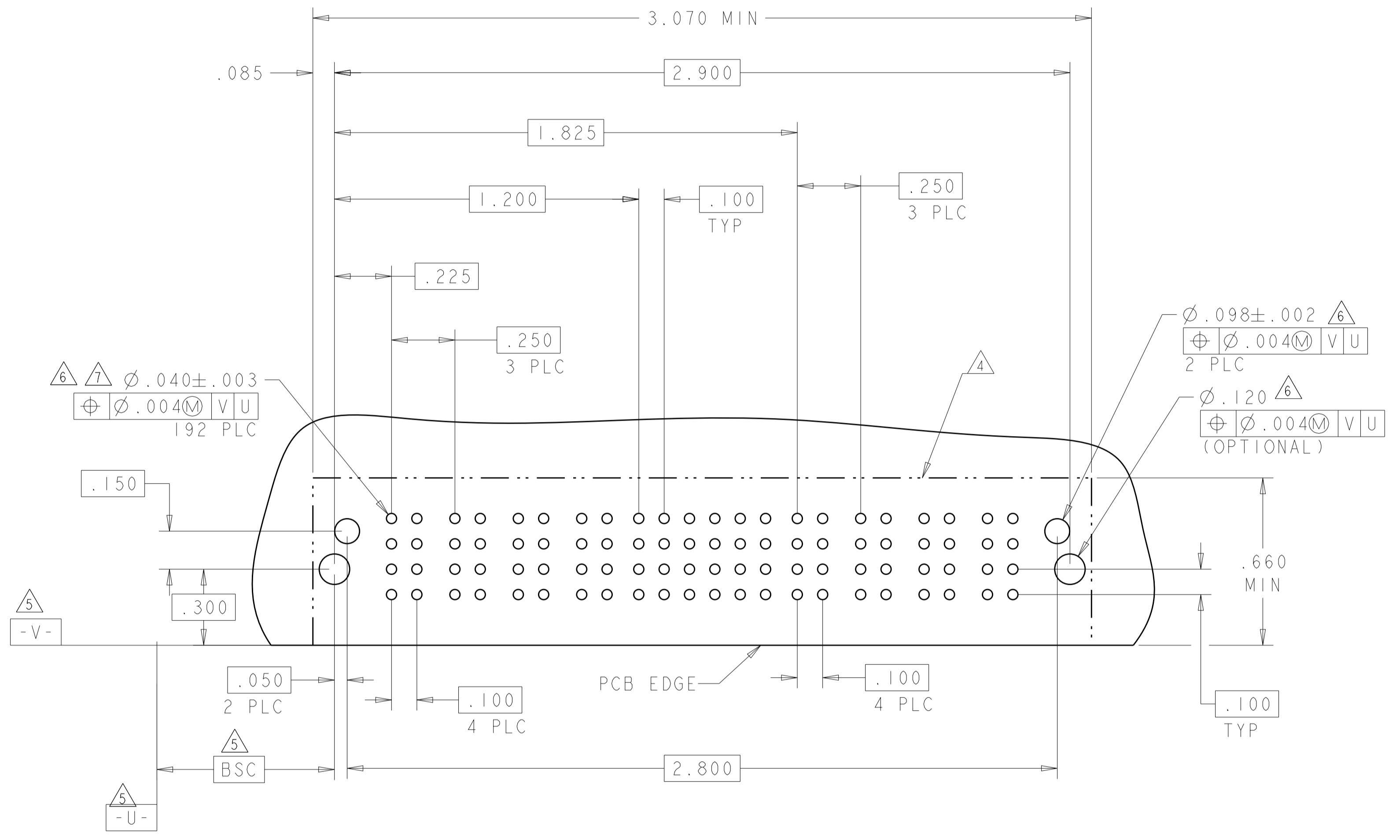


THIS DRAWING IS A CONTROLLED DOCUMENT.		OWN: S. ZHAO 10APR2007	 TE Connectivity
DIMENSIONS: INCHES		CHK: S. ZHAO 10APR2007	
TOLERANCES UNLESS OTHERWISE SPECIFIED:		APVD: S. ZHAO	NAME: RIGHT ANGLE WITH SHORT GUIDES AND LP CONTACTS ASSEMBLY MULTI-BEAM XLE
0 PLC ±. 1 PLC ±.01 2 PLC ±.005 3 PLC ±.005 4 PLC ±.0020 ANGLES ±.2°		PRODUCT SPEC: 108-2292	SIZE: A100779
MATERIAL: .		APPLICATION SPEC: 114-13251	CAGE CODE: 6450830
FINISH: .		WEIGHT: .	RESTRICTED TO: .
CUSTOMER DRAWING		SCALE: 4:1	SHEET 28 OF 42 REV: S2

LOC	DIST	REVISIONS			
P	LTN	DESCRIPTION	DATE	DWN	APVD
-	-	SEE SHEET 1	-	-	-

PART NUMBER	ROWS	POWER				SIGNAL						POWER			
		P1	P2	P3	P4	1	2	3	4	5	6	P5	P6	P7	P8
5-6450830-7	D	TM	TM	TM	TM	J	J	J	J	J	J	TM	TM	TM	TM
	C					K	K	K	K	K	K				
	B					N	N	N	N	N	N				
	A					S	S	S	S	S	H				

4P + 24S + 4P



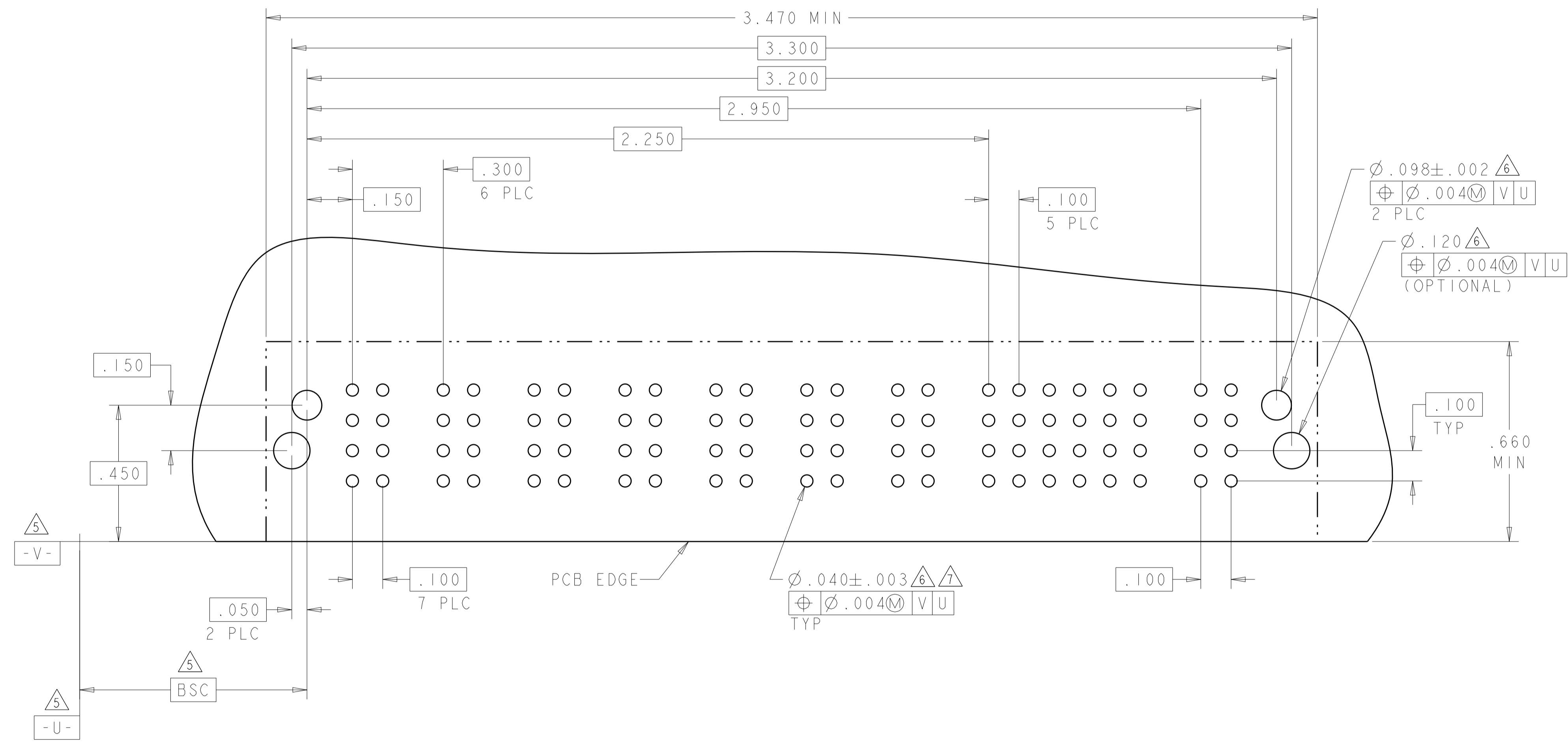
THIS DRAWING IS A CONTROLLED DOCUMENT.		DWN: S. ZHAO 10APR2007	 TE Connectivity
DIMENSIONS: INCHES		CHK: S. ZHAO 10APR2007	
TOLERANCES UNLESS OTHERWISE SPECIFIED: 0 PLC ±. 1 PLC ±.01 2 PLC ±.01 3 PLC ±.005 4 PLC ±.0020 ANGLES ±.2°		APVD: S. ZHAO	NAME: RIGHT ANGLE WITH SHORT GUIDES AND LP CONTACTS ASSEMBLY MULTI-BEAM XLE
MATERIAL: -		FINISH: -	RESTRICTED TO: -
CUSTOMER DRAWING		SCALE: 4:1	SHEET 29 OF 42 REV S2

LOC		DIST		REVISIONS			
ES	00	P	LTN	DESCRIPTION	DATE	DMN	APVD
		-		SEE SHEET 1			

N6

PART NUMBER	ROWS	POWER						SIGNAL						P8
		P1	P2	P3	P4	P5	P6	P7	1	2	3	4	5	
5-6450830-8	D							FJ	FJ	FJ	FJ	FJ	FJ	
	C	TM	TM	TM	TM	TM	TM	K	K	K	K	K	K	TM
	B							N	N	N	N	N	N	
	A	HD						S	S	S	S	S	S	HD

7ACP + 24S + 1P

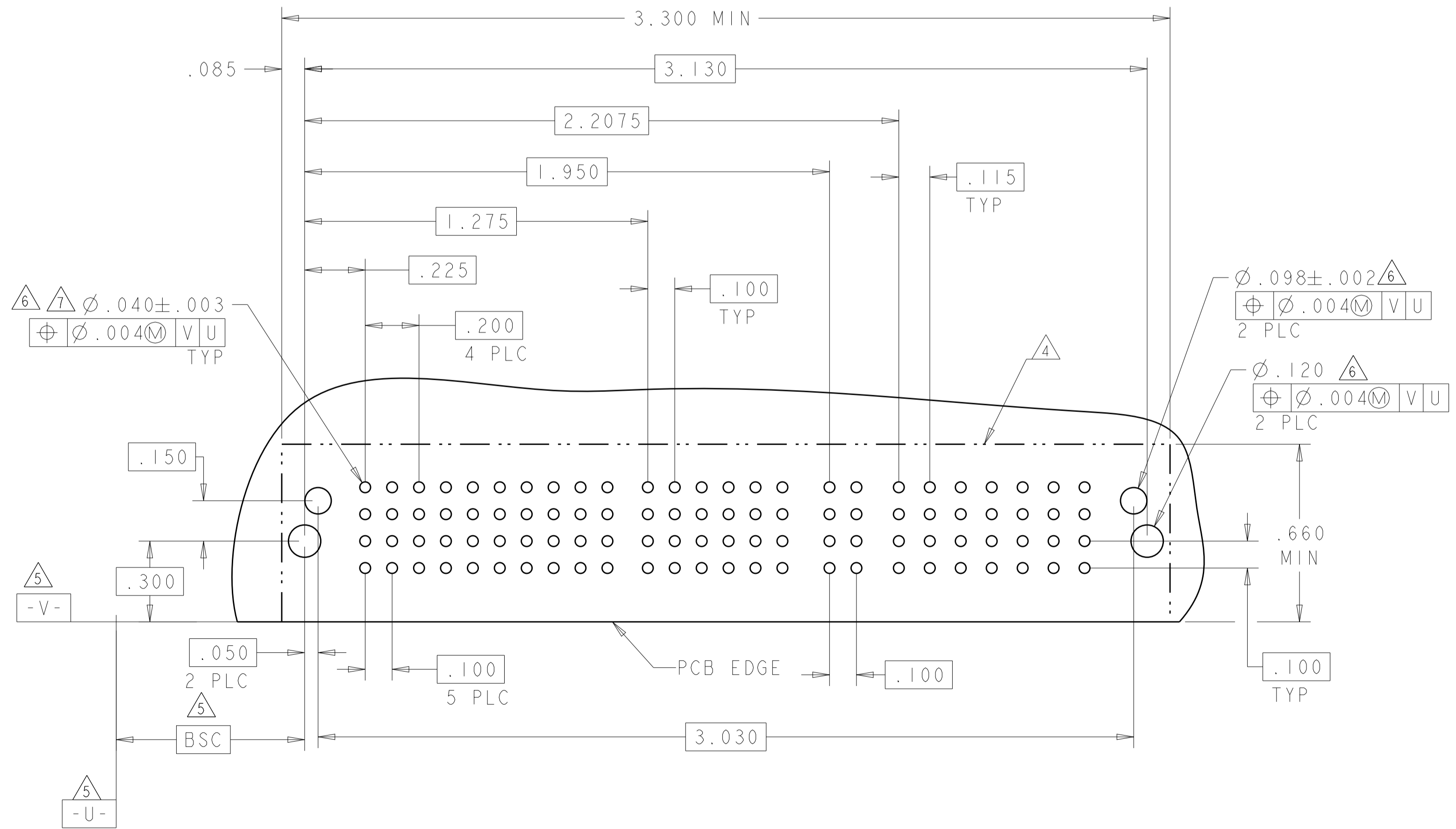
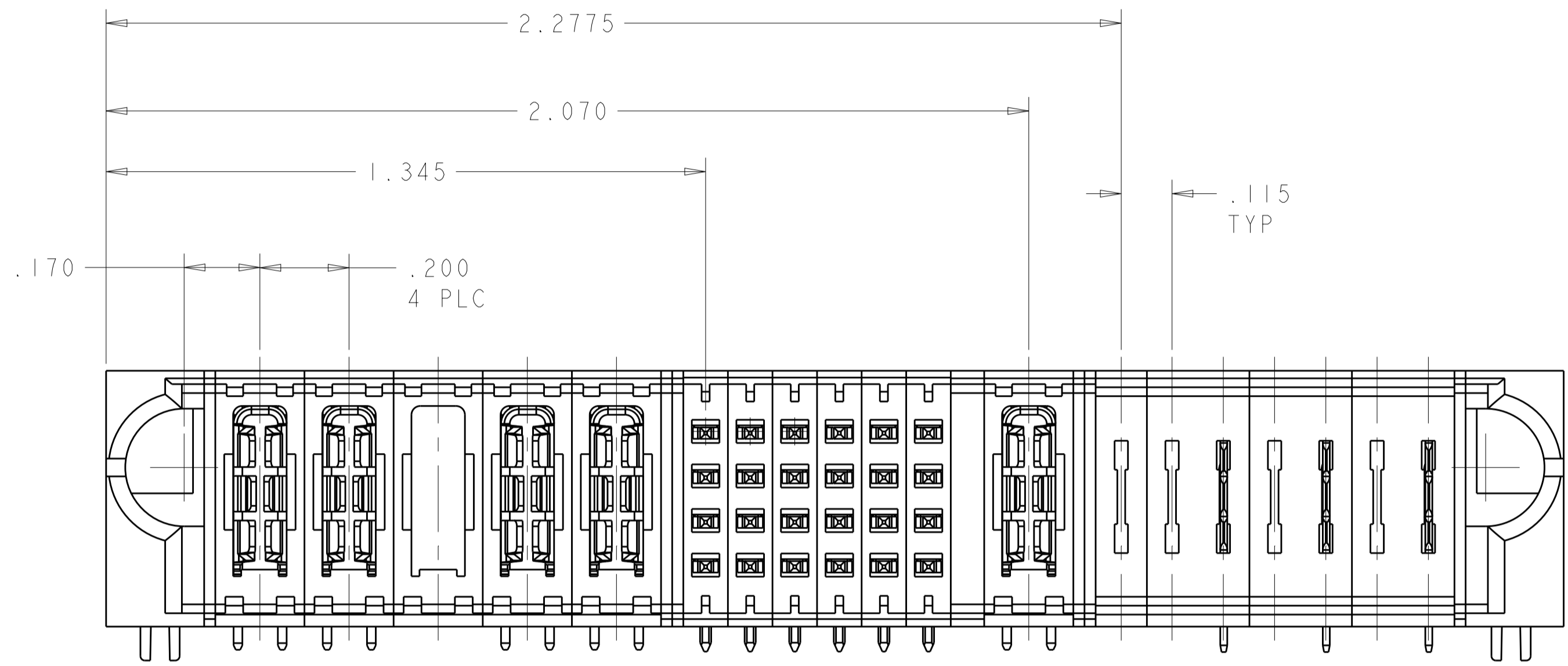


THIS DRAWING IS A CONTROLLED DOCUMENT.		DMN S.ZHAO 10APR2007	 TE Connectivity
DIMENSIONS: INCHES		CHK S.ZHAO 10APR2007	
TOLERANCES UNLESS OTHERWISE SPECIFIED:		APVD S.ZHAO	NAME
0 PLC ±			RIGHT ANGLE WITH SHORT GUIDES AND LP CONTACTS ASSEMBLY MULTI-BEAM XLE
1 PLC ±.01			PRODUCT SPEC
2 PLC ±.01			108-2292
3 PLC ±.005			APPLICATION SPEC
4 PLC ±.0020			114-13251
ANGLES ±.2°			SIZE CAGE CODE DRAWING NO
MATERIAL			A100779C=6450830
FINISH			RESTRICTED TO
			CUSTOMER DRAWING
			SCALE 4:1 SHEET 30 OF 42 REV S2

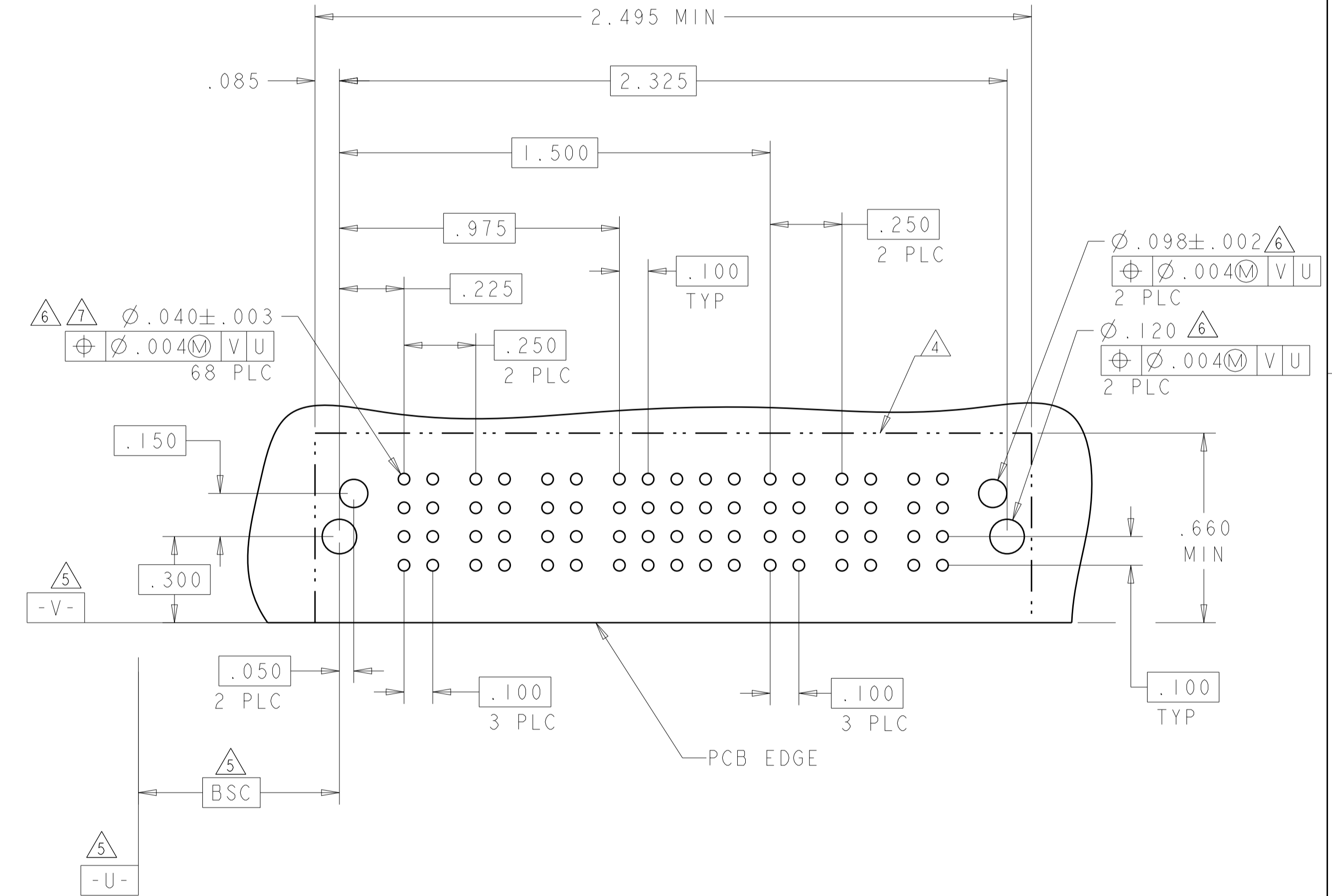
LOC	DIST	REVISIONS			
P	LTN	DESCRIPTION	DATE	DMN	APVD
ES	00	SEE SHEET 1			

PART NUMBER	ROWS	POWER				SIGNAL						POWER	LOW POWER								
		P1	P2	P3	P4	P5	1	2	3	4	5	6	P6	LP1	LP2	LP3	LP4	LP5	LP6	LP7	
6-6450830-2	D						J	J	J	J	J	J									
	C						K	K	K	K	K	K									
	B						N	N	N	N	N	N									
	A	HD						S	S	S	S	S	S								

NO CONTACTS LOADED



PART NUMBER	ROWS	POWER			SIGNAL					POWER		
		P1	P2	P3	1	2	3	4	5	6	P4	P5
6-6450830-4	D				J	J	J	J	J			
	C				K	K	K	K	K			
	B				N	N	N	N	N			
	A	HD				S	S	S	S	S		



THIS DRAWING IS A CONTROLLED DOCUMENT.

DIMENSIONS: INCHES	TOLERANCES UNLESS OTHERWISE SPECIFIED:	DMN: S. ZHAO 10APR2007	CHK: S. ZHAO 10APR2007	APVD: S. ZHAO	NAME: S. ZHAO
0 PLC ±.01 1 PLC ±.01 2 PLC ±.01 3 PLC ±.005 4 PLC ±.002 ANGLES ±.020		PRODUCT SPEC: 108-2292	APPLICATION SPEC: 114-13251	WEIGHT: -	SIZE: A1
MATERIAL: -	FINISH: -	CUSTOMER DRAWING		SCALE: 4:1	SHEET 31 OF 42

RIGHT ANGLE WITH SHORT GUIDES AND LP CONTACTS ASSEMBLY MULTI-BEAM XLE

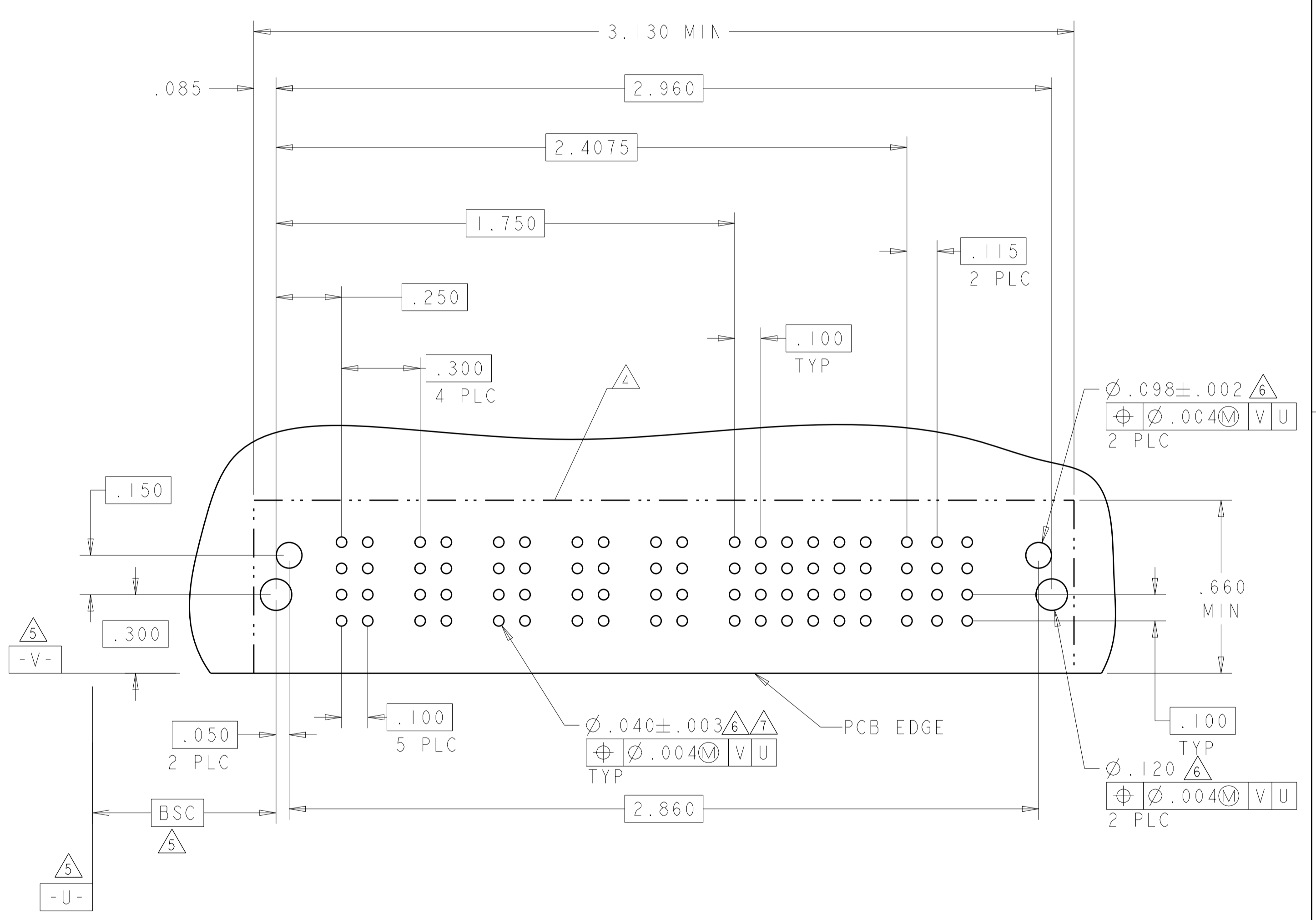
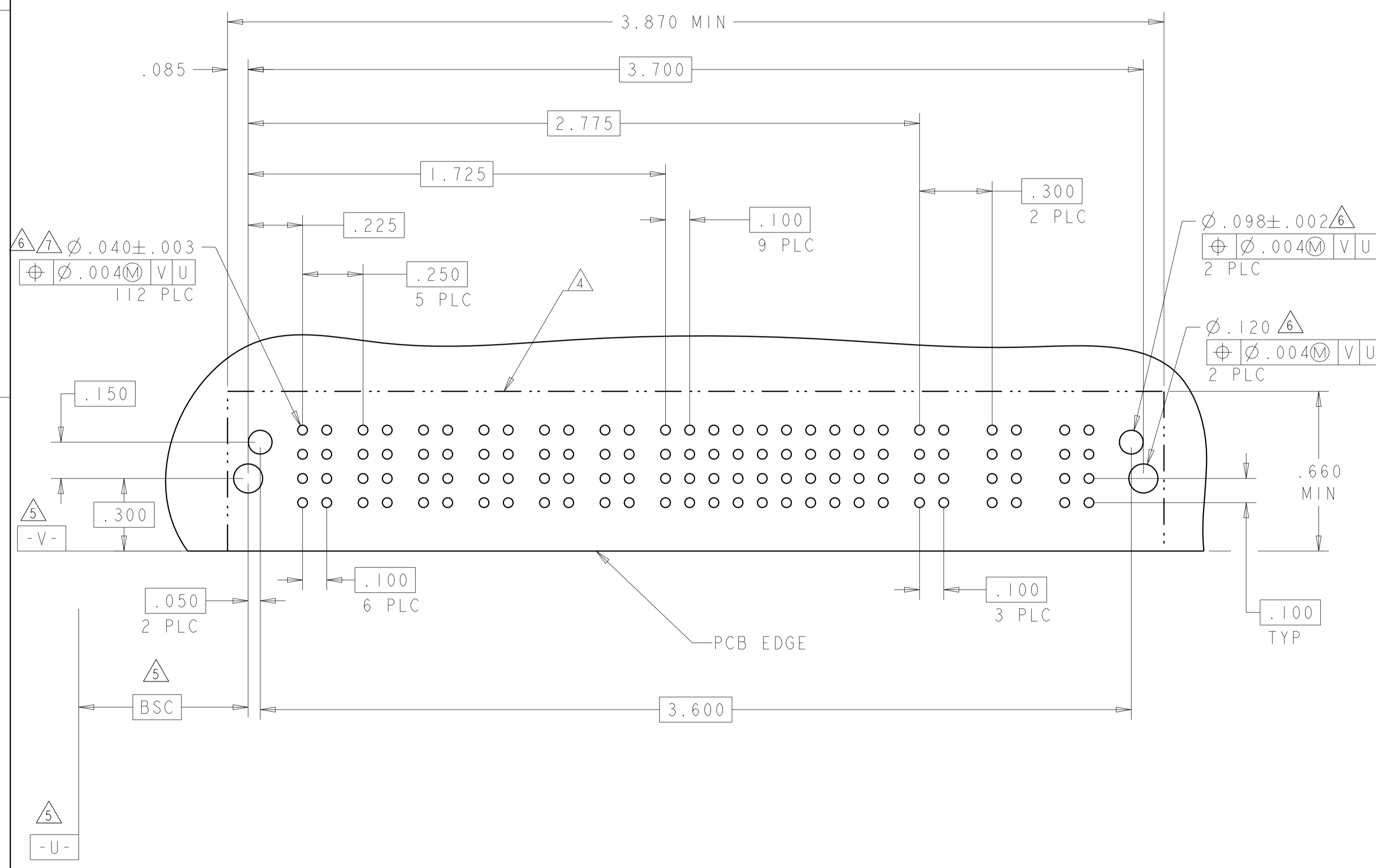
RESTRICTED TO: -

LOC	DIST	REVISIONS			
ES	00	REV	DATE	BY	APPV
		1	SEE SHEET 1		

PART NUMBER	ROWS	POWER						SIGNAL						POWER		
		P1	P2	P3	P4	P5	P6	1	2	3	4	5	6	P7	P8	P9
6-6450830-3	D							J	J	J	J	J	J			
	C	TM	TM	TM	TM	TM	TM	K	K	K	K	K	K	TM	TM	TM
	B							N	N	N	N	N	N			
	A	HD						S	S	S	S	S	S			HD
6P + 40S + 3ACP																

PART NUMBER	ROWS	POWER					SIGNAL						POWER			
		P1	P2	P3	P4	P5	1	2	3	4	5	6	LP1	LP2	LP3	LP4
6-6450830-6	D						J	J	J	J	J	J				
	C	TM	TM	TM	TM	TM	K	K	K	K	K	K	LMF	LM	LM	
	B						N	N	N	N	N	N				
	A	HD					S	S	S	S	S	S				HD
5ACP + 24S + 4LP																

NO CONTACTS LOADED



THIS DRAWING IS A CONTROLLED DOCUMENT.		OWN: S. ZHAO 10APR2007	TE Connectivity
DIMENSIONS: INCHES		CHK: S. ZHAO 10APR2007	
TOLERANCES UNLESS OTHERWISE SPECIFIED:		APVD: S. ZHAO	NAME: RIGHT ANGLE WITH SHORT GUIDES AND LP CONTACTS ASSEMBLY MULTI-BEAM XLE
0 PLC ±. 2 PLC ±.01 5 PLC ±.005 4 PLC ±.0020 ANGLES ±.7°		PRODUCT SPEC: 108-2292	RESTRICTED TO:
MATERIAL: FINISH:		APPLICATION SPEC: 114-13251	SIZE: A100779
		WEIGHT: CUSTOMER DRAWING	SCALE: 4:1 SHEET 32 OF 42 REV: S2





LOC	DIST	REVISIONS			
ES	00	REV	DATE	BY	APPD
-	-	SEE SHEET 1	-	-	-

PART NUMBER	ROWS	LOW POWER				SIGNAL								LOW POWER									
		LP1	LP2	LP3	LP4	1	2	3	4	5	6	7	8	9	10	11	12	LP5	LP6	LP7	LP8		
6-6450830-8	D	LMF	LM	LM	LM	J	J	J	J	J	J	J	J	J	J	J	J	LMF	LM	LM	LM		
	C					K	K	K	K	K	K	K	K	K	K	K	K					K	
	B					N	N	N	N	N	N	N	N	N	N	N	N					N	N
	A					S	S	S	S	S	S	S	S	S	S	S	S					S	S

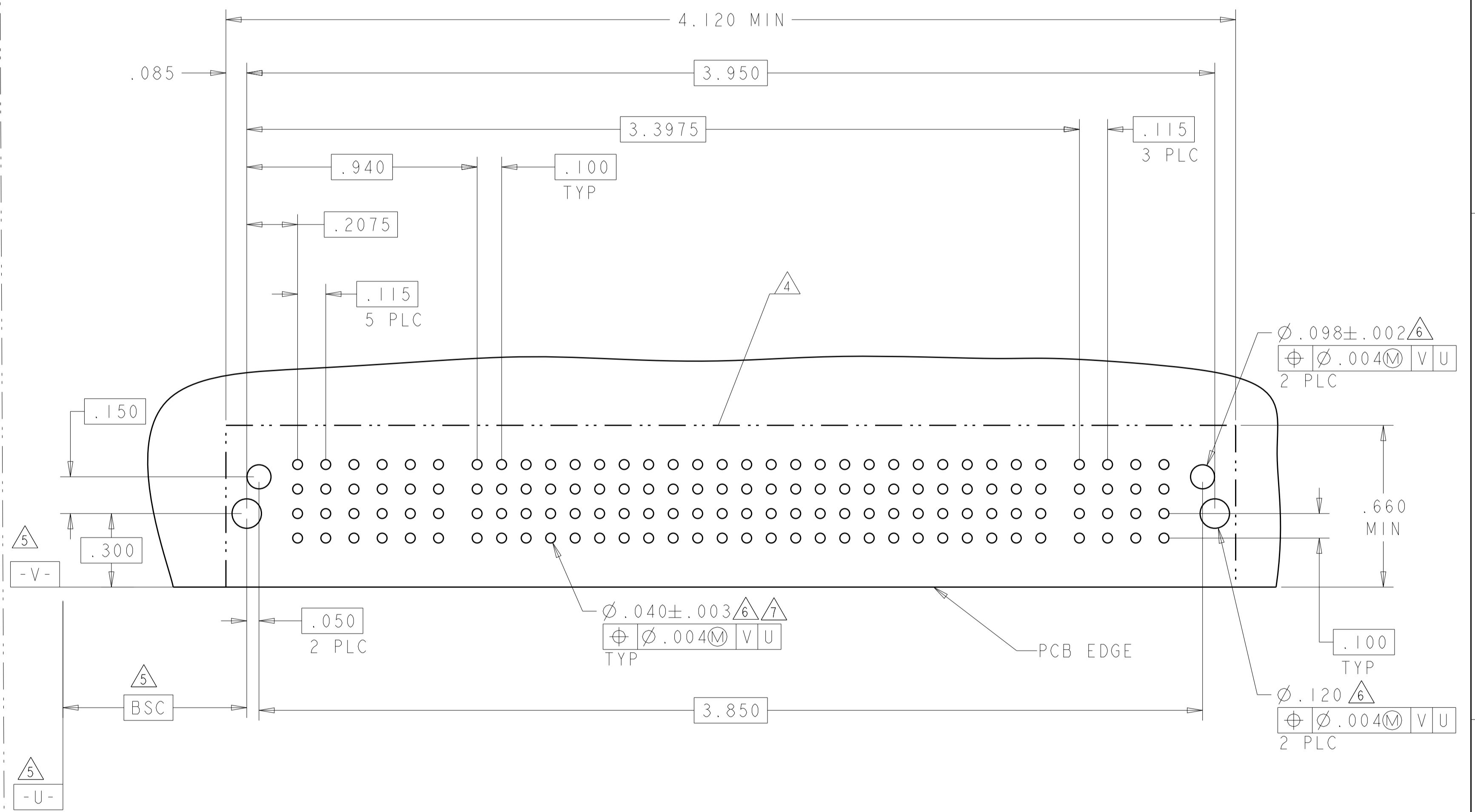
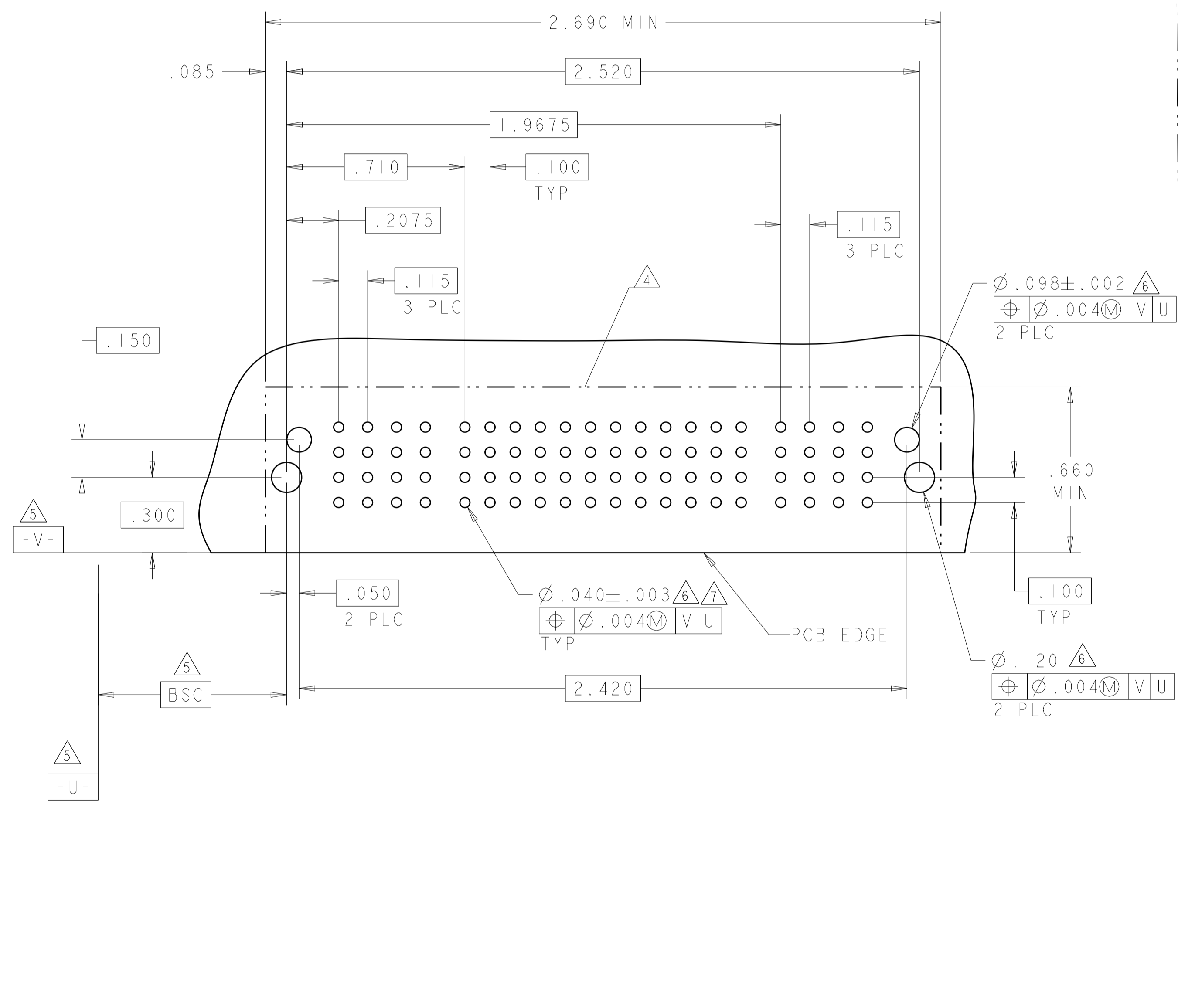
4LP + 48S + 4LP

PART NUMBER	ROWS	LOW POWER						SIGNAL																LOW POWER																		
		LP1	LP2	LP3	LP4	LP5	LP6	1	2	3	4	5	6	7	8	9	10	11	12	13	14	15	16	17	18	20	21	22	23	24	LP7	LP8	LP9	LP10								
6-6450830-9	D	LMF	LM	LM	LM	LMF	LM	J	J	J	J	J	J	J	J	J	J	J	J	J	J	J	J	J	J	J	J	J	J	J	J	J	J	J	J	LMF	LM	LM	LM			
	C							K	K	K	K	K	K	K	K	K	K	K	K	K	K	K	K	K	K	K	K	K	K	K	K	K	K	K	K					K	K	
	B							N	N	N	N	N	N	N	N	N	N	N	N	N	N	N	N	N	N	N	N	N	N	N	N	N	N	N	N					N	N	N
	A							S	S	S	S	S	S	S	S	S	S	S	S	S	S	S	S	S	S	S	S	S	S	S	S	S	S	S	S					S	S	S

6LP + 96S + 4LP

PART NUMBER	ROWS	LOW POWER						SIGNAL																LOW POWER																		
		LP1	LP2	LP3	LP4	LP5	LP6	1	2	3	4	5	6	7	8	9	10	11	12	13	14	15	16	17	18	20	21	22	23	24	LP7	LP8	LP9	LP10								
7-6450830-0	D	LM	LM	LMF	LM	LM	LM	J	J	J	J	J	J	J	J	J	J	J	J	J	J	J	J	J	J	J	J	J	J	J	J	J	J	J	J	LMF	LM	LM	LM			
	C							K	K	K	K	K	K	K	K	K	K	K	K	K	K	K	K	K	K	K	K	K	K	K	K	K	K	K	K					K	K	
	B							N	N	N	N	N	N	N	N	N	N	N	N	N	N	N	N	N	N	N	N	N	N	N	N	N	N	N	N					N	N	N
	A							S	S	S	S	S	S	S	S	S	S	S	S	S	S	S	S	S	S	S	S	S	S	S	S	S	S	S	S					S	S	S

6LP + 96S + 4LP

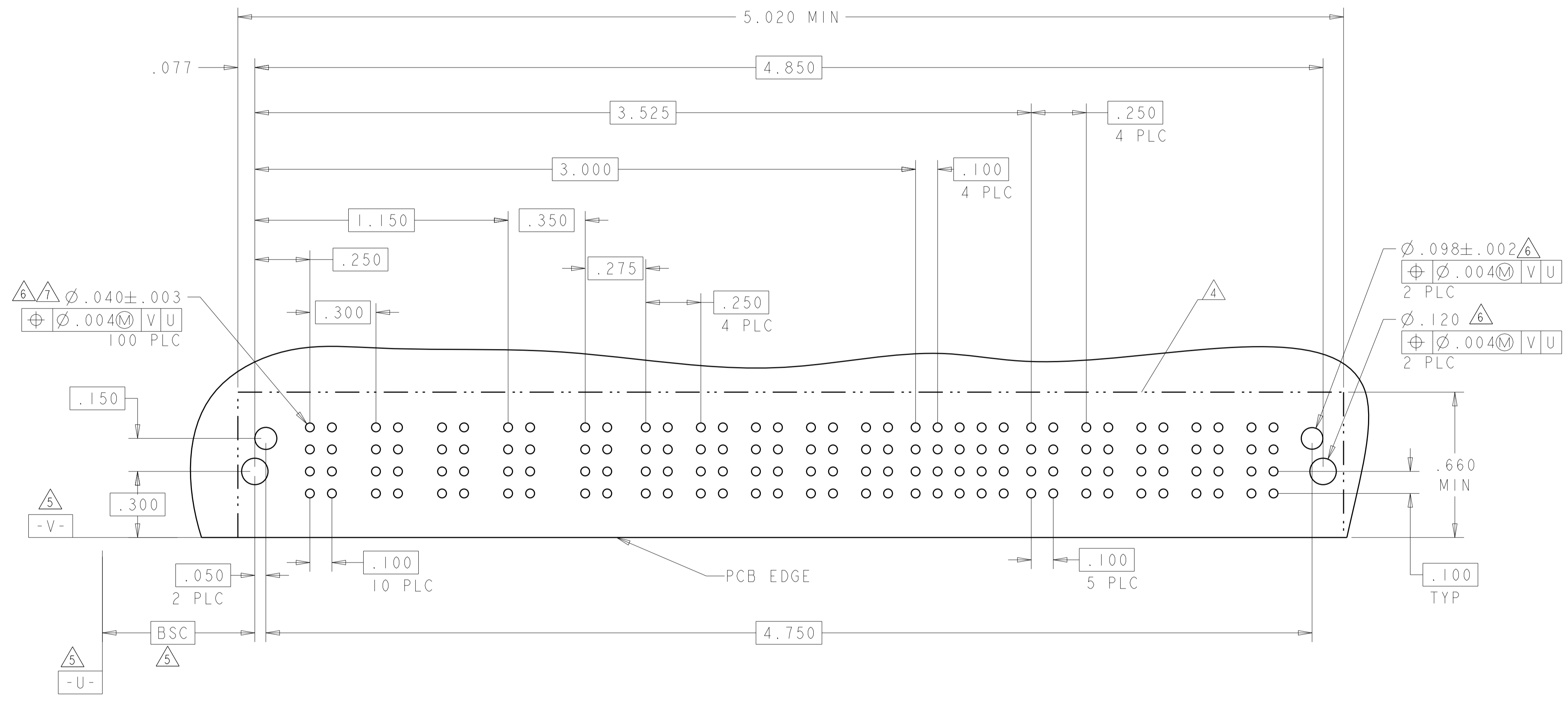
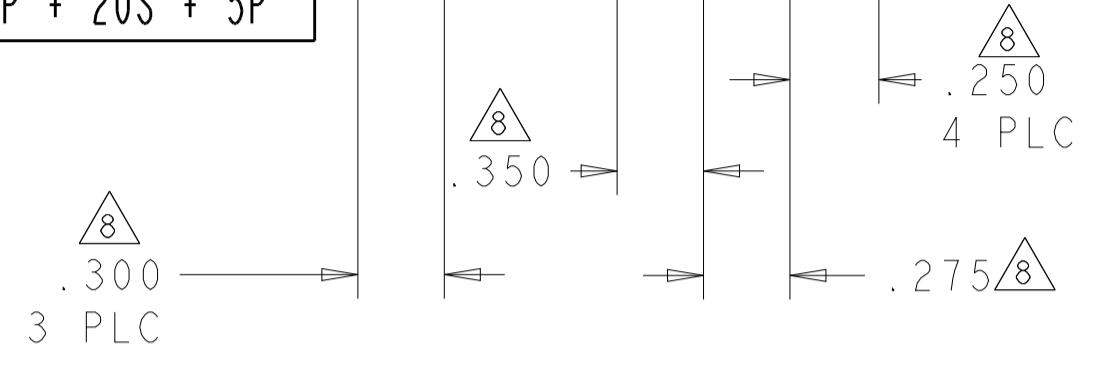


6-6450830-9 AND 7-6450830-9 PCB LAYOUT

THIS DRAWING IS A CONTROLLED DOCUMENT.		OWN: S. ZHAO 10APR2007	TE Connectivity
DIMENSIONS: INCHES		CHK: S. ZHAO 10APR2007	
TOLERANCES UNLESS OTHERWISE SPECIFIED:		APVD: S. ZHAO	NAME: RIGHT ANGLE WITH SHORT GUIDES AND LP CONTACTS ASSEMBLY MULTI-BEAM XLE
0 PLC ±. 1 PLC ±.01 2 PLC ±.01 3 PLC ±.005 4 PLC ±.002 ANGLES ±.020		PRODUCT SPEC: 108-2292	SIZE: A1
MATERIAL: . . . FINISH: . . .		APPLICATION SPEC: 114-13251	CAGE CODE: 6450830
		WEIGHT: . . .	RESTRICTED TO: . . .
		CUSTOMER DRAWING	SCALE: 4:1 SHEET 34 OF 42 REV: S2

LOC	DIST	REVISIONS			
P	LTN	DESCRIPTION	DATE	DMN	APVD
-	-	SEE SHEET 1	-	-	-

PART NUMBER	ROWS	POWER										SIGNAL					POWER				
		P1	P2	P3	P4	P5	P6	P7	P8	P9	P10	1	2	3	4	5	P11	P12	P13	P14	P15
7-6450830-1	D C B A	TM	TM	TM	TM	TM	TM	TM	TM	TM	TM	J	J	J	J	J	TM	TM	TM	TM	TM
												K	K	K	K	K					
												N	N	N	N	N					
3ACP + 7P + 20S + 5P		HD																			

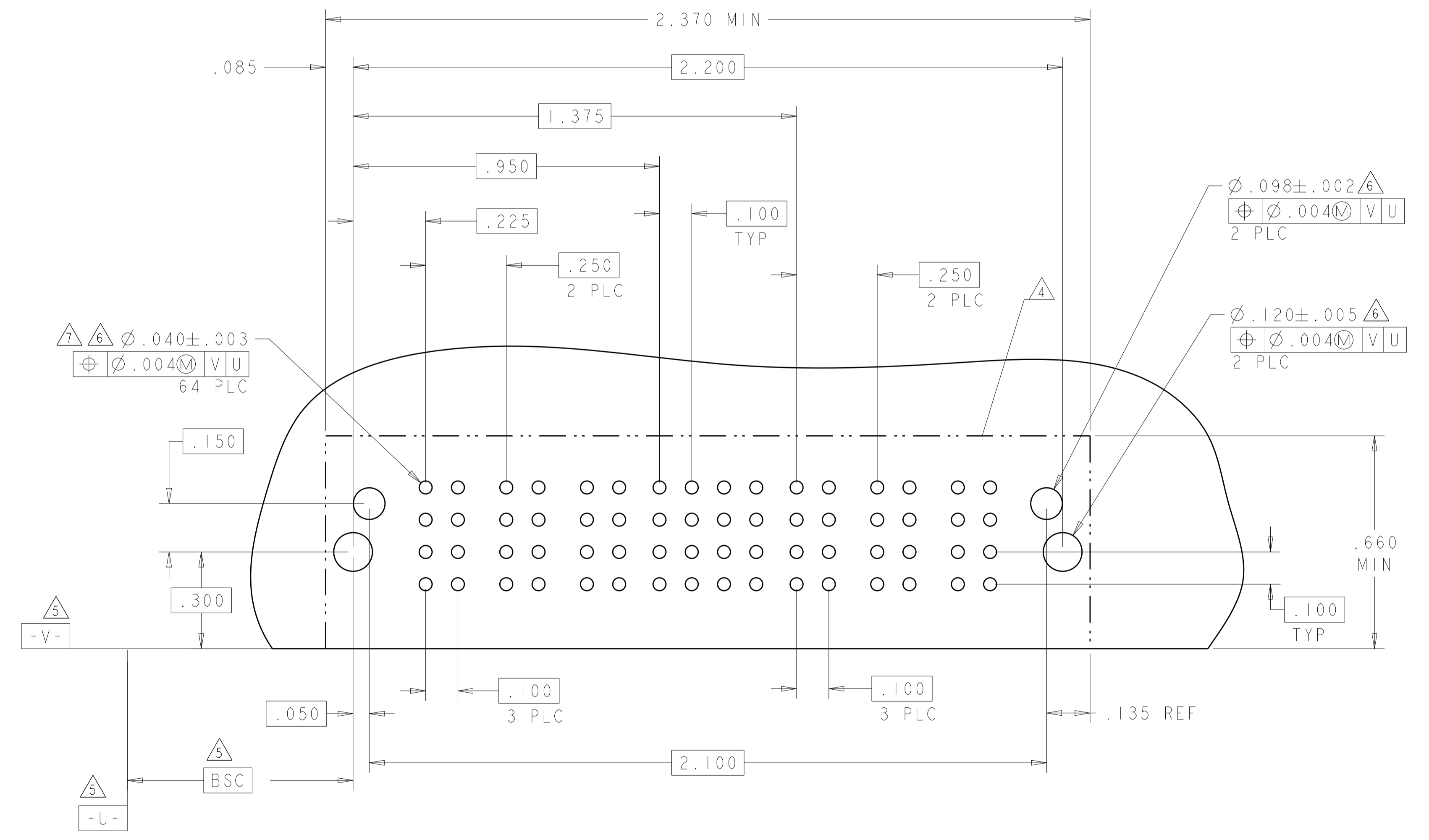
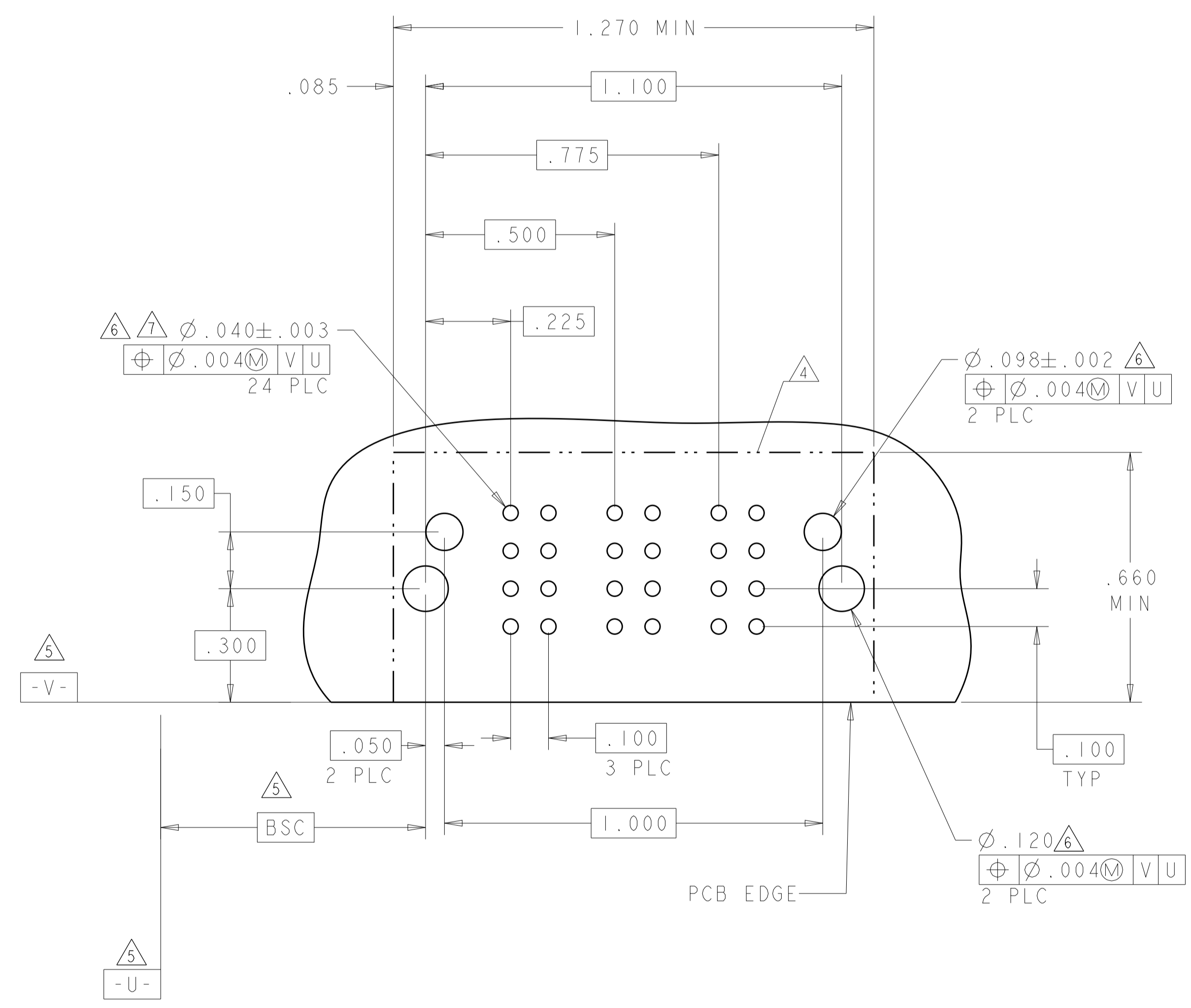


THIS DRAWING IS A CONTROLLED DOCUMENT.		DMN S.ZHAO 10APR2007	 TE Connectivity
DIMENSIONS: INCHES		CHK S.ZHAO 10APR2007	
TOLERANCES UNLESS OTHERWISE SPECIFIED: 0 PLC ±. 1 PLC ±.01 2 PLC ±.01 3 PLC ±.005 4 PLC ±.0020 ANGLES ±.7°		APVD S.ZHAO	NAME
MATERIAL		PRODUCT SPEC 108-2292	RIGHT ANGLE WITH SHORT GUIDES AND LP CONTACTS ASSEMBLY MULTI-BEAM XLE
FINISH		APPLICATION SPEC 114-13251	SIZE CAGE CODE DRAWING NO. RESTRICTED TO
CUSTOMER DRAWING		WEIGHT	A100779C=6450830
		SCALE 4:1	SHEET 35 OF 42 REV S2

LOC	DIST	REVISIONS			
P	LTN	DESCRIPTION	DATE	OWN	APVD
-	-	SEE SHEET 1	-	-	-

PART NUMBER	ROWS	POWER		SIGNAL		POWER	
		P1	P2	1	2	P1	P2
7-6450830-2	D C B A	TM	TM	J	J	TM	TM
				K	K		
				N	N		
				S	S		
IP + 8S + IP							

PART NUMBER	ROWS	POWER			SIGNAL				POWER		
		P1	P2	P3	1	2	3	4	P4	P5	P6
7-6450830-3	D C B A	TM	TM	TM	J	J	J	J	TM	TM	TM
					K	K	K	K			
					N	N	N	N			
					S	H	H	S			
3P + 16S + 3P											



THIS DRAWING IS A CONTROLLED DOCUMENT.		OWN: S. ZHAO 10APR2007	 TE Connectivity
DIMENSIONS: INCHES		CHK: S. ZHAO 10APR2007	
TOLERANCES UNLESS OTHERWISE SPECIFIED:		APVD: S. ZHAO	NAME: RIGHT ANGLE WITH SHORT GUIDES AND LP CONTACTS ASSEMBLY MULTI-BEAM XLE
0 PLC ± .01	1 PLC ± .01	PRODUCT SPEC: 108-2292	SIZE: A100779
2 PLC ± .01	3 PLC ± .01	APPLICATION SPEC: 114-13251	CAGE CODE: C=6450830
4 PLC ± .005	5 PLC ± .005	WEIGHT: -	RESTRICTED TO: -
ANGLES ± .0020	FINISH: -	CUSTOMER DRAWING	SCALE: 4:1 SHEET 36 OF 42 REV: S2

LOC	DIST	REVISIONS					
		P	LTN	DESCRIPTION	DATE	DMN	APVD
ES	00	-	-	SEE SHEET 1	-	-	-

R3

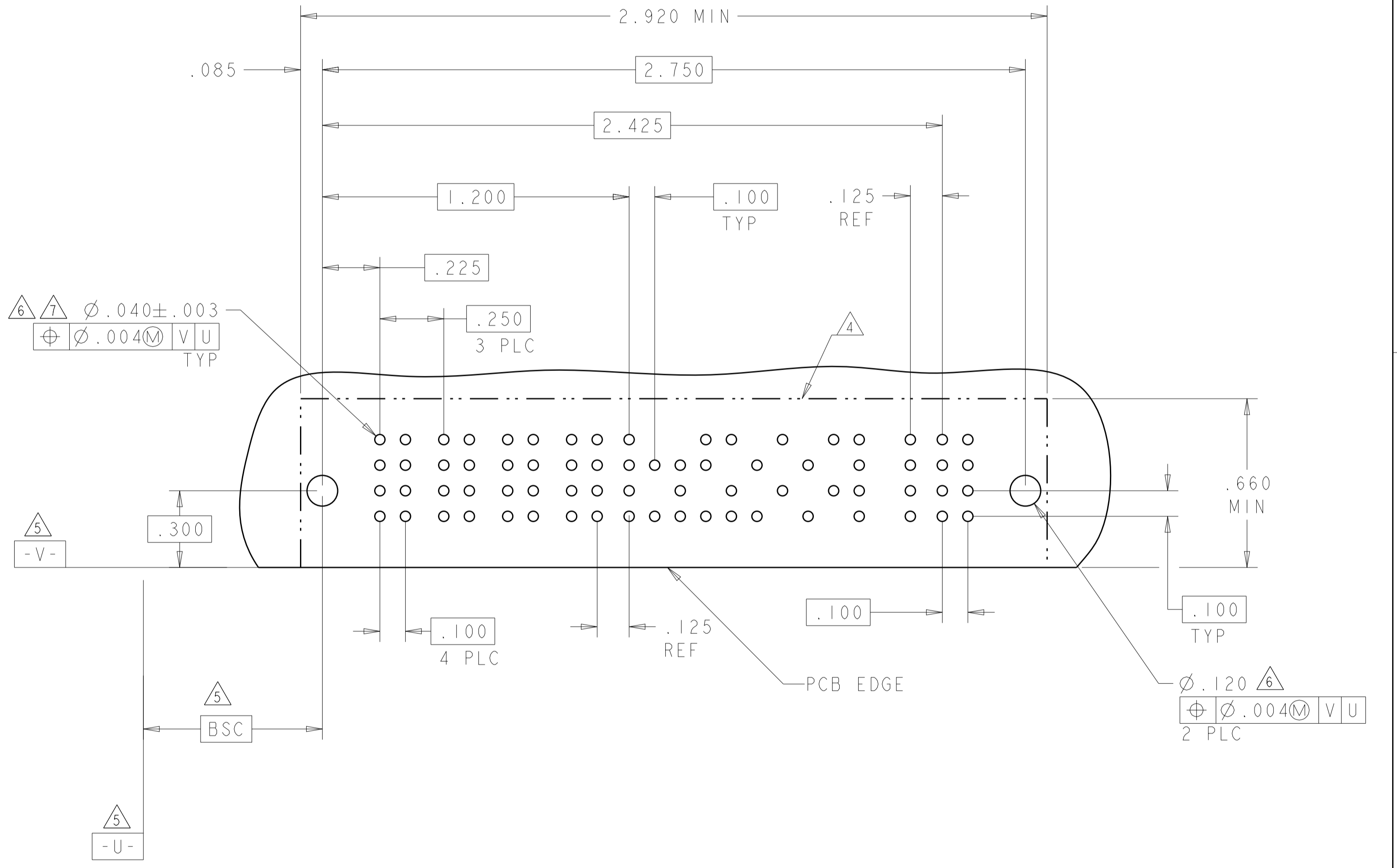
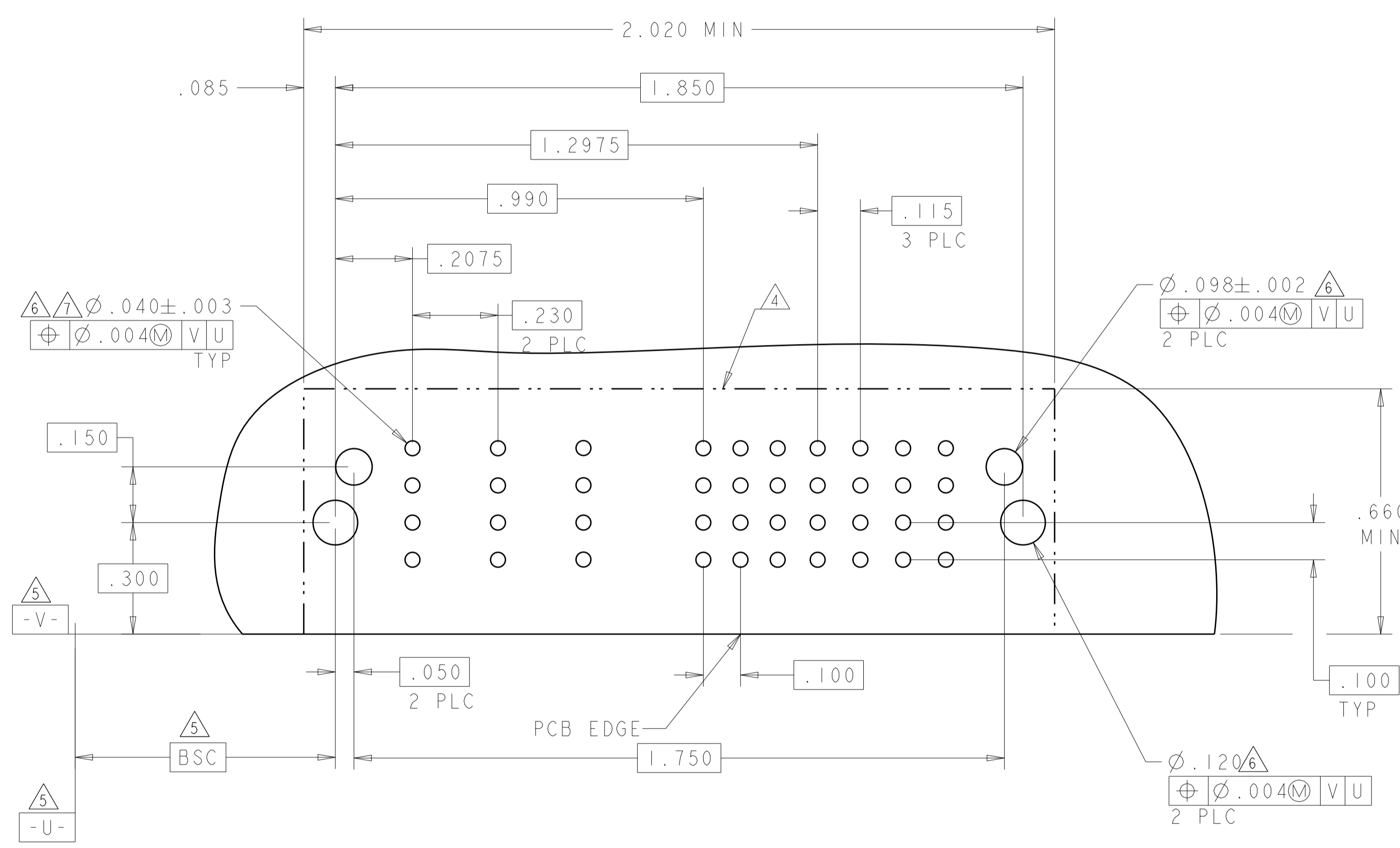
PART NUMBER	ROWS	LOW POWER			SIGNAL			LOW POWER				HD
		LP1	LP2	LP3	1	2	3	LP4	LP5	LP6	LP7	
7-6450830-6	D	LM	LM	LM	J	J	J	LM	LM	LM	LM	HD
	C				K	K	K					
	B				N	N	N					
	A				S	S	S					

3LP + 12S + 4LP

PART NUMBER	ROWS	POWER				SIGNAL												POWER			
		P1	P2	P3	P4	1	2	3	4	5	6	7	8	9	10	11	12	P4			
7-6450830-7	D	TM	TM	TM	TM	E			E	J		J		J		J		E			
	C					F	F	F	F		K		K		F		F				
	B					G		G		N		N		N		G		N			
	A					H	H	H	H	H		S		H		H					

4P + 48S + 1P

BLANK SIGNAL PINS ARE UNLOADED PINS

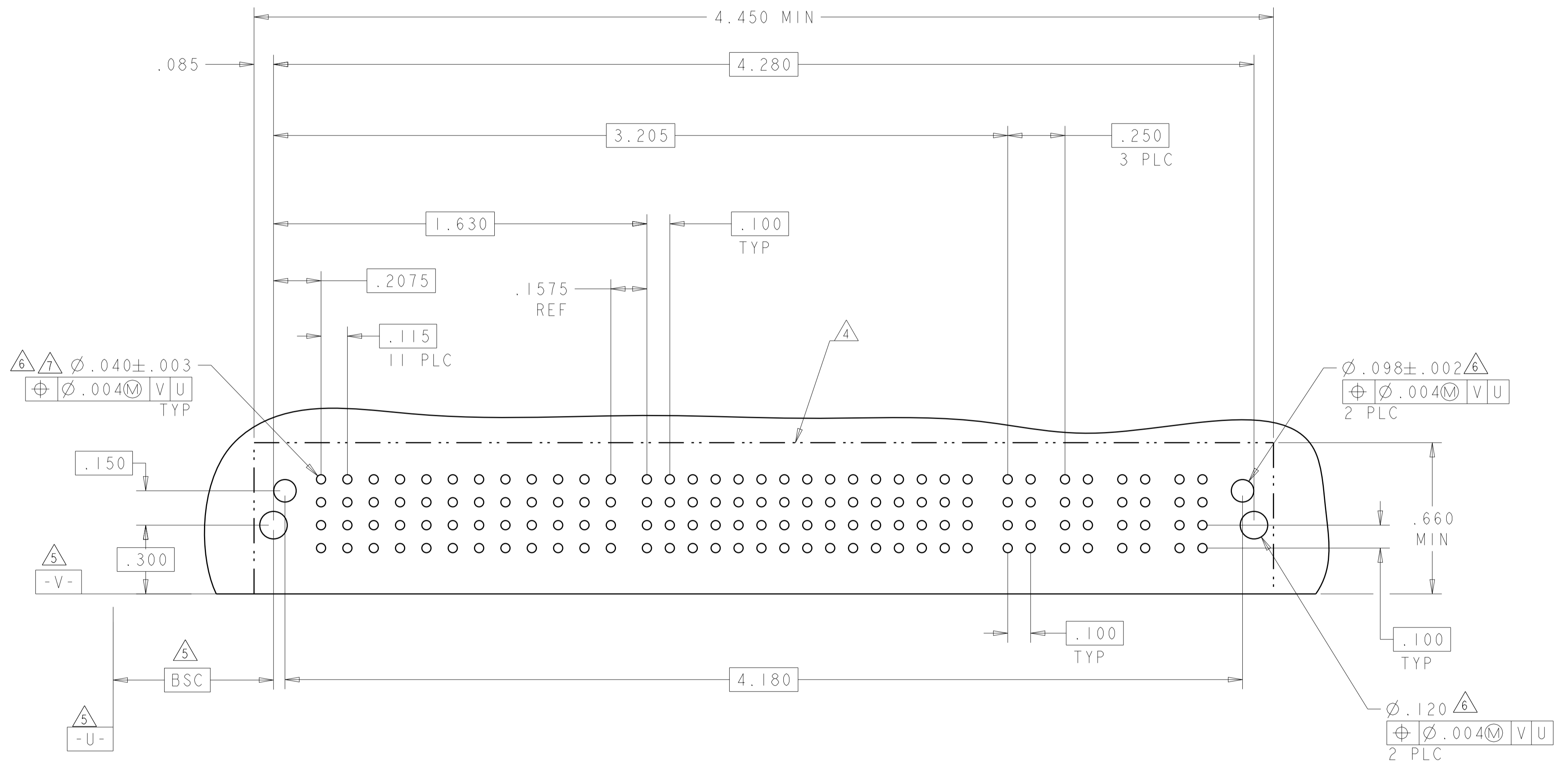


THIS DRAWING IS A CONTROLLED DOCUMENT.		DMN: S. ZHAO 10APR2007	 TE Connectivity
DIMENSIONS: INCHES		CHK: S. ZHAO 10APR2007	
TOLERANCES UNLESS OTHERWISE SPECIFIED:		APVD: S. ZHAO	NAME: RIGHT ANGLE WITH SHORT GUIDES AND LP CONTACTS ASSEMBLY MULTI-BEAM XLE
0 PLC ± .01	1 PLC ± .01	PRODUCT SPEC: 108-2292	SIZE: A100779
2 PLC ± .01	3 PLC ± .005	APPLICATION SPEC: 114-13251	CAGE CODE: C=6450830
4 PLC ± .0020	ANGLES ± .0020	WEIGHT: -	RESTRICTED TO: -
MATERIAL: -	FINISH: -	CUSTOMER DRAWING	SCALE: 4:1 SHEET 37 OF 42 REV: S2

LOC	DIST	REVISONS					
ES	00	P	LTH	DESCRIPTION	DATE	DWN	APVD
-	-	-	-	SEE SHEET 1	-	-	-

PART NUMBER	ROWS	LOW POWER												SIGNAL															POWER			
		LP1	LP2	LP3	LP4	LP5	LP6	LP7	LP8	LP9	LP10	LP11	LP12	1	2	3	4	5	6	7	8	9	10	11	12	13	14	15	P1	P2	P3	P4
7-6450830-8	D												J	J	J	J	J	J	J	J	J	J	J	J	J	J	J	J				
	C	LM	LM	LM	LM	LM	LM	LM	LM	LM	LM	LM	K	K	K	K	K	K	K	K	K	K	K	K	K	K	K	K				
	B												N	N	N	N	N	N	N	N	N	N	N	N	N	N	N	N	TM	TM	TM	TM
	A	HD											S	S	S	S	S	S	S	S	S	S	S	S	S	S	S					

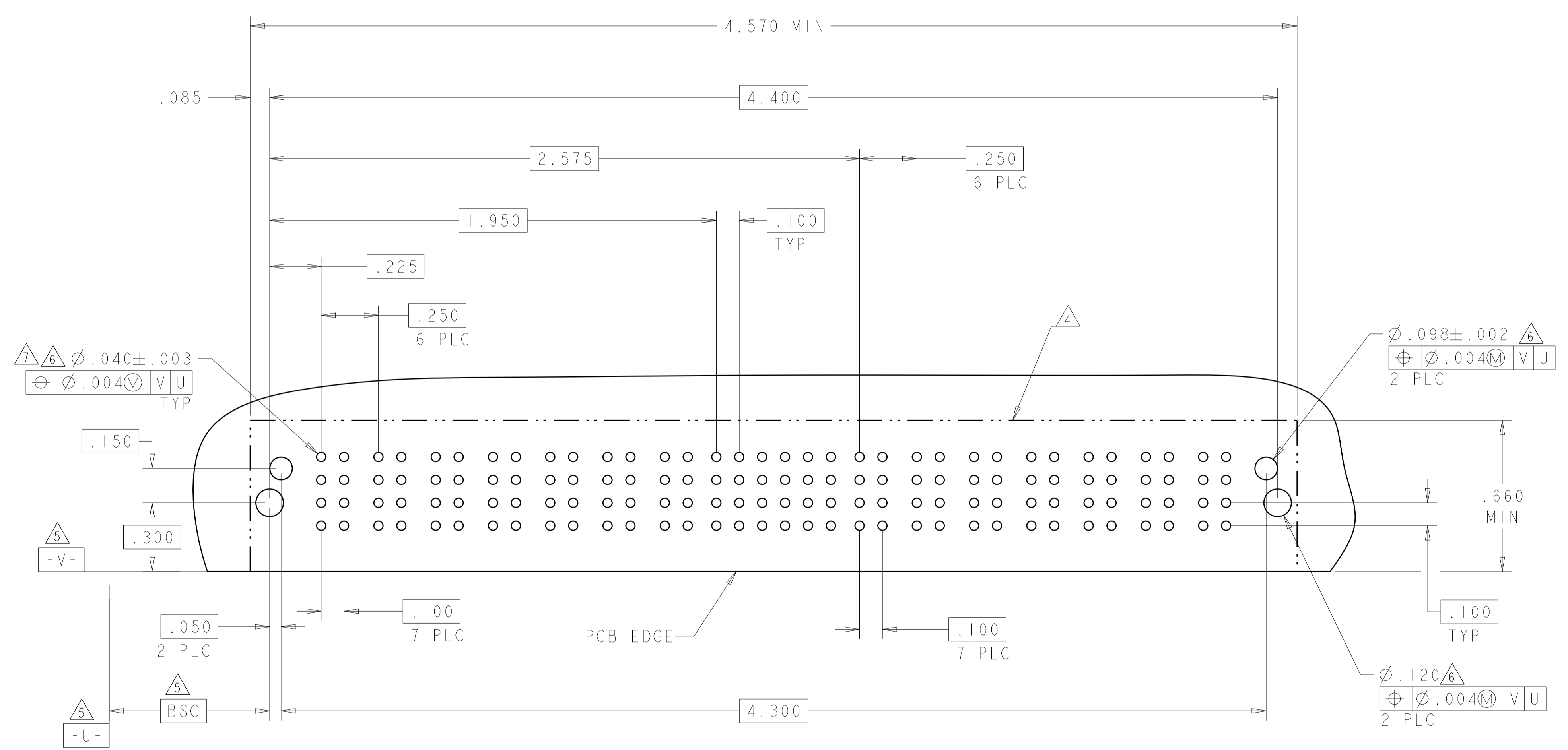
12LP + 60S + 4P



THIS DRAWING IS A CONTROLLED DOCUMENT.		DWN: S.ZHAO 10APR2007	 TE Connectivity
DIMENSIONS: INCHES		CHK: S.ZHAO 10APR2007	
 TOLERANCES UNLESS OTHERWISE SPECIFIED:		APVD: S.ZHAO	
0 PLC ±. 1 PLC ±.01 2 PLC ±.01 3 PLC ±.005 4 PLC ±.0020 ANGLES ±.2°		NAME: RIGHT ANGLE WITH SHORT GUIDES AND LP CONTACTS ASSEMBLY MULTI-BEAM XLE	
MATERIAL: -	FINISH: -	PRODUCT SPEC: 108-2292	RESTRICTED TO: -
CUSTOMER DRAWING		APPLICATION SPEC: 114-13251	SIZE: A100779C=6450830
SCALE: 4:1		WEIGHT: -	SHEET: 38 OF 42
		REVISION: S2	

LOC	DIST	REVISIONS			
P	LTN	DESCRIPTION	DATE	DMN	APVD
-	-	SEE SHEET 1	-	-	-

PART NUMBER	ROWS	POWER							SIGNAL						POWER										
		P1	P2	P3	P4	P5	P6	P7	1	2	3	4	5	6	P8	P9	P10	P11	P12	P13	P14				
7-6450830-9	D		TM	TM	TM	TM	TM	TM	E	E	E	E	E	E	TM	TM	TM	TM	TM	TM	TM				
	C								F	F	F	F	F	F											
	B								G	G	G	G	G	G											
	A								H	H	H	H	H	H											
7P + 24S + 7P																									

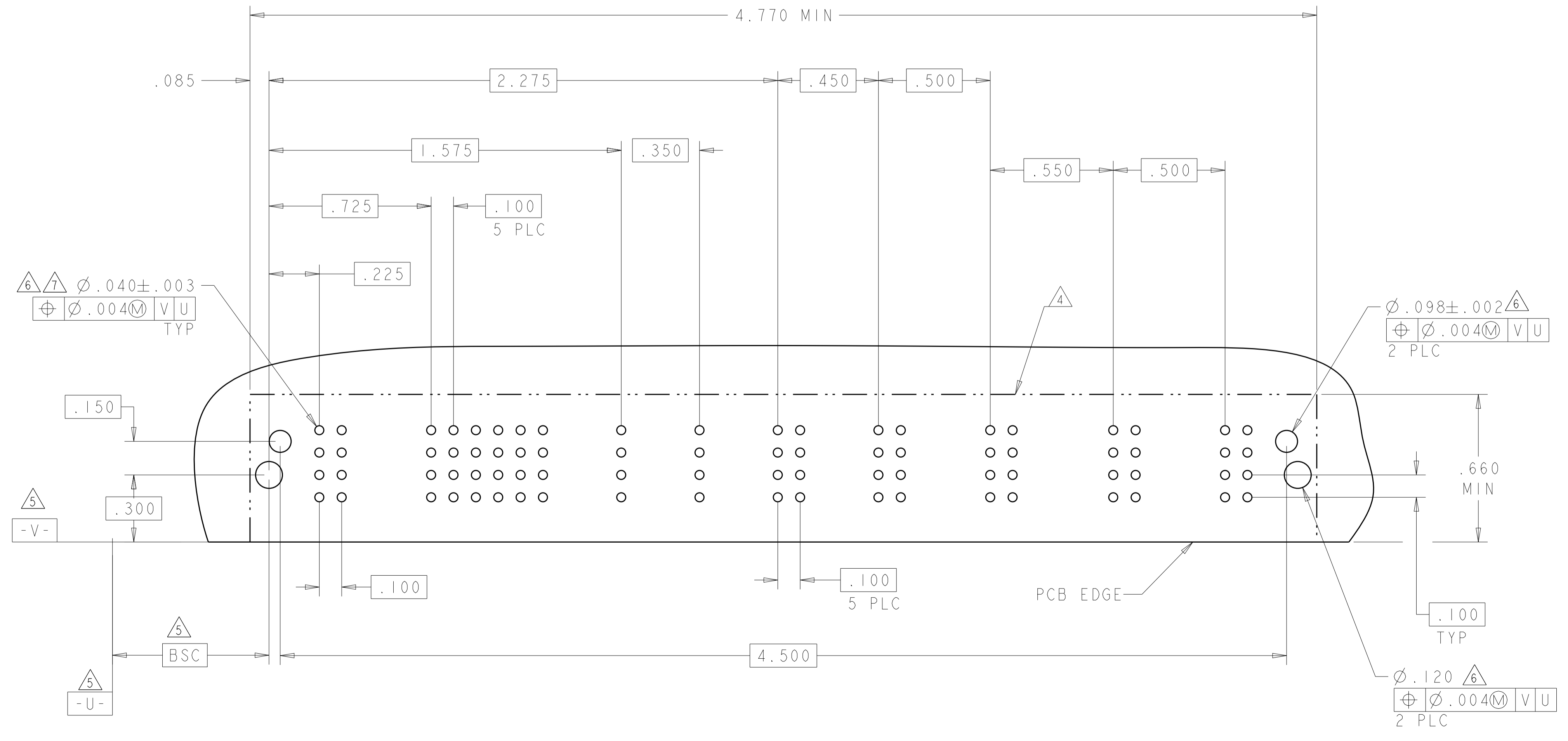
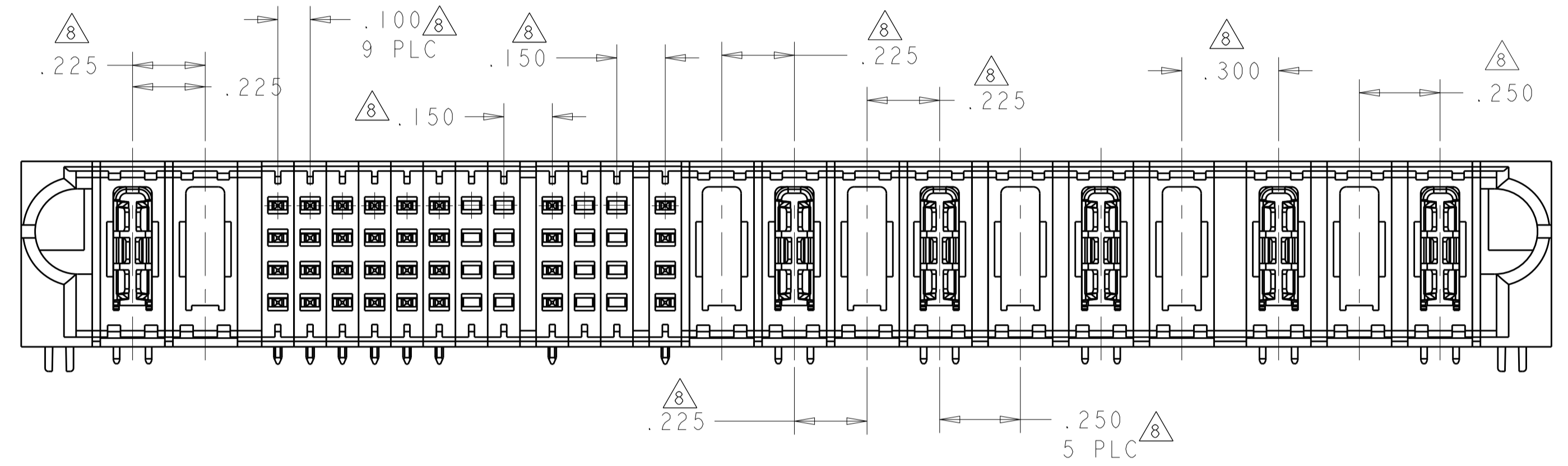


THIS DRAWING IS A CONTROLLED DOCUMENT.		DMN S.ZHAO 10APR2007		TE Connectivity
DIMENSIONS: INCHES		CHK S.ZHAO 10APR2007		NAME RIGHT ANGLE WITH SHORT GUIDES AND LP CONTACTS ASSEMBLY MULTI-BEAM XLE
TOLERANCES UNLESS OTHERWISE SPECIFIED:		APVD S.ZHAO	PRODUCT SPEC 108-2292	
0 PLC ±.01		APPLICATION SPEC 114-13251		
1 PLC ±.01		SIZE CAGE CODE DRAWING NO. A100779C=6450830		
2 PLC ±.01		RESTRICTED TO		
3 PLC ±.005		WEIGHT		
4 PLC ±.0020		SCALE 4:1 SHEET 39 OF 42 REV S2		
ANGLES ±.2°		CUSTOMER DRAWING		

LOC	DIST	REVISIONS					
		P	LTN	DESCRIPTION	DATE	DWN	APVD
ES	00	-	-	SEE SHEET 1	-	-	-

PART NUMBER	ROWS	POWER		SIGNAL												POWER											
		P1	P2	1	2	3	4	5	6	7	8	9	10	11	12	P3	P4	P5	P6	P7	P8	P9	P10	P11	P12		
8-6450830-1	D	TM	HD	E	J	J	J	J	J	J	J	J	J	J	J	J											
	C			F	K	K	K	K	K	K	K	K	K	K	K	K											
	B			G	N	N	N	N	N	N	N	N	N	N	N	N											
	A			H	S	S	S	S	S	S	S	S	S	S	S	S											
2P + 48S + 10P																											

NO CONTACT LOADED  
 NO CONTACTS LOADED  
 NO CONTACTS LOADED  
 NO CONTACTS LOADED



THIS DRAWING IS A CONTROLLED DOCUMENT. DWN: S.ZHAO 10APR2007, CHK: S.ZHAO 10APR2007, APVD: S.ZHAO.

**STE** TE Connectivity

RIGHT ANGLE WITH SHORT GUIDES AND LP CONTACTS ASSEMBLY MULTI-BEAM XLE

PRODUCT SPEC: 108-2292  
 APPLICATION SPEC: 114-13251  
 WEIGHT: -  
 CUSTOMER DRAWING

DIMENSIONS: INCHES. TOLERANCES UNLESS OTHERWISE SPECIFIED: 0 PLC ±, 1 PLC ±.01, 2 PLC ±.01, 3 PLC ±.01, 4 PLC ±.0020, ANGLES ±.7°.

SIZE: A1. CAGE CODE: - DRAWING NO: 6450830. RESTRICTED TO: -

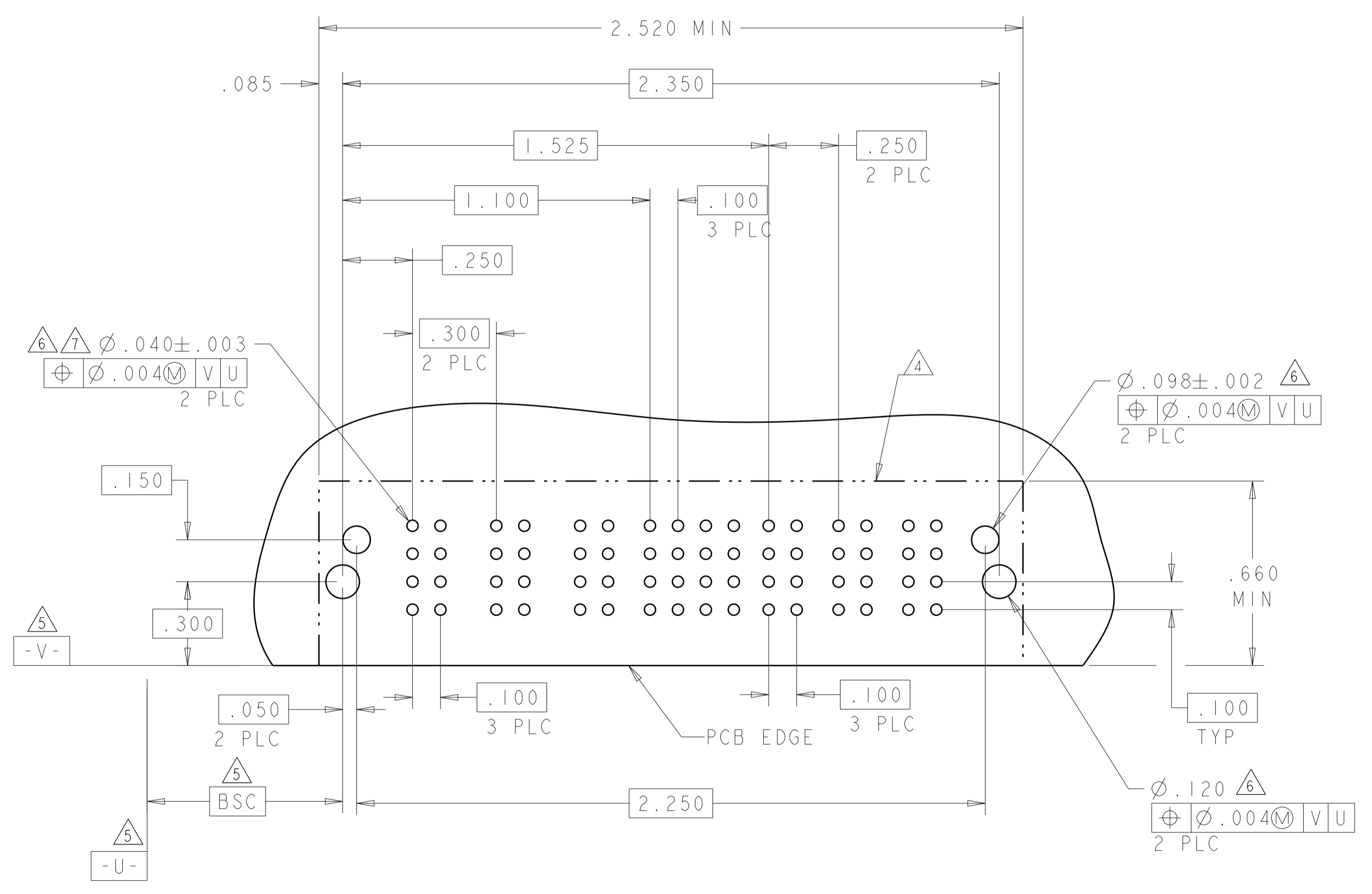
SCALE: 4:1. SHEET: 40 OF 42. REV: S2



LOC	DIST	REVISIONS			
P	LTN	DESCRIPTION	DATE	DWN	APVD
-	-	SEE SHEET 1	-	-	-

PART NUMBER	ROWS	POWER			SIGNAL				POWER		
		P1	P2	P3	1	2	3	4	P4	P5	P6
8-6450830-0	D C B A	TM	TM	TM	J	J	J	J	TM	TM	TM
					K	K	K	K			
					N	N	N	N			
					S	S	S	S			

3ACP + 16S + 3P

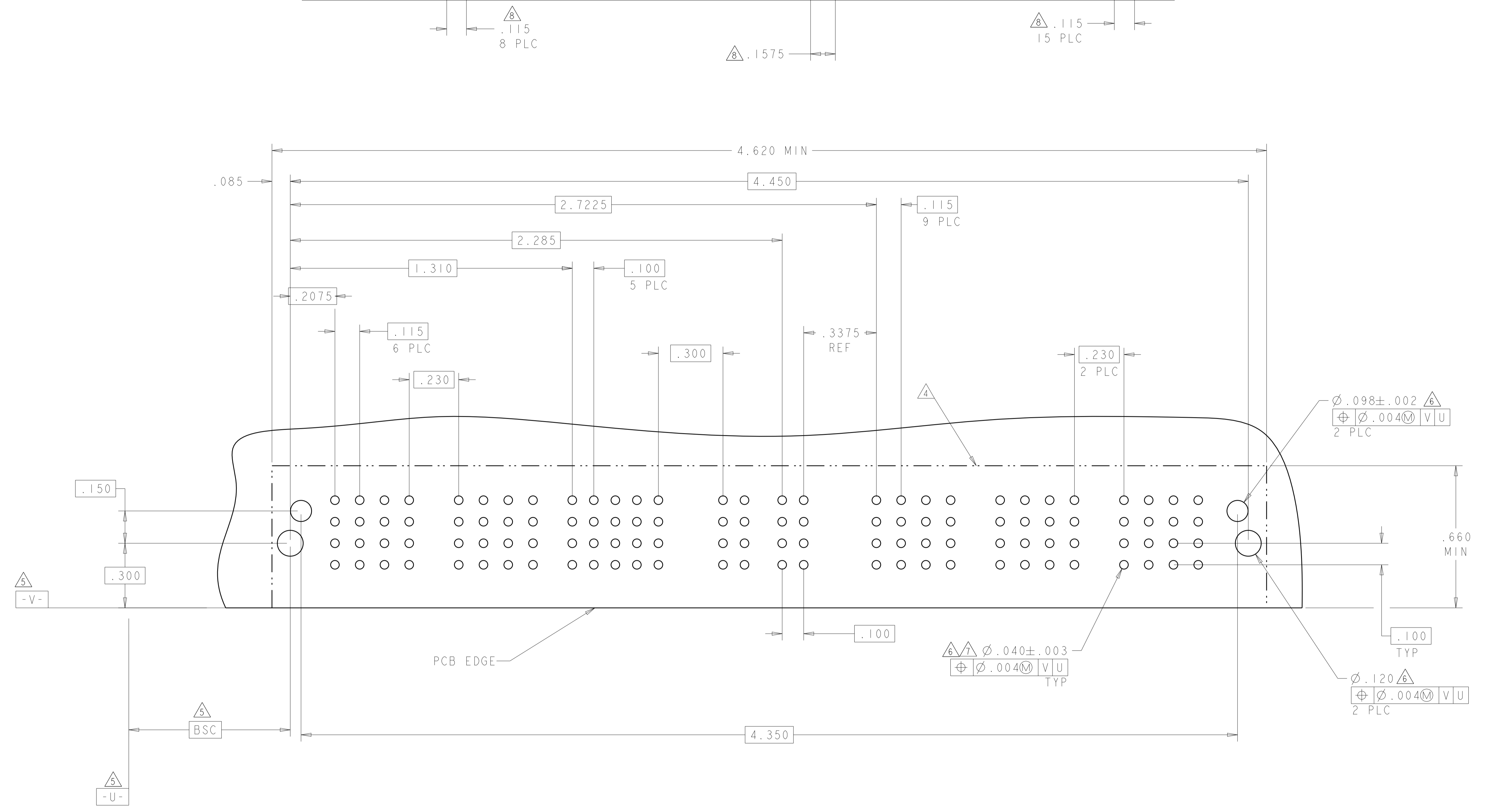


THIS DRAWING IS A CONTROLLED DOCUMENT.		DWN S. ZHAO 10APR2007	 TE Connectivity										
DIMENSIONS: INCHES		CHK S. ZHAO 10APR2007											
TOLERANCES UNLESS OTHERWISE SPECIFIED:		APVD S. ZHAO	NAME RIGHT ANGLE WITH SHORT GUIDES AND LP CONTACTS ASSEMBLY MULTI-BEAM XLE										
<table border="1"> <tr><td>0 PLC</td><td>±</td></tr> <tr><td>1 PLC</td><td>±.01</td></tr> <tr><td>2 PLC</td><td>±.01</td></tr> <tr><td>3 PLC</td><td>±.005</td></tr> <tr><td>4 PLC</td><td>±.0020</td></tr> </table>		0 PLC	±	1 PLC	±.01	2 PLC	±.01	3 PLC	±.005	4 PLC	±.0020	PRODUCT SPEC 108-2292	RESTRICTED TO
0 PLC	±												
1 PLC	±.01												
2 PLC	±.01												
3 PLC	±.005												
4 PLC	±.0020												
MATERIAL		APPLICATION SPEC 114-13251	SIZE A100779										
FINISH		WEIGHT	CAGE CODE 6450830										
CUSTOMER DRAWING		SCALE 4:1	SHEET 41 OF 42										

LOC	DIST	REVISIONS			
ES	00	REV	DATE	BY	APPV
		-	SEE SHEET 1	-	-

PART NUMBER	ROWS	LOW POWER									SIGNAL									POWER	LOW POWER														
		LP1	LP2	LP3	LP4	LP5	LP6	LP7	LP8	LP9	1	2	3	4	5	6	7	8	9		P1	LP10	LP11	LP12	LP13	LP14	LP15	LP16	LP17	LP18	LP19	LP20	LP21	LP22	LP23
8-6450830-2	D										E	E	E	E	E	-	-	E	E	TM	-	-	LML	LML	LML	LML	LML	LML	LML	LML	LML	LML	LML	LML	LML
	C	LM	LM	LM	LMF	-	LMF	LM	LM	LM	F	F	F	F	F	-	-	F	F																
	B										G	G	G	G	G	-	-	G	G																
	A	HD									H	H	H	H	H	-	-	H	H																

- NO CONTACTS LOADED



THIS DRAWING IS A CONTROLLED DOCUMENT.		OWN: S. ZHAO 10APR2007	 TE Connectivity
DIMENSIONS: INCHES		CHK: S. ZHAO 10APR2007	
TOLERANCES UNLESS OTHERWISE SPECIFIED:		APVD: S. ZHAO	NAME: RIGHT ANGLE WITH SHORT GUIDES AND LP CONTACTS ASSEMBLY MULTI-BEAM XLE
0 PLC ±. 1 PLC ±.01 2 PLC ±.01 3 PLC ±.005 4 PLC ±.0020 ANGLES ±.2°		PRODUCT SPEC: 108-2292	SIZE: A100779
MATERIAL: -		APPLICATION SPEC: 114-13251	CAGE CODE: C=6450830
FINISH: -		WEIGHT: -	RESTRICTED TO: -
		CUSTOMER DRAWING	SCALE: 4:1 SHEET 42 OF 42 REV: S2