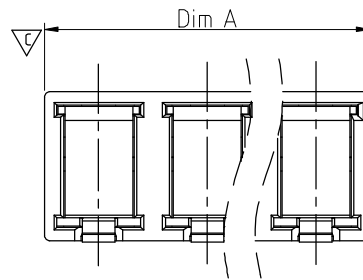
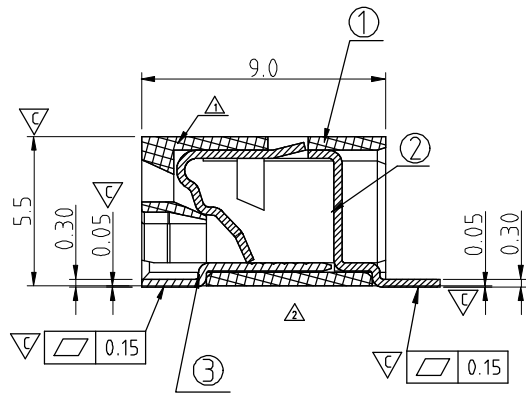
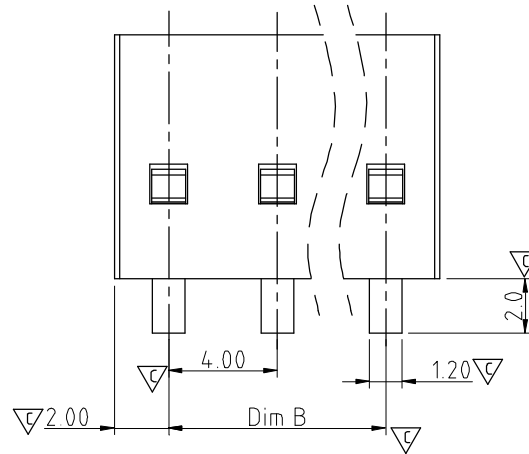


P.C.B. LAYOUT



N=Number of poles

Dim.A	N×4.0
Dim.B	(N-1) × 4.0

POLES	TOLERANCE
2P - 3P	-0.20/+0.20

SIGN	DATE	DESCRIPTION	APPROVER
△	03/27'13	Update the drawing	Jacky
△	08/01'13	Change the view	Jacky
△	12/23'13	Remove the stranded wire	Jacky
△	03/27'15	Update the drawing	Airy min
△	03/27'15	Add the safety certification icon	Airy min

THIS IS CAD DRAWING, DO NOT REVISE MANUALLY!!!

Material:

- Item 1 Terminal housing:LCP (UL94V-0)
- Item 2 Long solder pin: Copper alloy, Matte Tin plated(high temperature)
- Item 3 Short solder pin: Brass Matte Tin plated(high temperature)

△5 Electrical UL /cULus (UL1977Standard)

- Voltage rating: 300VAC 300VAC
- Current rating: 9A 5A

△3 ● Wire range:

- Solid wire(AWG): 18-24
- Tin Dipped Stranded wire(AWG): 18-24
- Wire strip length: 6-7mm
- Withstanding Voltage: 1.6KV
- Operating temperature: -45°C to +130°C
- Reflow soldering temperature: 260°C/10 Sec Max.
- Safety Approval:

- Critical dimension: ∇

NQ xx 2 1 x 0 xxxx G

△ No. OF POLES

- 02: 2 POLES
- 03: 3 POLES

G RoHS compliant (lead<4%)  
In copper Alloy

△ color

- 0 Black (RAL9005)
- 1 Natural color
- 8 Grey

0000: "@ Logo (Standard)  
000A: "ANYTEK" Mark  
Any special item by customer request.  
please contact sales department.

**ANYTEK**

**CUSTOMER COPY**

ALL RIGHTS RESERVED. REPRODUCTION OR ISSUE TO THIRD PARTIES IN ANY FORM WHATSOEVER IS NOT PERMITTED WITHOUT WRITTEN AUTHORITY FROM THE PROPRIETOR. PROPERTY OF ANYTEK TECHNOLOGY CO., LTD

TITLE		NQ 4.0mm Series (SMT)	
PART NO.	NQxx21x0xxxxG	DWG NO.	8NQ0101
APPROVED	CHECKED	DESIGNED	DRAWN
		Airy min 2015/03/27	Airy min 2015/03/27
SHEET: 01/01		CUST NO.	
UNIT: mm		Tolerance	
SCALE: NONE		X. ±0.50	
REV.: C		X.X ±0.30	
		X.XX ±0.10	
		X° ±1°	