

- 1
- 2
- 3
- 4
- 5
- 6
- 7
- 8
- 9
- 10
- 11
- 12
- 13
- 14
- 15
- 16
- 17
- 18

MATERIAL

Phenolic based (PF) Duroplast, black or red colour, glossy finish.

STANDARD EXECUTIONS

- **PLX.**: threaded blind hole.
- **PLX-B**: brass boss, threaded blind hole.
- **PLX-N**: slightly cone-shaped plain blind hole. The elastic coupling, by press-fit assembly on h9 tolerance drawn stock bars, is not affected by vibrations and prevents the handle from slipping off (see Technical data on page A-13).

ASSEMBLY INSTRUCTIONS (PLX-N)

Fit the handle onto slight chamfered shaft end and push as far as possible by hand or by means of a small press. Alternatively it is possible to tap the handle with a plastic or wooden mallet until firmly in place. In this case we strongly recommend to use a cloth or other suitable soft material over the product to avoid any surface damage.



C9 RAL9005
 C61 RAL3002

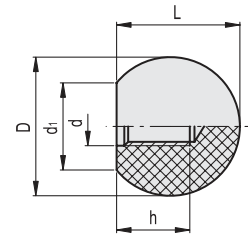
METRIC

PLX-C61

Codice	Descrizione	D	L	d	d1	hmin	⚠
50823	PLX.25-M6-C61	25	22.5	M6	15	16	10
50824	PLX.25-M8-C61	25	22.5	M8	15	16	9
50834	PLX.30-M8-C61	30	28	M8	15	19	19
50855	PLX.35-M10-C61	35	32.5	M10	18	24	29
50865	PLX.40-M10-C61	40	37	M10	22	23	36
50876	PLX.45-M12-C61	45	42.5	M12	22	31	57

Conversion Table
1 mm = 0.039 inch

D	
mm	inch
12	0.47
16	0.63
20	0.79
25	0.98
30	1.18
32	1.26
35	1.38
40	1.57
45	1.77
50	1.97



PLX.

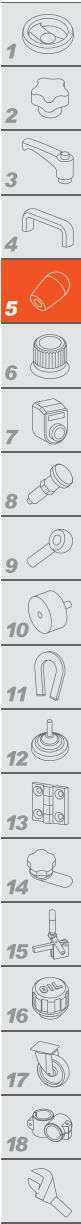
METRIC

Codice	Descrizione	D	L	d	d1	hmin	⚠
50481	PLX.12-M4-C9	12	11	M4	6	8	1
50501	PLX.16-M4-C9	16	15	M4	8	9	3
50502	PLX.16-M5-C9	16	15	M5	8	11	3
50511	PLX.20-M4-C9	20	18	M4	12	13	5
50512	PLX.20-M5-C9	20	18	M5	12	13	5
50513	PLX.20-M6-C9	20	18	M6	12	14	5
50514	PLX.20-M8-C9	20	18	M8	12	15	5
50521	PLX.25-M4-C9	25	22.5	M4	15	16	10
50522	PLX.25-M5-C9	25	22.5	M5	15	16	11
50523	PLX.25-M6-C9	25	22.5	M6	15	16	10
50524	PLX.25-M8-C9	25	22.5	M8	15	17	10
50525	PLX.25-M10-C9	25	22.5	M10	15	17	9
50532	PLX.30-M5-C9	30	28	M5	15	19	20
50533	PLX.30-M6-C9	30	28	M6	15	19	19
50534	PLX.30-M8-C9	30	28	M8	15	19	19
50535	PLX.30-M10-C9	30	28	M10	15	19	18
50543	PLX.32-M6-C9	32	29	M6	18	20	22
50544	PLX.32-M8-C9	32	29	M8	18	20	22
50545	PLX.32-M10-C9	32	29	M10	18	22	20

PLX.

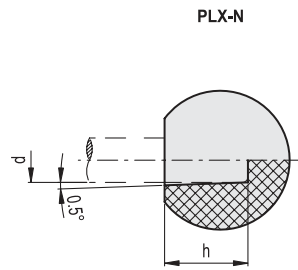
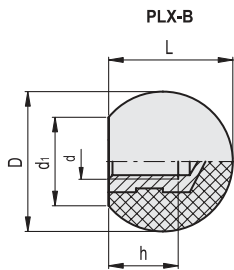
METRIC

Codice	Descrizione	D	L	d	d1	hmin	⚠
50553	PLX.35-M6-C9	35	32.5	M6	18	24	30
50554	PLX.35-M8-C9	35	32.5	M8	18	24	30
50555	PLX.35-M10-C9	35	32.5	M10	18	24	29
50556	PLX.35-M12-C9	35	32.5	M12	18	24	29
50563	PLX.40-M6-C9	40	37	M6	22	18	45
50564	PLX.40-M8-C9	40	37	M8	22	17	45
50565	PLX.40-M10-C9	40	37	M10	22	23	44
50566	PLX.40-M12-C9	40	37	M12	22	26	42
50567	PLX.40-M14-C9	40	37	M14	22	26	41
50568	PLX.40-M16-C9	40	37	M16	22	24	40
50574	PLX.45-M8-C9	45	43	M8	22	31	59
50575	PLX.45-M10-C9	45	43	M10	17	21	63
50576	PLX.45-M12-C9	45	43	M12	17	27	60
50577	PLX.45-M14-C9	45	43	M14	22	31	56
50578	PLX.45-M16-C9	45	43	M16	22	31	55
50584	PLX.50-M8-C9	50	46	M8	29	23	88
50585	PLX.50-M10-C9	50	46	M10	29	23	88
50586	PLX.50-M12-C9	50	46	M12	29	25	86
50587	PLX.50-M14-C9	50	46	M14	27	32	83
50588	PLX.50-M16-C9	50	46	M16	29	30	82



Conversion Table
1 mm = 0.039 inch

D	
mm	inch
12	0.47
16	0.63
20	0.79
25	0.98
30	1.18
32	1.26
35	1.38
40	1.57
45	1.77
50	1.97



PLX-B		METRIC						
Codice	Descrizione	D	L	d	d1	hmin	⚖	
50611	PLX.20 B-M4	20	18	M4	12	10	9	
50612	PLX.20 B-M5	20	18	M5	12	10	9	
50613	PLX.20 B-M6	20	18	M6	12	10	9	
50623	PLX.25 B-M6	25	22.5	M6	15	15	13	
50624	PLX.25 B-M8	25	22.5	M8	15	13	18	
50625	PLX.25 B-M10	25	22.5	M10	15	13	17	
50632	PLX.30 B-M5	30	28	M5	15	10	28	
50633	PLX.30 B-M6	30	28	M6	15	12	27	
50634	PLX.30 B-M8	30	28	M8	15	15	26	
50635	PLX.30 B-M10	30	28	M10	15	18	25	
50644	PLX.32 B-M8	32	29	M8	18	15	22	
50645	PLX.32 B-M10	32	29	M10	18	18	21	
50654	PLX.35 B-M8	35	32.5	M8	18	15	32	
50655	PLX.35 B-M10	35	32.5	M10	18	18	30	
50664	PLX.40 B-M8	40	37	M8	22	18	50	
50665	PLX.40 B-M10	40	37	M10	22	21	53	
50666	PLX.40 B-M12	40	37	M12	22	27	60	
50675	PLX.45 B-M10	45	43	M10	17	21	72	
50676	PLX.45 B-M12	45	43	M12	17	27	83	
50684	PLX.50 B-M8	50	46	M8	27	15	98	
50685	PLX.50 B-M10	50	46	M10	29	21	98	
50686	PLX.50 B-M12	50	46	M12	29	27	107	

PLX-N		METRIC						
Codice	Descrizione	D	L	d	d1	h	⚖	
50702	PLX.16-N4	16	15	4	8	11	3	
50704	PLX.16-N6	16	15	6	8	10	3	
50712	PLX.20-N5	20	18	5	12	15	6	
50713	PLX.20-N6	20	18	6	12	12	6	
50723	PLX.25-N6	25	23	6	15	15	10	
50724	PLX.25-N8	25	23	8	15	15	10	
50734	PLX.30-N8	30	28	8	15	19	14	
50735	PLX.30-N10	30	28	10	15	19	13	
50744	PLX.32-N8	32	29	8	18	17	21	
50745	PLX.32-N10	32	29	10	18	17	21	
50754	PLX.35-N8	35	33	8	19	24	27	
50755	PLX.35-N10	35	33	10	19	24	26	
50765	PLX.40-N10	40	37	10	22	20	43	
50766	PLX.40-N12	40	37	12	22	27	43	
50776	PLX.45-N12	45	43	12	22	28	60	
50777	PLX.45-N14	45	43	14	22	28	58	
50786	PLX.50-N12	50	46	12	26	30	87	
50787	PLX.50-N14	50	46	14	26	30	75	
50788	PLX.50-N16	50	46	16	26	30	82	

Fixed & Revolving handles