

**MODEL:** UJ2-MIBH-4-SMT-TR-67 | **DESCRIPTION:** USB RECEPTACLE

**FEATURES**

- IP67 waterproof
- USB micro B type jack
- USB 2.0
- surface mount
- lock plate



**SPECIFICATIONS**

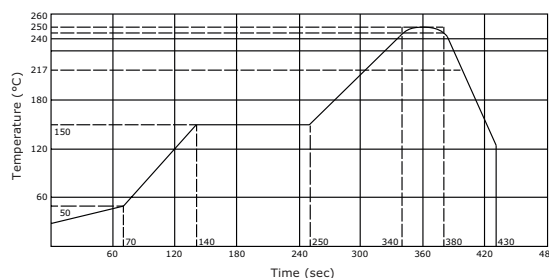
parameter	conditions/description	min	typ	max	units
USB standard	USB 2.0				
rated input voltage				30	Vac
rated input current	pins 1, 5 pins 2, 3, 4			1.8 0.5	A A
contact resistance <sup>1</sup>	between terminals and mating plug			30	mΩ
insulation resistance		100			MΩ
voltage withstand				250	Vac
insertion force				35	N
withdrawal force		8			N
life	at a rate of 500 ± 50 cycles per hour		10,000		cycles
operating temperature		-25		85	°C
flammability rating	UL94V-0				
RoHS	yes				
IP level	IP67				

Note: 1. When measured at 20 mV / 100 mA.  
2. All specifications measured at 10-35°C, humidity at 45-85%, under standard atmospheric pressure, unless otherwise noted.

**SOLDERABILITY**

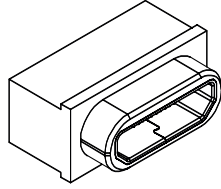
parameter	conditions/description	min	typ	max	units
reel storage	at relative humidity <80%			40	°C
reflow soldering <sup>3</sup>	see reflow profile	245	250	255	°C
drying conditions <sup>4</sup>	parts in reel: bake at 40°C ±5°C for 72 hours parts removed from reel: bake at 40°C ±5°C for 10 hours				

Note: 3. It is recommended to reflow solder within 72 hours from opening vacuum packaging at a temperature <30°C & relative humidity <60%.  
4. When exceeding floor life by >72 hours.

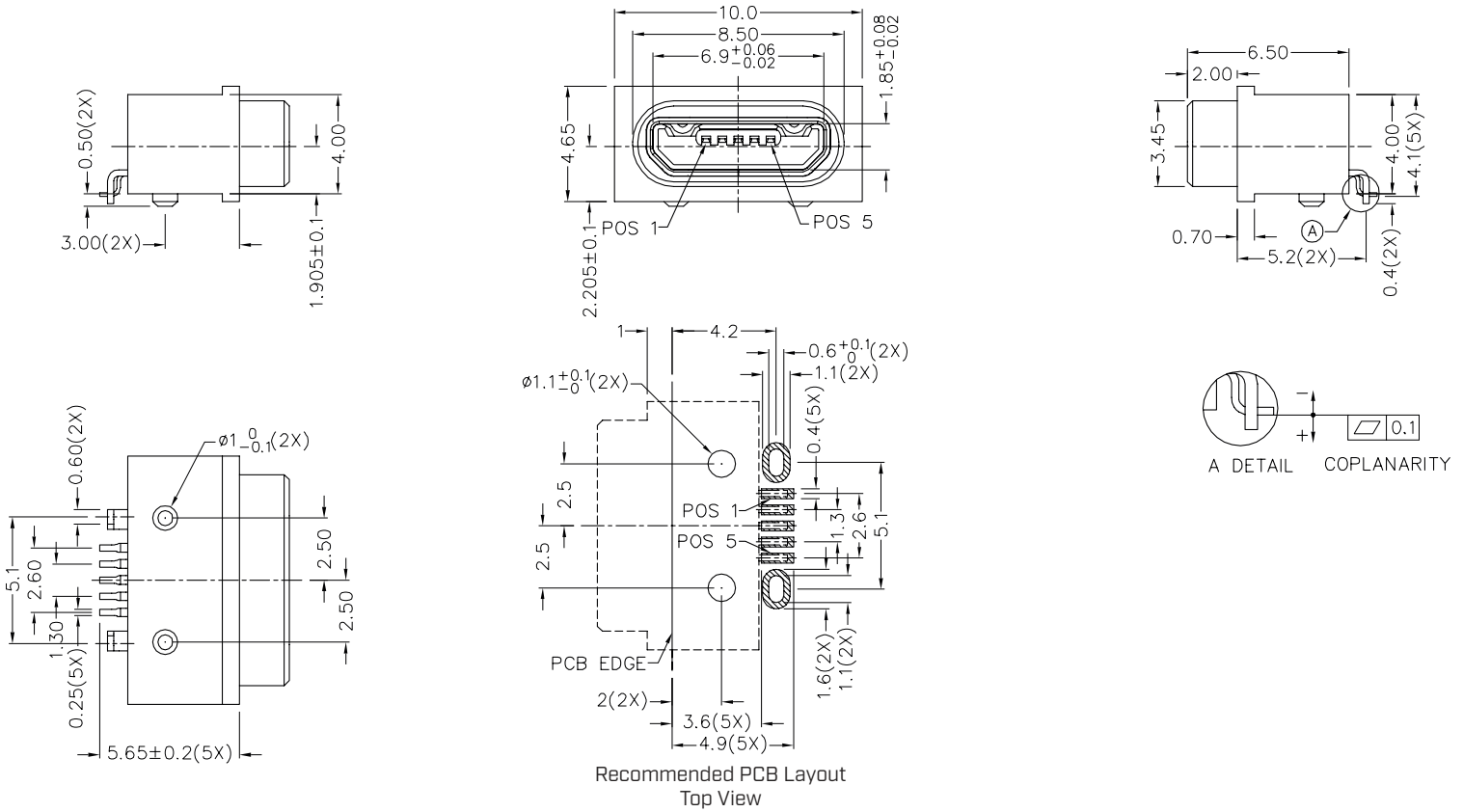


## MECHANICAL DRAWING

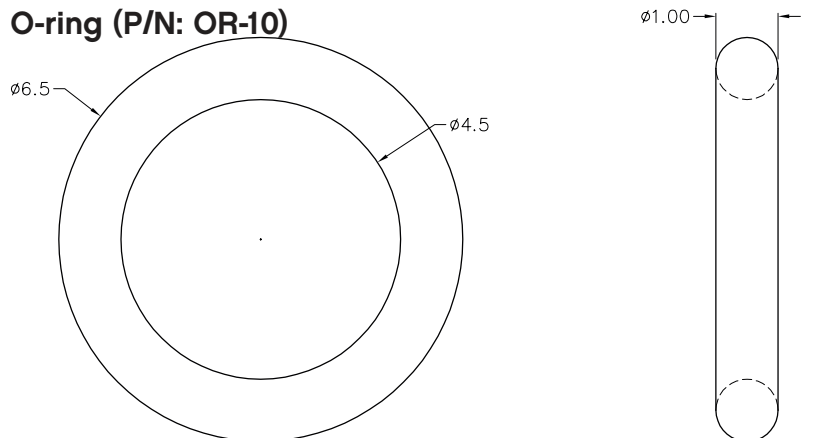
units: mm  
 tolerance:  
 X.X ±0.2 mm  
 X.XX ±0.10 mm  
 X.XXX ±0.050 mm  
 PCB: ±0.05 mm



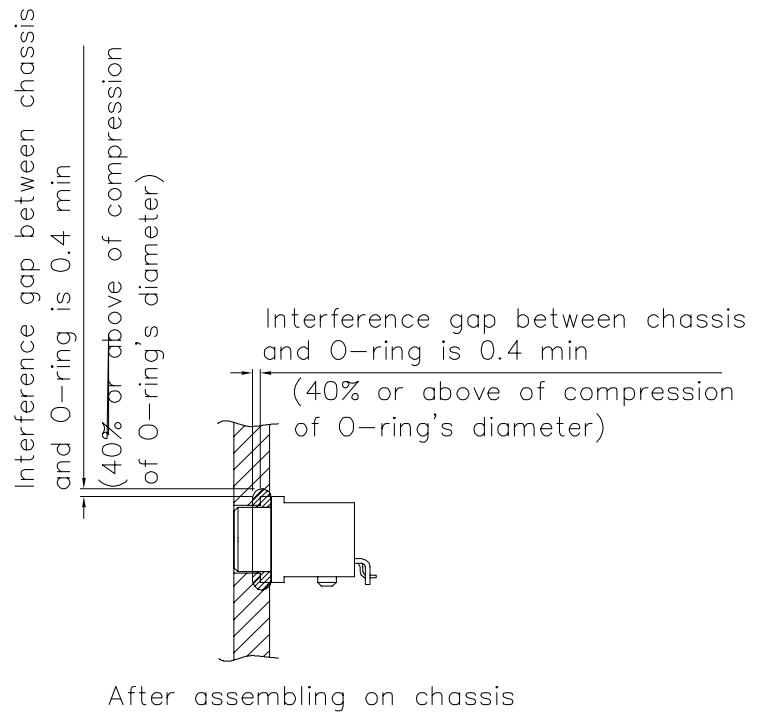
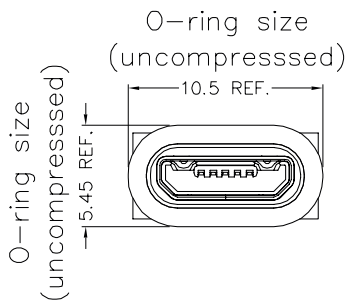
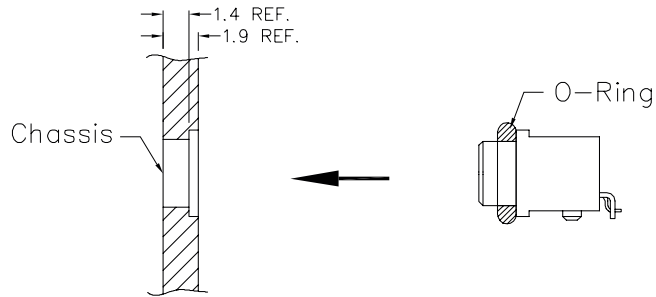
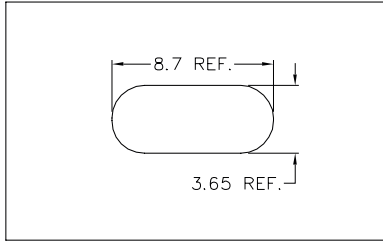
	MATERIAL	PLATING
contact terminals	copper alloy	contact: gold flash over nickel solder: nickel
shell	stainless steel	nickel
insulator	LCP	
housing	PA10T	
o-ring (OR-10)	silicone	



### O-ring (P/N: OR-10)



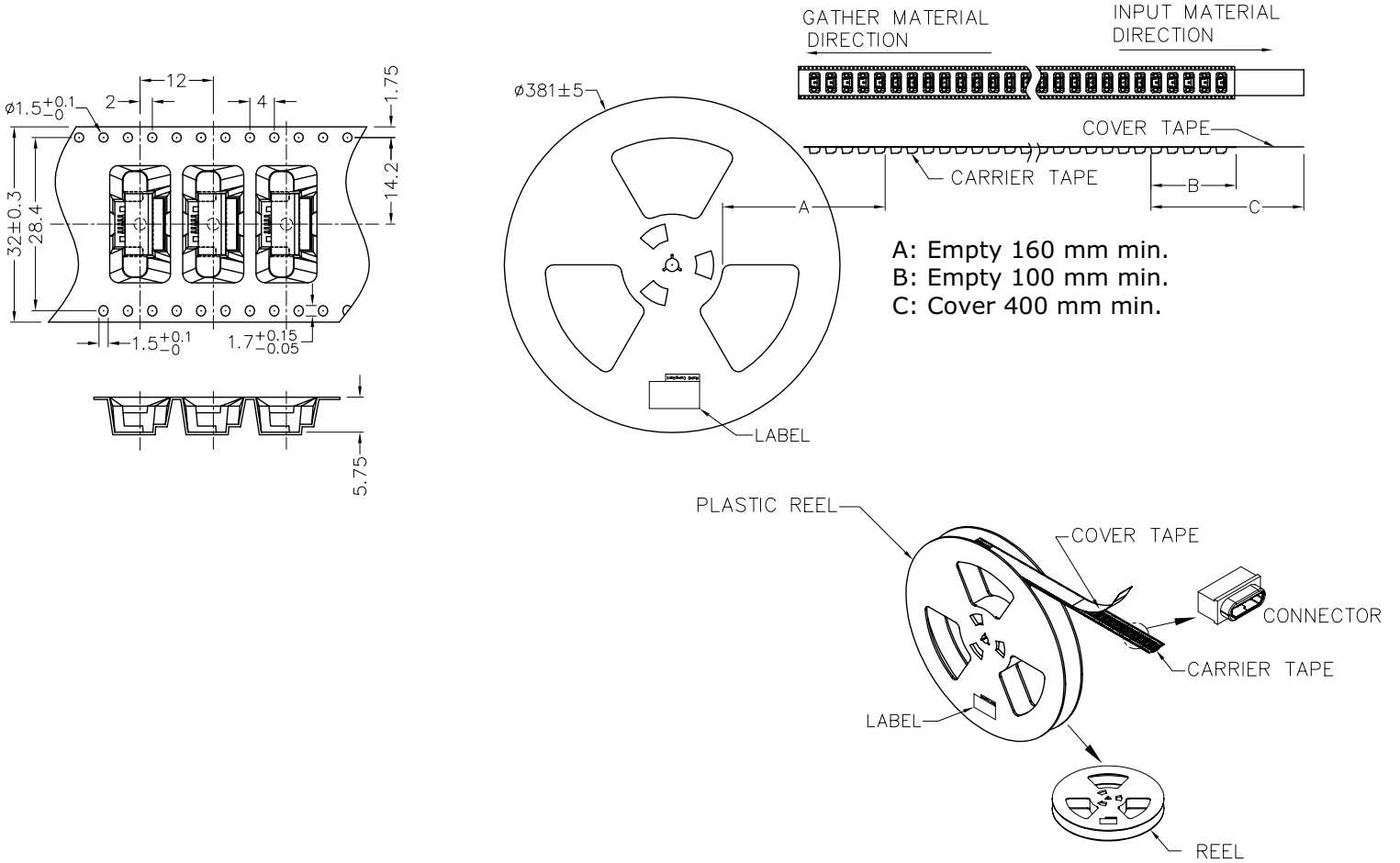
## ASSEMBLY REFERENCE



## PACKAGING

units: mm

Reel Size:  $\varnothing 381$  mm  
 Reel QTY: 1,350 pcs per reel



## REVISION HISTORY

rev.	description	date
1.0	initial release	08/07/2018
1.01	brand update	01/28/2020
1.02	added USB standard, added o-ring p/n	04/19/2022
1.03	logo, datasheet style update	08/05/2022

The revision history provided is for informational purposes only and is believed to be accurate.



CUI Devices offers a one (1) year limited warranty. Complete warranty information is listed on our website.

CUI Devices reserves the right to make changes to the product at any time without notice. Information provided by CUI Devices is believed to be accurate and reliable. However, no responsibility is assumed by CUI Devices for its use, nor for any infringements of patents or other rights of third parties which may result from its use.

CUI Devices products are not authorized or warranted for use as critical components in equipment that requires an extremely high level of reliability. A critical component is any component of a life support device or system whose failure to perform can be reasonably expected to cause the failure of the life support device or system, or to affect its safety or effectiveness.

[cuidevices.com](http://cuidevices.com)