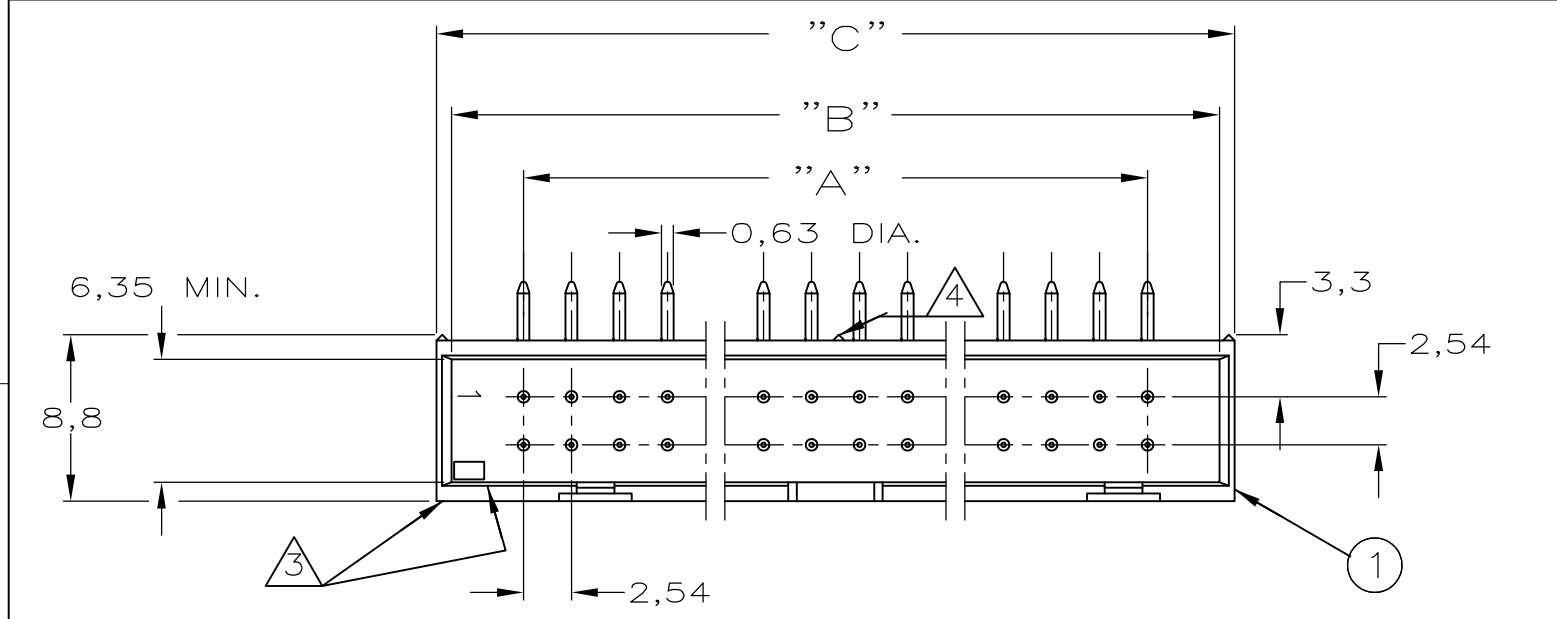
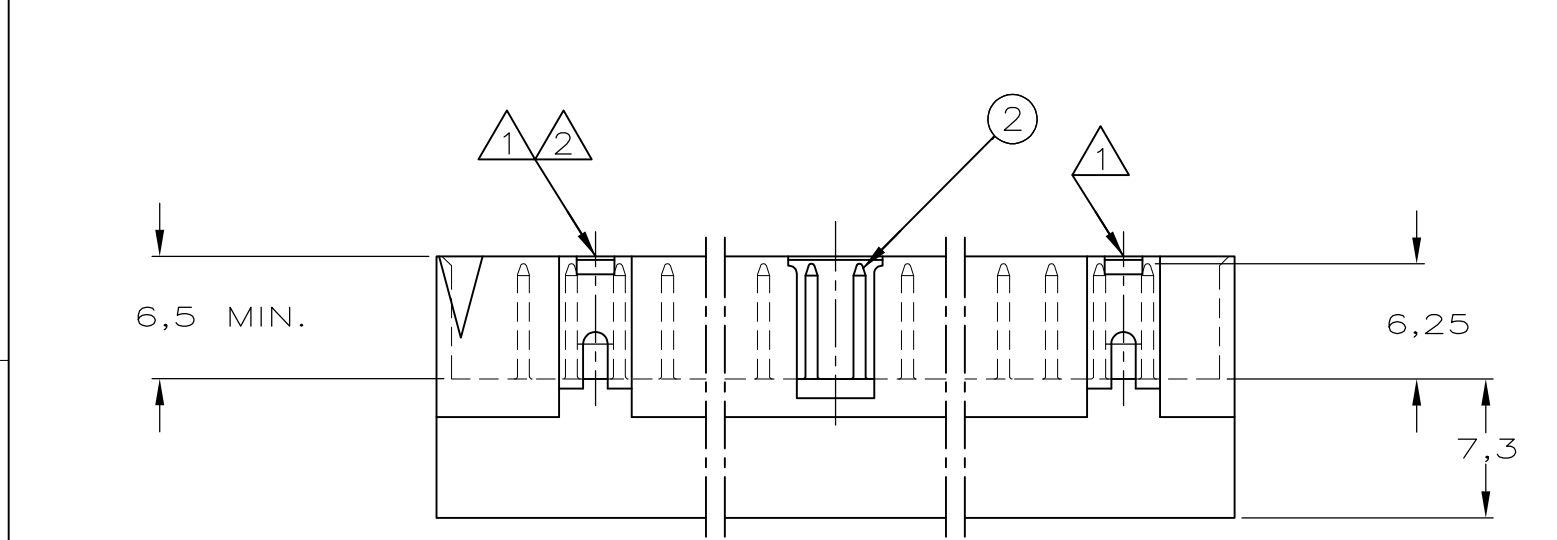


THIS DRAWING IS UNPUBLISHED. RELEASED FOR PUBLICATION
 © COPYRIGHT - By - ALL RIGHTS RESERVED.

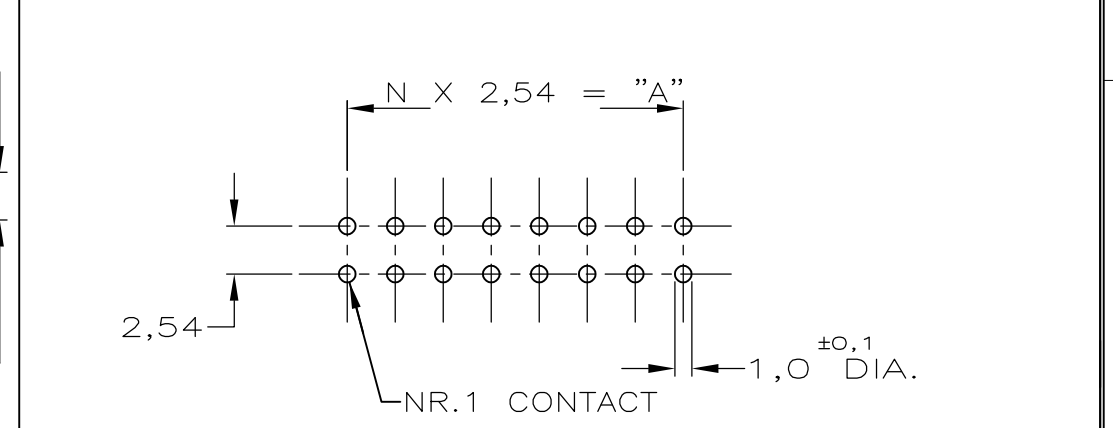
METRIC		LOC A1	DIST -	REVISIONS		
P	LTR	DESCRIPTION	DATE	DWN	APVD	
	C2	REVISED PER ECO-11-005150	21MAR11	RK	HMR	



- NOTES**
- ① SNAP-IN POLARIZERS PN. 927636-2 OR 927637-2 CAN BE APPLIED.
 - ② THERE IS NO WINDOW FOR SNAP-IN POLARIZERS AT THIS END IN 10 AND 14 POS. HEADERS.
 - ③ INDICATION OF FIRST POSITION.
 - ④ THERE IS NO CENTER STAND-OFF IN 10-26 POS. HEADERS.



RECOMMENDED PCB-HOLE PATTERN



② PIN-CONTACT	BRASS	MATING SIDE: 0,8µm AU OR 0,8µm DURAGOLD ®/ OVER 1,27µm NI SOLDER SIDE: MIN. 3,0µm SN OVER 1,27µm NI
① HOUSING	GLASSFILLED POLYESTER	BLACK

DIM."C"	DIM."B"	DIM."A"	NR. OF POSITIONS	PARTNUMBER
87,9	86,4	78,7	64	6-827746-4
82,9	81,3	73,7	60	6-827746-0
70,2	68,6	61,0	50	5-827746-0
62,5	61,0	53,3	44	4-827746-4
57,5	55,9	48,3	40	4-827746-0
49,8	48,3	40,6	34	3-827746-4
44,8	43,2	35,6	30	3-827746-0
39,7	38,1	30,5	26	2-827746-6
37,1	35,6	27,9	24	2-827746-4
32,1	30,5	22,9	20	2-827746-0
27,0	25,4	17,8	16	1-827746-6
24,4	22,9	15,2	14	1-827746-4
19,4	17,8	10,2	10	1-827746-0

THIS DRAWING IS A CONTROLLED DOCUMENT.

DIMENSIONS: mm	TOLERANCES UNLESS OTHERWISE SPECIFIED:	DWN J.v.LIEMPT 29 NOV 93	OBSOLETE TE Connectivity AMP-LATCH HEADER 90DEG VERSION. SHORT END
	0 PLC ± -	CHK R.VERSTIJNEN.	
	1 PLC ± -	APVD L.V.SOEST.	
	2 PLC ± -	PRODUCT SPEC	
	3 PLC ± -	APPLICATION SPEC	SIZE A3
	4 PLC ± -	WEIGHT -	CAGE CODE 00779
	ANGLES ± -	CUSTOMER DRAWING	DRAWING NO C-827746
MATERIAL -	FINISH -	SCALE -	RESTRICTED TO -
		SHEET 1 OF 1	REV C2