

PowerFilm[®]

SOLAR

MADE IN THE USA

Electronic Component Solar Panels

WeatherPro Series

The WeatherPro Series is the perfect choice for permanent outdoor applications that are directly exposed to the elements.

The especially rugged construction of these panels includes a UV-stabilized surface, extra edge seal for weather protection, and tin-coated copper leads that extend from the panel.

Coating the leads with an RTV silicon compound can provide a tightly sealed package.

Looking for a custom Electronic Component Solar Panel? We offer custom sizes, voltages, encapsulations and substrates.

Contact us at www.powerfilmsolar.com to learn more.

P7.2-75F

Electrical Specifications:

Full Sun

Power: 864mW
Operating Voltage: 7.2V
Operating Current: 120mA



1/4 Sun

Power: 194mW
Operating Voltage: 7.2V
Operating Current: 27.0mA

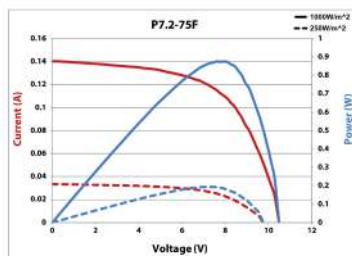
All Levels

Average Voc: 10.5V
Maximum Voc: 11.1V
Isc: 154mA

Physical Specifications:

Dimensions:
283.0 x 99.0 (mm)
11.14 x 3.90 (in)
Weight: 1.10oz / 31.18g

IV Curve




PT15-75

Electrical Specifications:

Full Sun

Power: 770mW
Operating Voltage: 15.4V
Operating Current: 50mA



1/4 Sun

Power: 173mW
Operating Voltage: 15.4V
Operating Current: 11.3mA

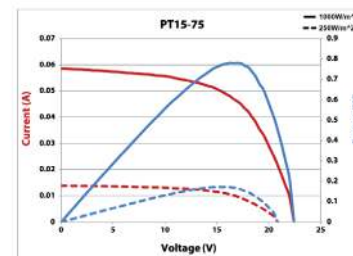
All Levels

Average Voc: 19.0V
Maximum Voc: 22.2V
Isc: 64mA

Physical Specifications:

Dimensions:
283.0 x 99.0 (mm)
11.14 x 3.90 (in)
Weight: 1.10oz / 31.18g

IV Curve



PowerFilm[®]

SOLAR

MADE IN THE USA

P7.2-150F

Electrical Specifications:

Full Sun

Power: 1.73W
 Operating Voltage: 7.2V
 Operating Current: 240mA

1/4 Sun


Power: 389mW
 Operating Voltage: 7.2V
 Operating Current: 54.0mA

All Levels

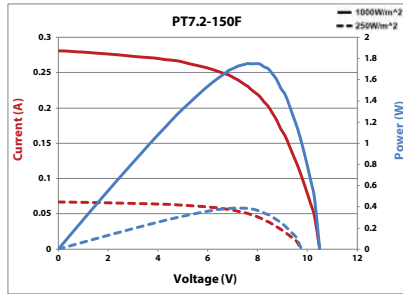
Average Voc: 10.5V
 Maximum Voc: 11.1V
 Isc: 308mA

Physical Specifications:

Dimensions:
 283.0 x 172.0 (mm)
 11.14 x 6.77 (in)
 Weight: 1.90oz / 53.86g



IV Curve



PT15-150

Electrical Specifications:

Full Sun

Power: 1.54W
 Operating Voltage: 15.4V
 Operating Current: 100mA

1/4 Sun


Power: 347mW
 Operating Voltage: 15.4V
 Operating Current: 22.5mA

All Levels

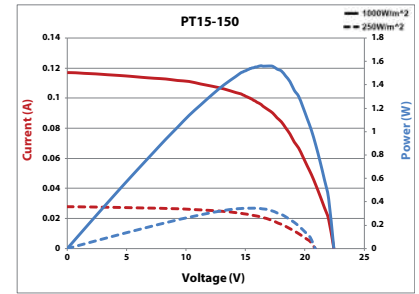
Average Voc: 19.0V
 Maximum Voc: 22.2V
 Isc: 128mA

Physical Specifications:

Dimensions:
 283.0 x 172.0 (mm)
 11.14 x 6.77 (in)
 Weight: 2.00oz / 56.70g



IV Curve



PT15-300

Electrical Specifications:

Full Sun

Power: 3.08W
 Operating Voltage: 15.4V
 Operating Current: 200mA

1/4 Sun

Power: 693mW
 Operating Voltage: 15.4V
 Operating Current: 45.0mA

All Levels

Average Voc: 19.0V
 Maximum Voc: 22.2V
 Isc: 256mA

Physical Specifications:

Dimensions:
 283.0 x 313.0 (mm)
 11.14 x 12.32 (in)
 Weight: 3.30oz / 93.55g



IV Curve

