



molded case switch 3VA5 UL frame 250 max. sh-circ breaking capacity 100kA @ 480V 2-pole, line protection MCS110, In=100A without overload protection self-protection Ii=16 x In without connection

Model	
product brand name	SETRON
product designation	Molded-case circuit breaker
product designation / according to UL file	CFAS
Product version	Molded case switch
design of the load switch / acc. to UL 489 / Heating, Air Conditioning, and Refrigeration circuit breaker (HACR Type)	Yes
design of the overcurrent release	MCS110
protection function of the overcurrent release	I
number of poles	2
General technical data	
Tension assignée d'isolement Ui	800 V
Max. rated operational voltage Ue with AC 50/60Hz	690 V
Max. rated operational voltage Ue with DC	500 V
power loss [W] / maximum	5.8 W
Active power loss / for rated value of the current / at AC / in hot operating state / per pole	2.9 W
mechanical service life (switching cycles) / typical	20 000
Electrical endurance (switching cycles) / at AC-1 / at 380/415 V 50/60 Hz	8 000
electrical endurance (switching cycles) / at 480 V	8 000
electrical endurance (switching cycles) / at 600 V	4 000
Neutral conductors / upgradeable/retrofitable	No
ground-fault monitoring version	Without
product function	
• communication function	No
• other measurement function	No
Current	
marking / acc. to UL 489 / 100%-rated breaker	No
Max. rated operational current of the frame size	250 A
Courant permanent assigné Iu	100 A
operational current	
• at 40 °C	100 A
• at 45 °C	100 A
• at 50 °C	100 A
• at 55 °C	100 A
• at 60 °C	100 A

<ul style="list-style-type: none"> at 65 °C at 70 °C 	100 A 100 A
Switching capacity according to IEC 60947	
design of short-circuit protection	For switching power values in DC networks, see the 3VA molded case circuit breaker device manual; link to be found under Service & Support in the last chapter
Adjustable parameters	
Adjustable response value current / li min.	1 600 A
Adjustable response value current / li max.	1 600 A
Ground fault protection / tripping switchable / I2t=ON/OFF	No
Mechanical Design	
height [in]	7.3 in
Height	185 mm
width [in]	4.1 in
Width	105 mm
depth [in]	3.3 in
depth	83 mm
Connections	
arrangement of electrical connectors / for main current circuit	Without connection
type of electrical connection / for main current circuit	Without
Auxiliary circuit	
number of CO contacts / for auxiliary contacts	0
Accessories	
product extension / optional / motor drive	Yes
Environmental conditions	
protection class IP / on the front	IP40
ambient temperature	
<ul style="list-style-type: none"> during operation / minimum during operation / maximum during storage / minimum during storage / maximum 	-25 °C 70 °C -40 °C 80 °C
Certificates	
reference code / acc. to IEC 81346-2	Q
certificate of suitability / as approval for NAVAL (no combat vessels) / supplement SB	No
General Product Approval	



[Miscellaneous](#)



EMC	Declaration of Conformity	Shipping Approval	other
-----	---------------------------	-------------------	-------



[Miscellaneous](#)

Further information

Information- and Downloadcenter (Catalogs, Brochures,...)

<http://www.siemens.com/lowvoltage/catalogs>

Industry Mall (Online ordering system)

<https://mall.industry.siemens.com/mall/en/en/Catalog/product?mfb=3VA5210-1BB61-0AA0>

Service&Support (Manuals, Certificates, Characteristics, FAQs,...)

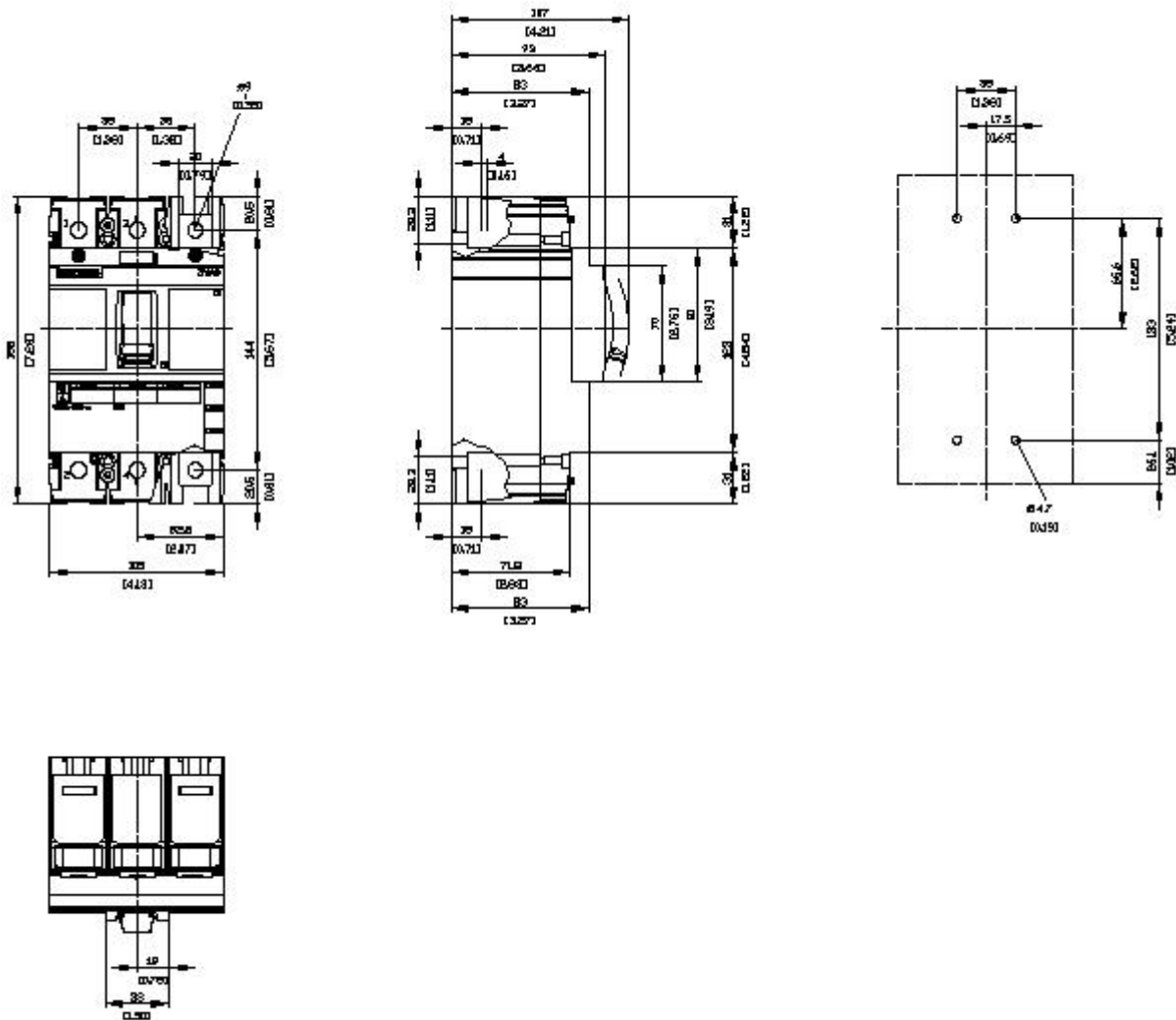
<https://support.industry.siemens.com/cs/ww/en/ps/3VA5210-1BB61-0AA0>

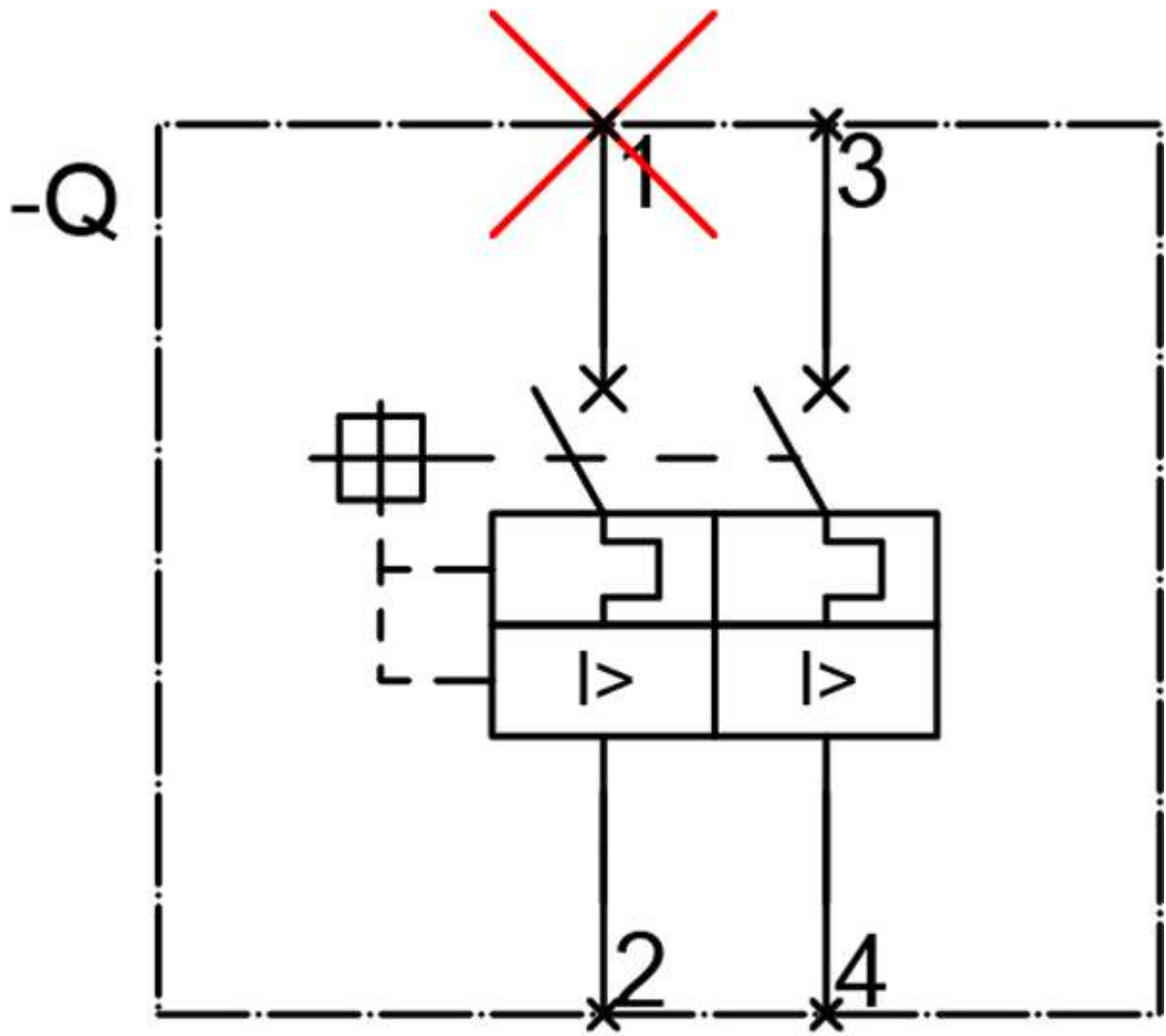
Image database (product images, 2D dimension drawings, 3D models, device circuit diagrams, ...)

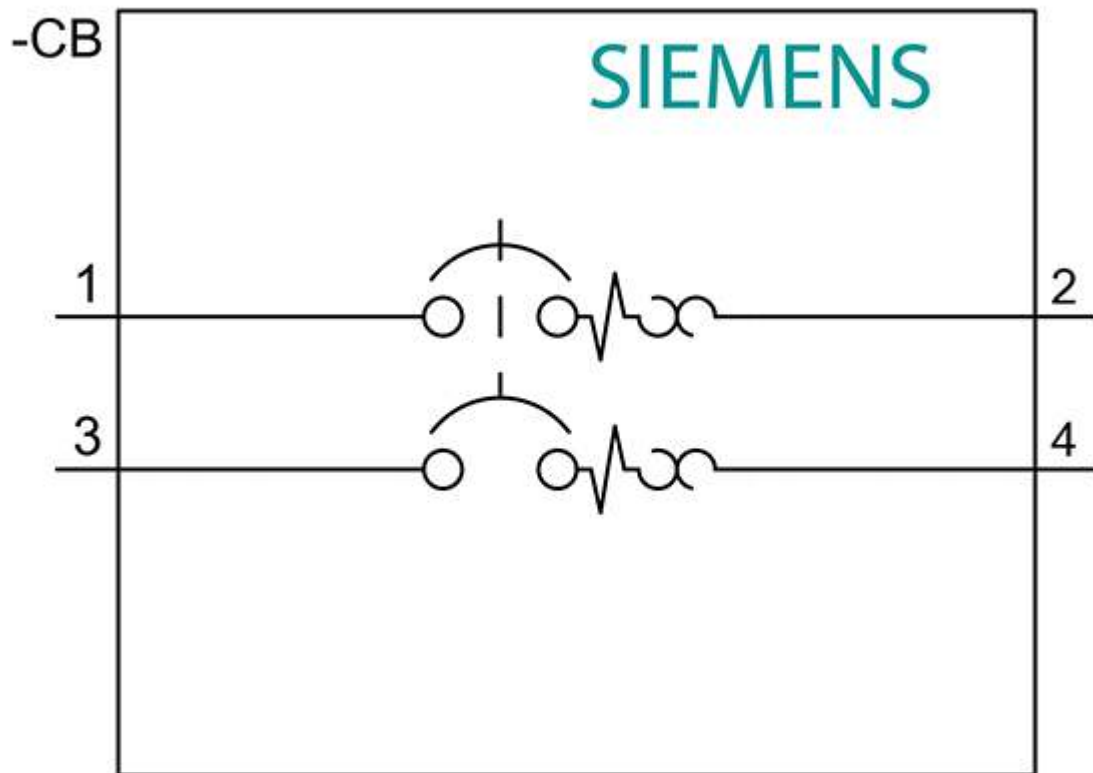
http://www.automation.siemens.com/bilddb/cax_en.aspx?mlfb=3VA5210-1BB61-0AA0

Tender specifications

<http://www.siemens.com/specifications>







last modified:

12/20/2020 