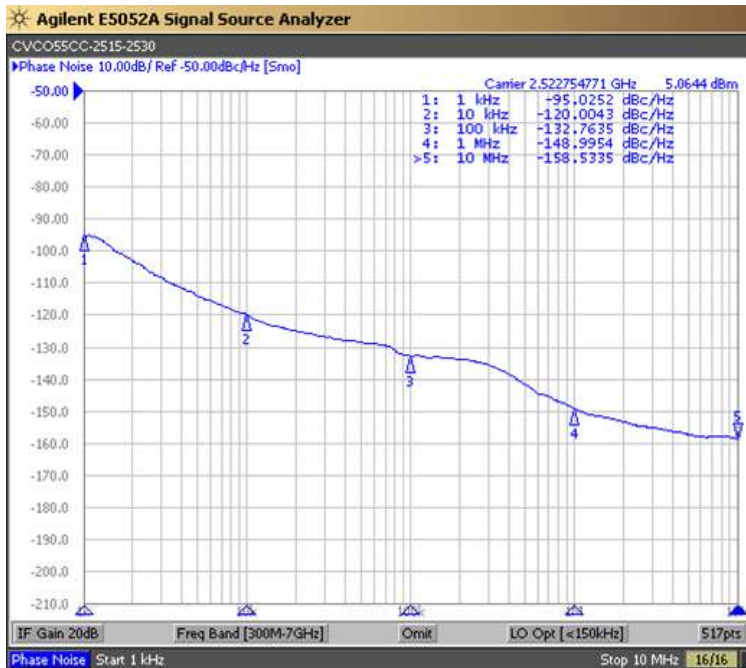


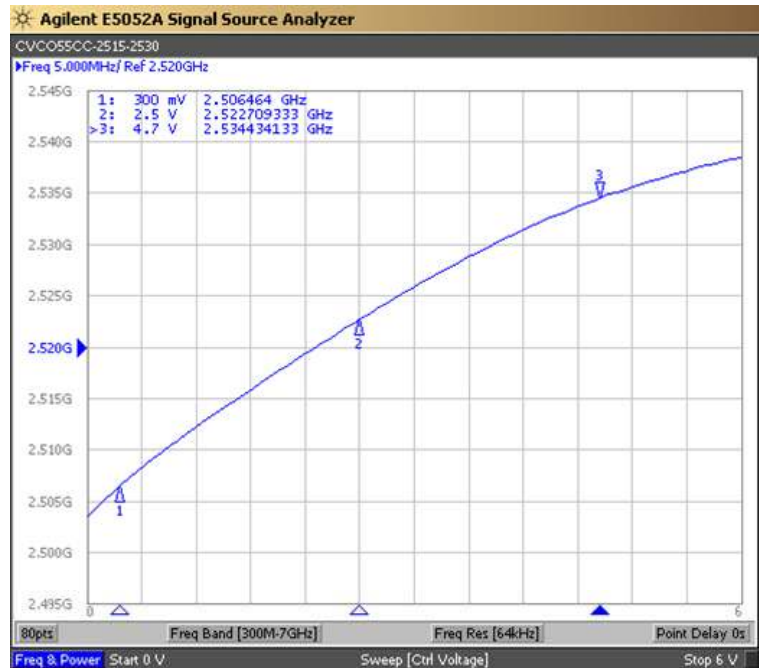


PERFORMANCE SPECIFICATION	MIN	TYP	MAX	UNITS
Lower Frequency:			2515	MHz
Upper Frequency:	2530			MHz
Tuning Voltage:	0.3		4.7	VDC
Supply Voltage:	4.75	5.0	5.25	VDC
Output Power:	+2.0	+4.5	+7.0	dBm
Supply Current:			40	mA
Harmonic Suppression (2 <sup>nd</sup> Harmonic)		-25		dBc
Pushing:		0.2	0.5	MHz/V
Pulling, all Phases:		1.0	1.5	MHz pk-pk
Tuning Sensitivity:		8		MHz/V
Phase Noise @ 10kHz offset:		-115	-112	dBc/Hz
Phase Noise @ 100kHz offset:		-135	-132	dBc/Hz
Load Impedance:		50		$\Omega$
Input Capacitance:			15	pF
Operating Temperature Range:	-30		+70	$^{\circ}$ C
Storage Temperature Range:	-45		+90	$^{\circ}$ C

Phase Noise (1 Hz BW, Typical)



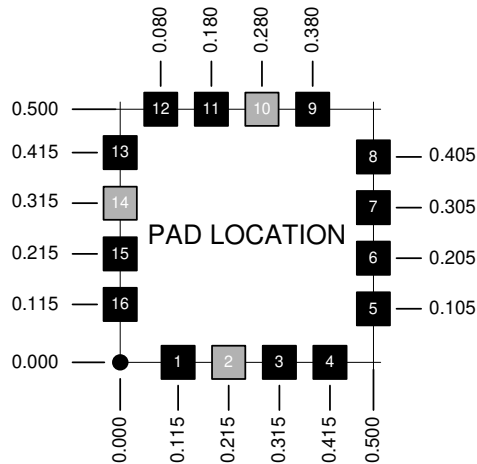
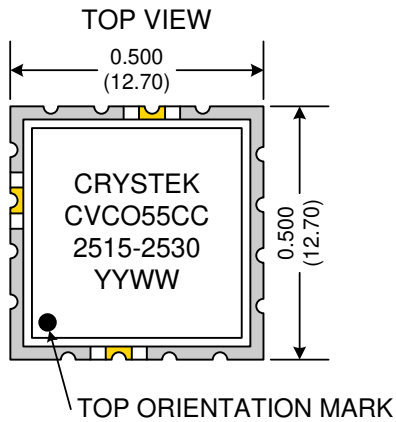
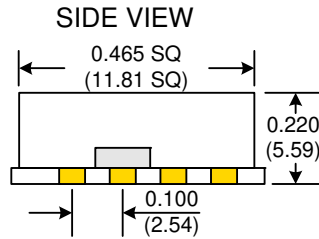
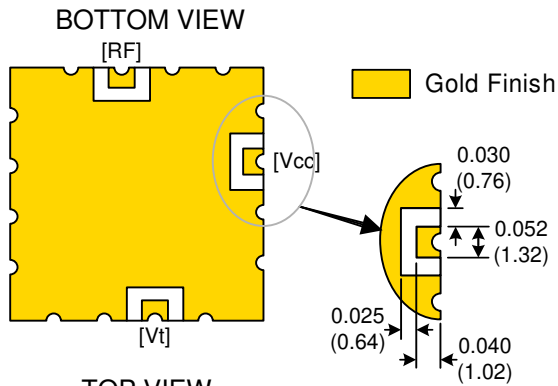
Tuning Curve (Typical)



**Product Control:**

Crystek Part Number:	CVCO55CC-2515-2530	Release Date:	10-Jul-2014
Revision Level:	E	Responsible:	C. Vales





Pad	Connection
2	Vt
10	RF-OUTPUT
14	Vcc
Others	GROUND

- Unless otherwise specified, Dimensions are in:  $\frac{IN}{(mm)}$
- Pad Location Dimensions are in: Inches

**TAPE AND REEL**



Drawing not to scale

**Product Control:**

Crystek Part Number:	CVCO55CC-2515-2530	Release Date:	10-Jul-2014
Revision Level:	E	Responsible:	C. Vales

Specification is subject to change without notice

Page 2 of 2