


3M™ Pak 50 Low Profile Socket

.050" Vertical Stacking with and without Flanges

P50L Series



- Low profile offers mating heights between 0.276" - 0.472" (7-12 mm) for board stacking applications
- High temperature insulator compatible with IR and wave soldering
- Guide posts for easy mating/unmating
- Retention clips stabilize connector to the board during wave soldering

Date Modified: March 30, 2003

TS-2054-01
Sheet 1 of 3

Physical

Insulation
Material: Glass filled PPS
Flammability: UL 94V-0
Color: Brown
Alignment Plate: Glass filled Nylon (Brown)
Contact
Material: Phosphor Bronze
Plating
Underplating: Nickel
Wiping Area: See Ordering Information
Solder Tails: Tin Alloy over Nickel

Electrical

Current Rating: 0.5 A
Insulation Resistance: 10^3 M Ω min. at 500 VDC
Withstanding Voltage 650 VAC for 1 minute

Environmental

Temperature Rating: -55°C to +85°C

UL File No.: E68080

3M
Interconnect Solutions
<http://www.3M.com/interconnects/>

3M is a trademark of 3M Company.
For technical, sales or ordering information call
800-225-5373

3M™ Pak 50 Low Profile Socket

.050" Vertical Stacking with and without Flanges

P50L Series

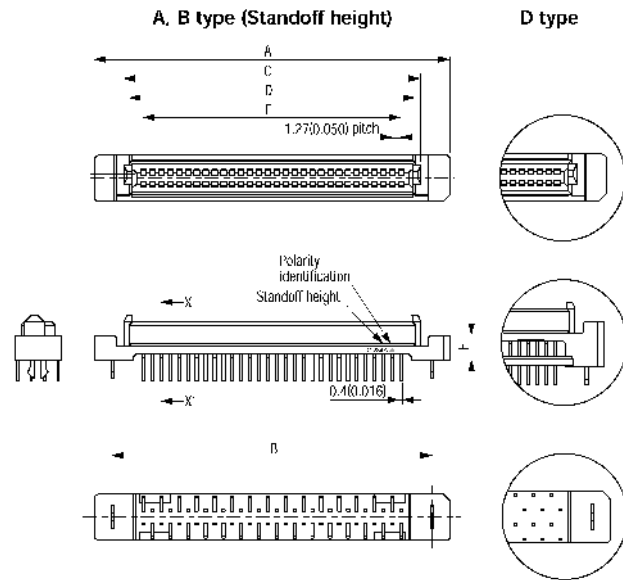
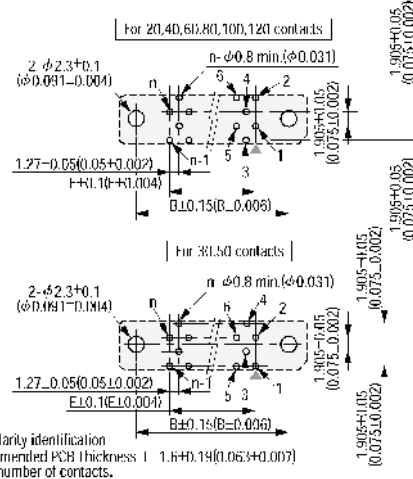
Socket with Flanges and Retention Clips

Product Table / Dimensions

Contact Quantity	A	B	C	D	E
20	25.43	20.32	17.03	15.43	11.43
	[1.001]	[0.800]	[0.670]	[0.607]	[0.450]
30	31.78	26.67	23.38	21.78	17.78
	[1.251]	[1.050]	[0.920]	[0.857]	[0.700]
40	38.13	33.02	29.73	28.13	24.13
	[1.501]	[1.300]	[1.170]	[1.107]	[0.950]
50	44.48	39.37	36.08	34.48	30.48
	[1.751]	[1.550]	[1.420]	[1.357]	[1.200]
60	50.83	45.72	42.43	40.83	36.83
	[2.001]	[1.800]	[1.670]	[1.607]	[1.450]
80	63.53	58.42	55.13	53.53	49.53
	[2.501]	[2.300]	[2.170]	[2.107]	[1.950]
100	76.23	71.12	67.83	66.23	62.23
	[3.001]	[2.800]	[2.670]	[2.607]	[2.450]
120	88.93	83.82	80.53	78.93	74.93
	[3.501]	[3.300]	[3.170]	[3.107]	[2.950]

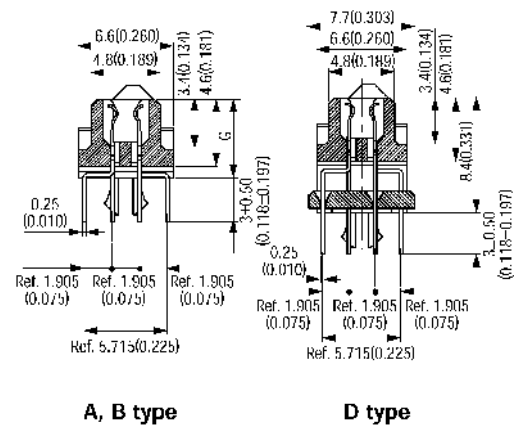
Type	F	G
A	3.50	5.40
	[0.138]	[0.213]
B	4.50	6.40
	[0.177]	[0.252]
D	6.50	NA
	[0.256]	NA

Printed Circuit Board Layout (Component Side View)



Note:
Plugs/Sockets with flanges and retention clips are not interchangeable with plugs/sockets without flanges and retention clips

X-X Cross Section



Ordering Information

P5XL - XXXS - X - XXX

0 = With Flanges and Retention Clips
1 = Without Flanges and Retention Clips

Contact Quantity
See Table

A = Type A
B = Type B
D = Type D

Plating Options:
TGF = 2 μm [0.05 μm] min. Gold
TG = 10 μm [0.25 μm] min. Gold

TS-2054-01
Sheet 2 of 3

3M™ Pak 50 Low Profile Socket

.050" Vertical Stacking with and without Flanges

P50L Series

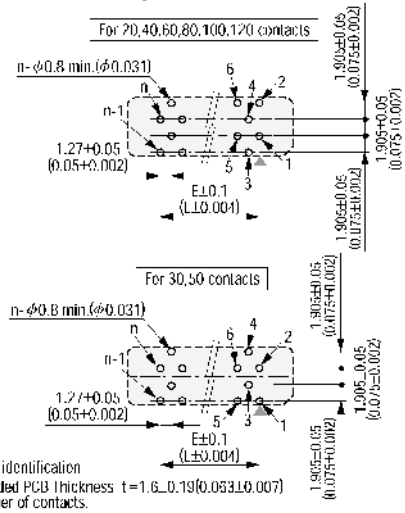
Socket without Flanges and Retention Clips

Product Table / Dimensions

Contact Quantity	A	B	C	D	E
20	18.83	17.03	14.53	13.43	11.43
	[0.741]	[0.670]	[0.572]	[0.529]	[0.450]
30	25.18	23.38	20.88	19.78	17.78
	[0.991]	[0.920]	[0.822]	[0.779]	[0.700]
40	31.53	29.73	27.23	26.13	24.13
	[1.241]	[1.170]	[1.072]	[1.029]	[0.950]
50	37.88	36.08	33.58	32.48	30.48
	[1.491]	[1.420]	[1.322]	[1.279]	[1.200]
60	44.23	42.43	39.93	38.83	36.83
	[1.741]	[1.670]	[1.572]	[1.529]	[1.450]
80	56.93	55.13	52.63	51.53	49.53
	[2.241]	[2.170]	[2.072]	[2.029]	[1.950]
100	69.63	67.83	65.33	64.23	62.23
	[2.741]	[2.670]	[2.572]	[2.529]	[2.450]
120	82.33	80.53	78.03	76.93	74.93
	[3.241]	[3.170]	[3.072]	[3.029]	[2.950]

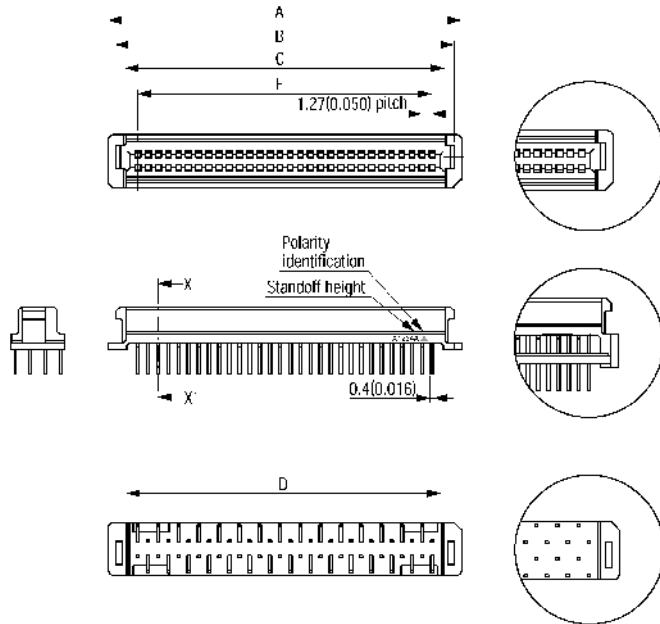
Type	F
A	5.40
	[0.213]
B	6.40
	[0.252]

Printed Circuit Board Layout (Component Side View)

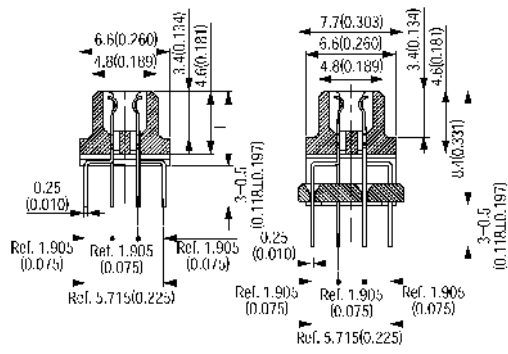


A, B type (Standoff height)

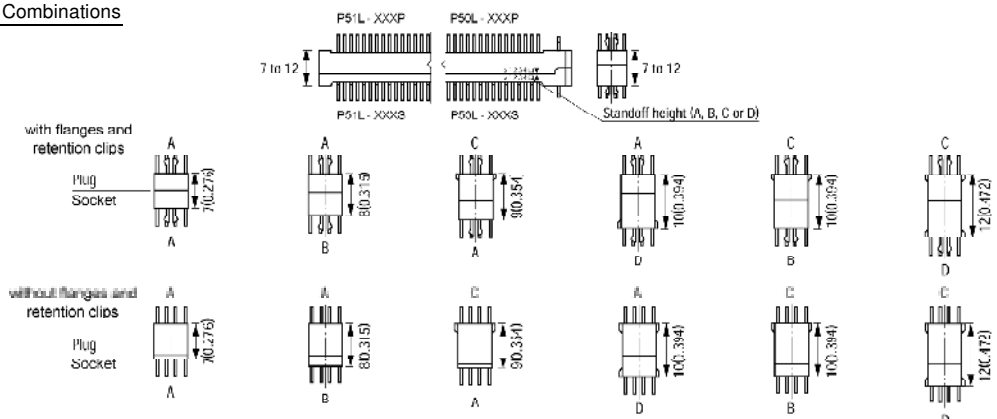
D type



X-X' Cross Section



Stacked Mating Combinations



TS-2054-01
Sheet 3 of 3

Important Notice

All statements, technical information, and recommendations related to 3M's products are based on information believed to be reliable, but the accuracy or completeness is not guaranteed. Before using this product, you must evaluate it and determine if it is suitable for your intended application. You assume all risks and liability associated with such use. Any statements related to the product which are not contained in 3M's current publications, or any contrary statements contained on your purchase order shall have no force or effect unless expressly agreed upon, in writing, by an authorized officer of 3M.



Electronic and Interconnect Solutions Division

6801 River Place Blvd.
Austin, TX 78726-9000
www.3M.com/eisd

Warranty; Limited Remedy; Limited Liability.

This product will be free from defects in material and manufacture for a period of 1 year from the date of purchase. **3M MAKES NO OTHER WARRANTIES INCLUDING, BUT NOT LIMITED TO, ANY IMPLIED WARRANTY OF MERCHANTABILITY OR FITNESS FOR A PARTICULAR PURPOSE.** If this product is defective within the warranty period stated above, your exclusive remedy shall be, at 3M's option, to replace or repair the 3M product or refund the purchase price of the 3M product. **Except where prohibited by law, 3M will not be liable for any loss or damage arising from this 3M product, whether direct, indirect, special, incidental or consequential regardless of the legal theory asserted.**