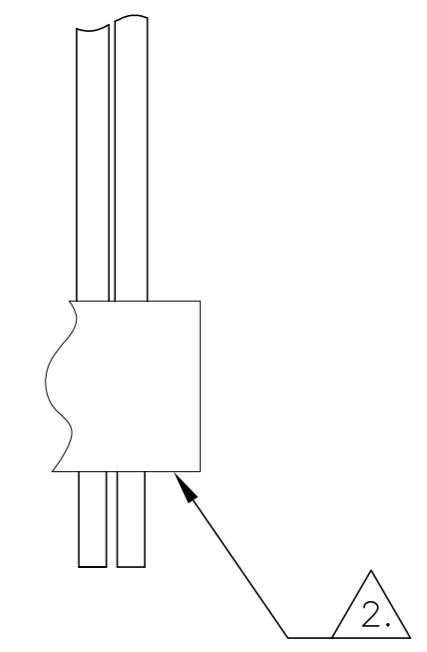
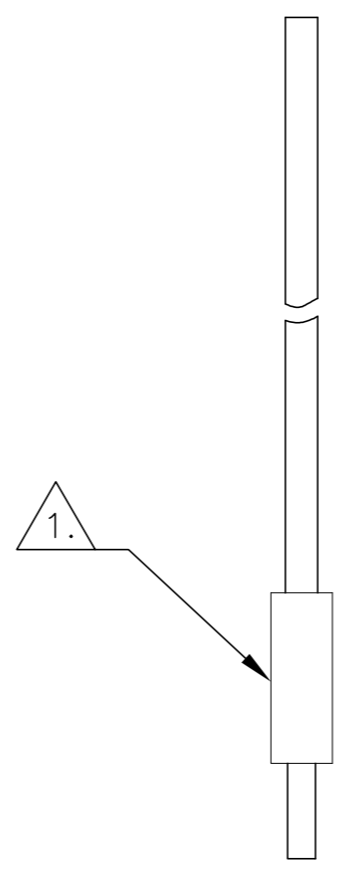
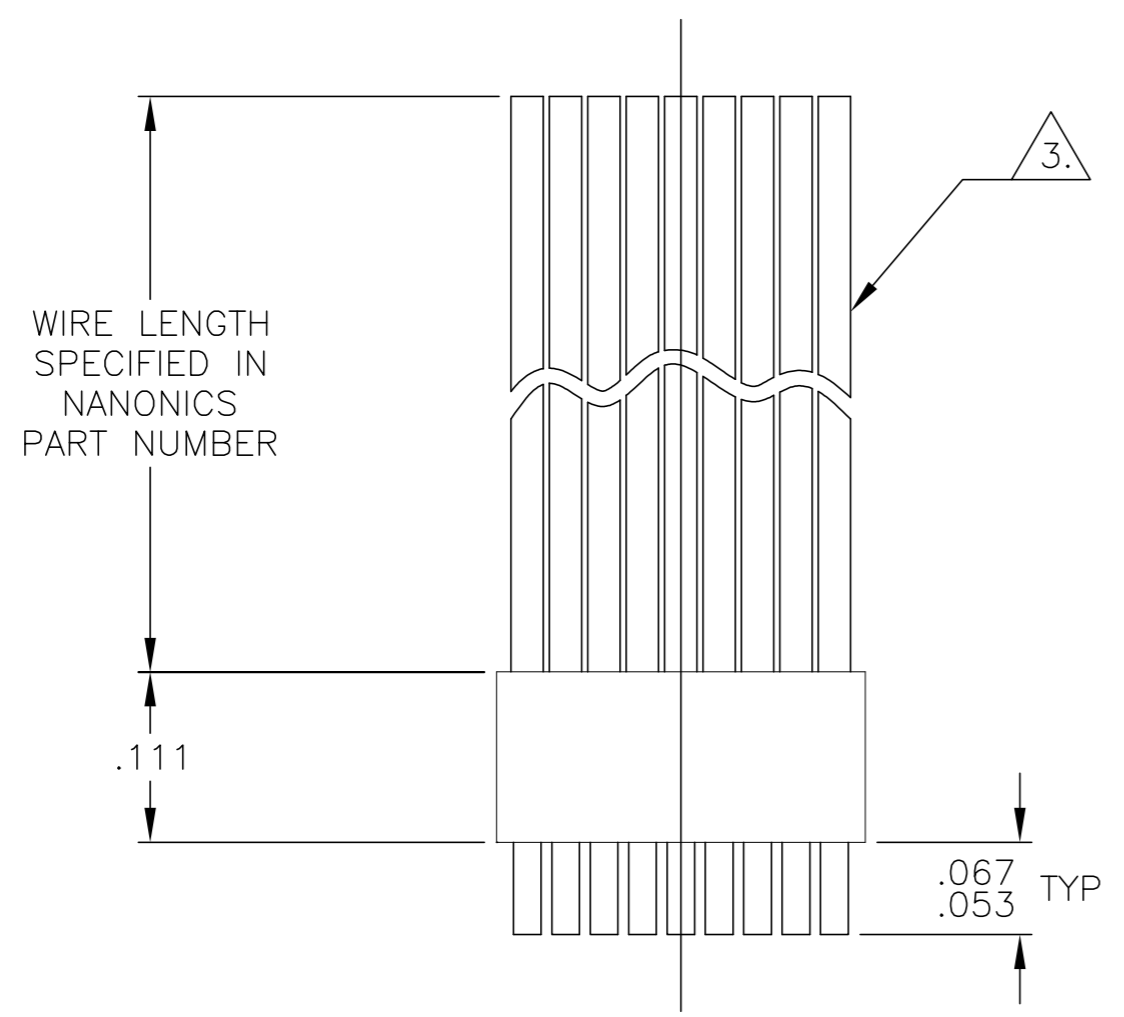


THIS DRAWING IS UNPUBLISHED. RELEASED FOR PUBLICATION  
 © COPYRIGHT - By - ALL RIGHTS RESERVED.

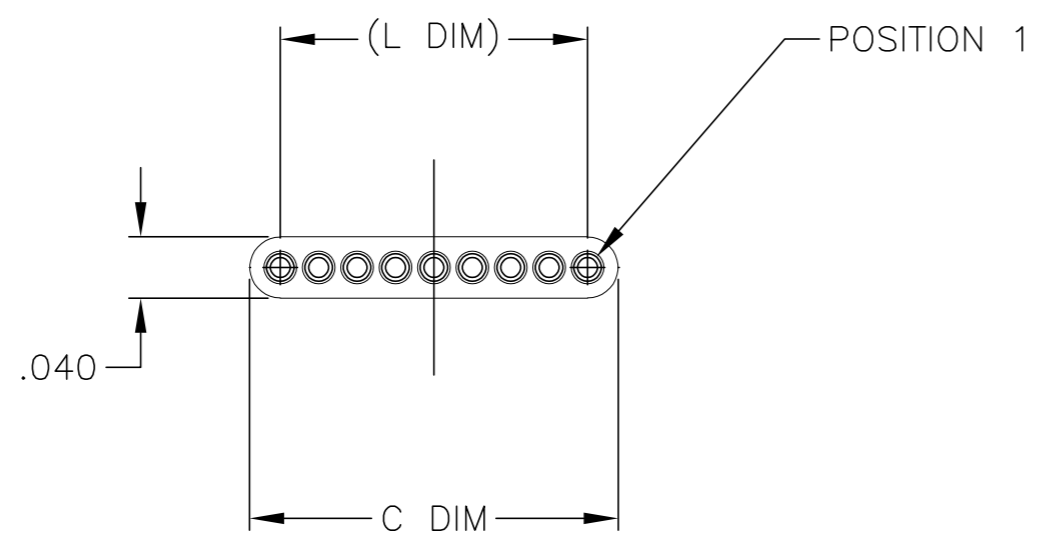
LOC	DIST	REVISIONS			
P	LTR	DESCRIPTION	DATE	DWN	APVD
DF	DO				
	K1	REVISED PER ECO-11-005139	21MAR11	RK	HMR



DETAIL A  
 POSITION "T" SHOWN FOR REFERENCE

SIZE	C DIM	(L DIM)
04	.115	(.075)
09	.240	(.200)
15	.390	(.350)

4.	25	.640	(.600)
4.	37	.940	(.900)
4.	51	1.290	(1.250)



- T ○○○○○○○○● POSITION 1
- U ○○○○○○○○●○ POSITION 2
- V ○○○○○○○●○○○ POSITION 3
- W ○●○○○○○○○● POSITION 1, AND SECOND TO LAST POSITION
- Y ○○●○○○○○○○● POSITION 1, AND THIRD TO LAST POSITION
- Z ○○●○○○○○○●○ POSITION 2, AND THIRD TO LAST POSITION

- 1. INSULATOR MATERIAL: LCP (LIQUID CRYSTAL POLYMER) PER ASTM D5138
- 2. OPTIONAL POLARIZATION POSITION SHOWN FOR REFERENCE ONLY. IF POLARIZATION GUIDE POST(S) ARE REQUIRED ON THE MATING PLUG, THE CORRESPONDING LOCATION MUST BE SPECIFIED IN THE NANONICS PART NUMBER. THE CONTACT CAVITY IS LEFT EMPTY FOR ACCEPTANCE OF THE PLUG GUIDE POST.
- 3. THIS CONFIGURATION MAY BE TERMINATED WITH 28 AWG SOLID, 30 AWG STRANDED OR SMALLER WIRE. CONDUCTOR TYPE AND LENGTH MUST BE SPECIFIED IN NANONICS PART NUMBER.
- 4. WHEN ORDERING THESE SIZES, FIRST CONSULT TE CONNECTIVITY/NANONICS FOR ADDITIONAL INFORMATION.
- 5. THIS DRAWING PREVIOUSLY IDENTIFIED AS NANONICS N10138/002

2. POLARIZING POSITIONS, SEE DETAIL A

THIS DRAWING IS A CONTROLLED DOCUMENT.		DWN D RYAN 16 APR 1992		TE Connectivity																		
DIMENSIONS: INCHES		CHK E BURGER 17 FEB 1993		NAME																		
TOLERANCES UNLESS OTHERWISE SPECIFIED:		APVD M STORRY 25 APR 2001	PRODUCT SPEC																			
<table border="0"> <tr><td>0 PLC</td><td>±</td><td>-</td></tr> <tr><td>1 PLC</td><td>±</td><td>-</td></tr> <tr><td>2 PLC</td><td>±</td><td>.010</td></tr> <tr><td>3 PLC</td><td>±</td><td>.005</td></tr> <tr><td>4 PLC</td><td>±</td><td>-</td></tr> <tr><td>ANGLES</td><td></td><td>± 1°</td></tr> </table>		0 PLC	±	-	1 PLC	±	-	2 PLC	±	.010	3 PLC	±	.005	4 PLC	±	-	ANGLES		± 1°	APPLICATION SPEC		RESTRICTED TO
0 PLC	±	-																				
1 PLC	±	-																				
2 PLC	±	.010																				
3 PLC	±	.005																				
4 PLC	±	-																				
ANGLES		± 1°																				
MATERIAL SEE NOTES		WEIGHT -	SIZE A2	CAGE CODE 00779	DRAWING NO C=1589449																	
FINISH SEE NOTES		CUSTOMER DRAWING		SCALE 8:1	SHEET 1 of 1																	
				REV K1																		