

PART NAME

JUNCTION BOX

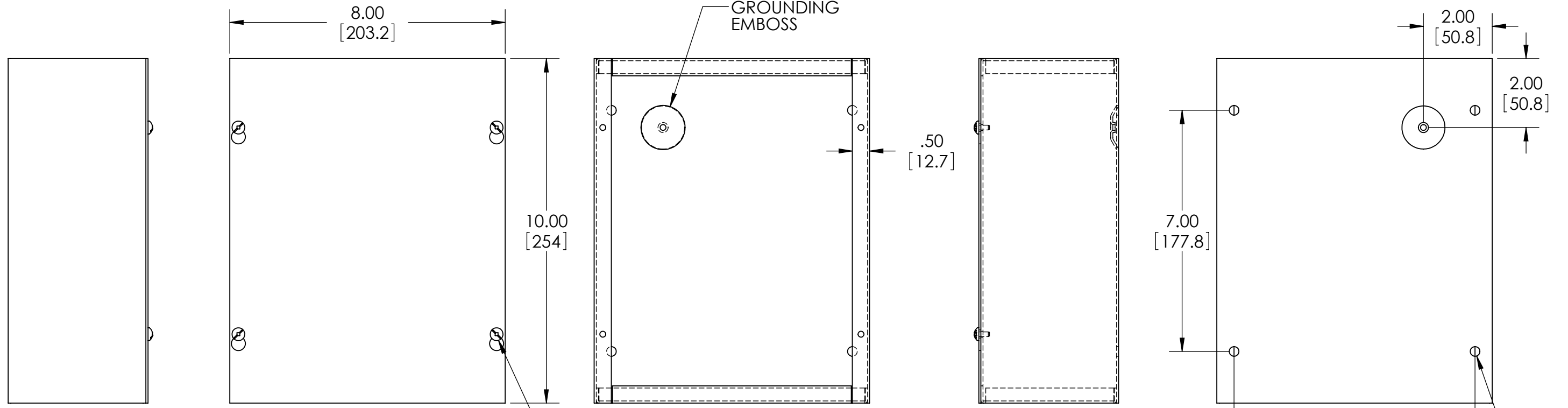

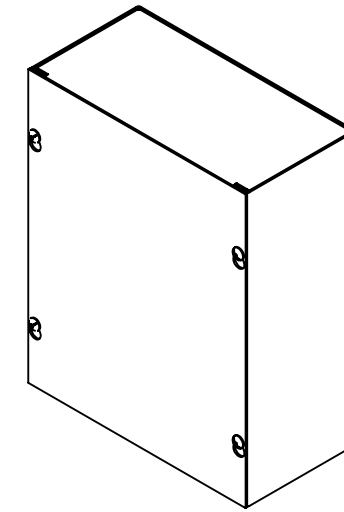
PART No.

JB-3958

REVISION DATE

7-18-11

MATERIAL - 16 GA. [1.5mm] STEEL  
FINISH - SMOOTH GRAY POWDERCOAT



**COVER REMOVED**

SCREWS: #10-32 x .31"[8mm] LG.  
MACHINE, PAN HEAD, SLOTTED/SQUARE  
COMBINATION STYLE DRIVE, STEEL, ZINC PLATED.  
(SUPPLIED FOR COVER MOUNTING AND  
FOR GROUND POINT).

