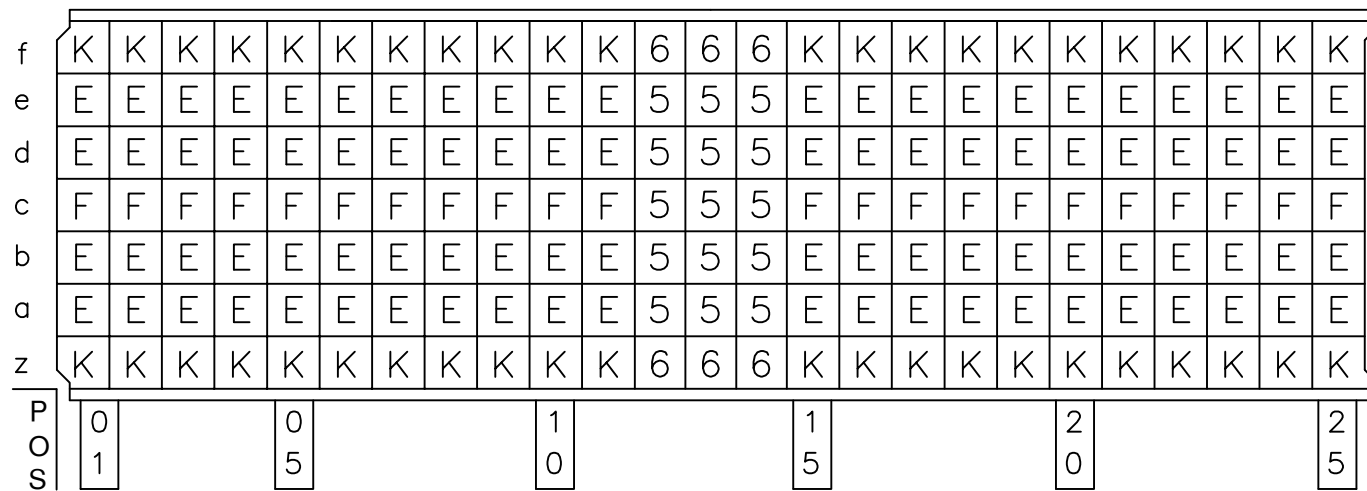
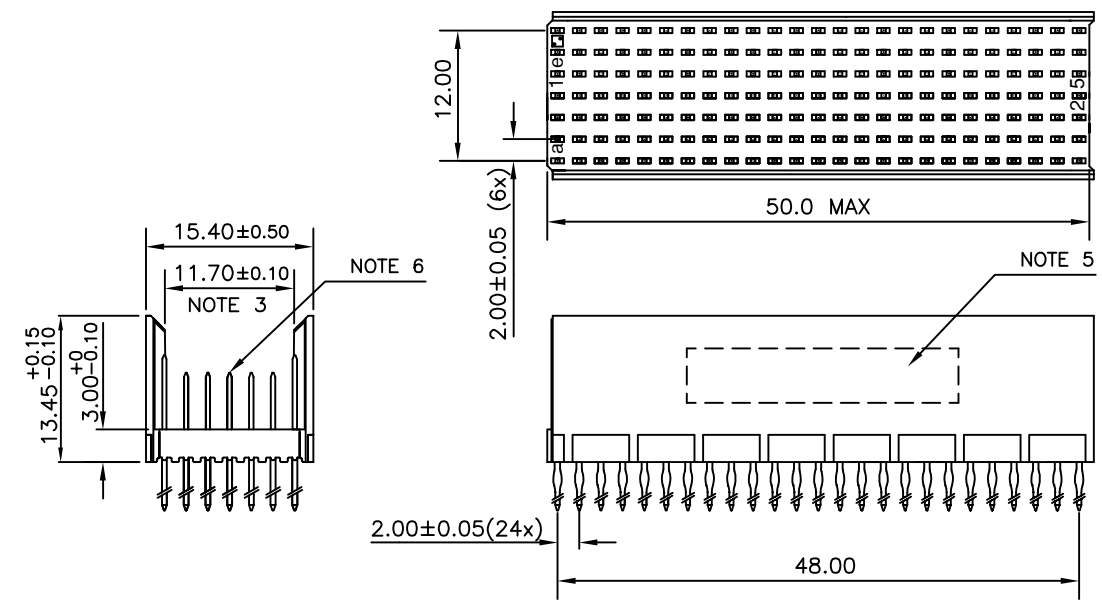


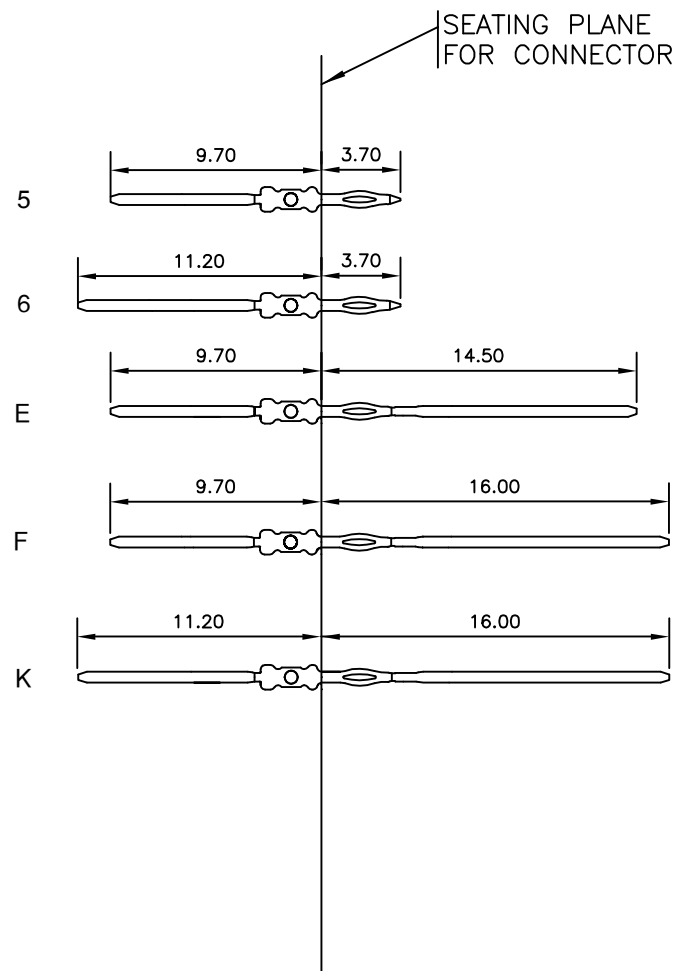
LOADING PATTERN MATING SIDE



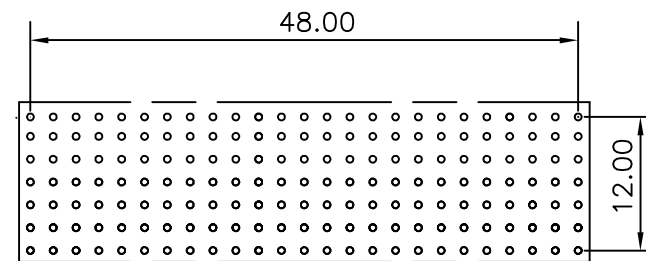
LOADED CONNECTOR ASSEMBLY (FOR EXAMPLE)



CONTACT OVERVIEW



LAY-OUT P.C.B.-HOLE



HM2P08PNA324 **LEAD FREE INDICATOR : LF = LEAD FREE (DIGIT 15 & 16)**  
**PLATING CODE (DIGIT 13 AND 14)**  
 (REF DRW NO. BS,C , 201844 , 003)

NOTES

- THIS PRODUCT IS CSA APPROVED.
- THIS PRODUCT IS UL RECOGNIZED.
- MEASURED AT THE BOTTOM.
- MATERIAL CONTACT: PHOSPHORBRONZE  
HOUSING: CREAM WHITE GLASS FILLED POLYESTER UL-94V0
- CONNECTOR PRINTED WITH P/N AND DATE CODE.
- FOR ACTUAL CONTACT LOADINGS, SEE LOADING PATTERN MATING SIDE.
- SHAPE OF CONNECTOR HOUSING CAN ALTER DEPENDING ON PRODUCTION LOCATION
- THE PRODUCT (LF) MEETS EUROPEAN UNION DIRECTIVES AND OTHER COUNTRY REGULATIONS AS DESCRIBED IN GS-22-008
- FOR RECOMMENDED PTH DIMENSIONS REFER DRAWING : BS, A , 201572 , 001

CATALOG NO: HM2P08PNA324- - - -

mat'l. code		surface		tolerance		projection		product family	
SEE NOTE 4		ISO 1302		ISO 406 ISO 1101		MM		MILLIPACS	
litr		ecn no		dr		date		title	
A		I03-0057		MINI		2003/ 10/ 11		MPACS 5+2R STR HDR PF CONN TYPE B	
B		I05-0183		MINI		2005/ 10/ 06			
C		I06-0077		MINI		2006/ 06/ 23			
		dr		MINI K VANDANATH		2003/ 10/ 11		dwg no	
		enr		BIJU K PAUL		2003/ 10/ 11		sheet 1 of 1	
		chr		BIJU K PAUL		2006/ 06/ 23		size	
		appd		BIJU K PAUL		2006/ 06/ 23		A3	
sheet index		revision sheet		c				type	
1		1		1				Product Customer Drawing	