

RoHSCompliant

# VM xx 55 x 2 xxxx G

Solid Block  
 02 2 CONTACTS  
 03 3 CONTACTS  
 ...  
 24 24 CONTACTS

- Color
- 0 Black (RAL9005)
  - 2 Red (RAL3001/D)
  - 3 Orange(RAL2011/P)
  - 4 Yellow(RAL1018/A)
  - 5 Green(RAL6018/T)
  - 6 Blue (RAL5015/A)
  - 8 Grey(RAL7035/D)
  - 9 White(RAL1102)
  - C Green(RAL6018/U)

G RoHS compliant (lead<4%)  
 In copper Alloy  
 0000: Standard  
 000A: "ANYTEK" Mark  
 Any special item by customer request.  
 please contact sales department.

REV	SIGN	DATE	DESCRIPTION	APPROVER
C		02/07'06	Part No. changed	Tony
D		8/16'06	Added TUV standard	Tony
E		12/02'08	Flange screw changed from "-" to "+/-"	Tony
F		2010.03.23	Add the 2p mark	Jacke
G		2010.06.23	The drawing is revised.	Jacke
H		05/21-19	Added VDE logo	Chen Bo
		05/21-19	Update drawing	Chen Bo

THIS IS CAD DRAWING, DO NOT REVISE MANUALLY!!!

### Material

- Item a Clamp: Steel zinc plated.
- Item b Terminal screw: Steel Zinc plating "-" slot type
- Item c Female contact: PhBz, Bright Tin plated over Nickel plated
- Item d Terminal (Up body): Thermoplastic (UL94V-0)
- Item e Terminal (Down body): Thermoplastic (UL94V-0)
- Item f Clampage: Steel Zinc plated
- Item g With flange screw: Steel zinc plated M2.5 "+/-" slot type

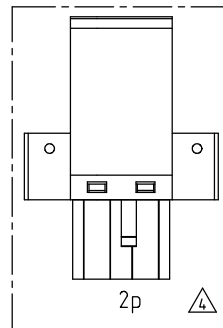
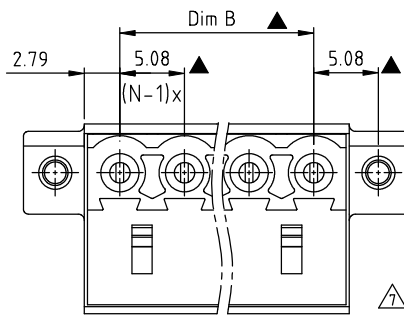
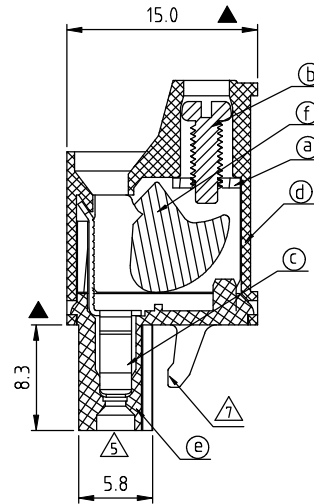
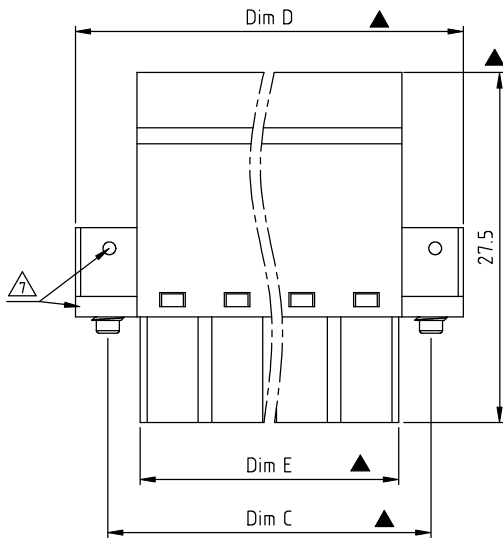
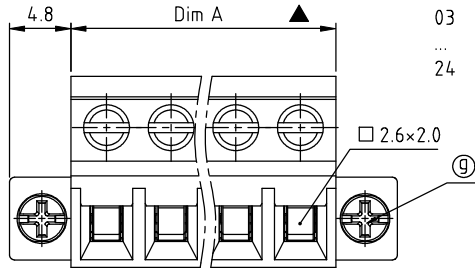
### Electrical cULus/TUV/VDE

- Voltage rating: 300VAC/300VAC/300VAC
- Current rating: 20A/20A/20A
- Wire range: 0.34-2.5mm<sup>2</sup>/0.34-2.5mm<sup>2</sup>
- Solid wire(AWG): 12-22
- Stranded wire(AWG): 12-22
- Torque: 3.5Lb-In / 0.4Nm/ 0.4Nm
- Screw: M2.5
- Wire strip length: 8-9mm
- Withstanding Voltage: 1.6KV/2.5KV/2.5KV
- Operating temperature: -40°C to +115°C
- Safety approval:
- Critical dimension:

N = Number of poles

Dim A	N × 5.08+0.50
Dim B	(N-1) × 5.08
Dim C	(N-1) × 5.08+10.16
Dim D	N × 5.08+10.16
Dim E	N × 5.08

Poles	Dim A/B/C/D/E
2-6p	±0.20
7-12p	±0.25
13-18p	±0.30
19-24p	±0.40



## Amphenol ANYTEK

### CUSTOMER COPY

ALL RIGHTS RESERVED. REPRODUCTION OR ISSUE TO THIRD PARTIES IN ANY FORM WHATSOEVER IS NOT PERMITTED WITHOUT WRITTEN AUTHORITY FROM THE PROPRIETOR. PROPERTY OF ANYTEK TECHNOLOGY CO., LTD

TITLE	VM 5.08mm W/Flange Series				DWG NO.	8VM0102	
PART NO.	VMxx55x2xxxxG			CUST NO.			
APPROVED	CHECKED	DESIGNED	DRAWN	UNIT: mm SCALE: NONE SHEET: 01/01 REV.: H			
		Chen Bo 05/21-19	Chen Bo 05/21-19				
				Tolerance			
				X.		±0.50	
				X.X		±0.30	
				X.XX		±0.10	
				X°		±1°	