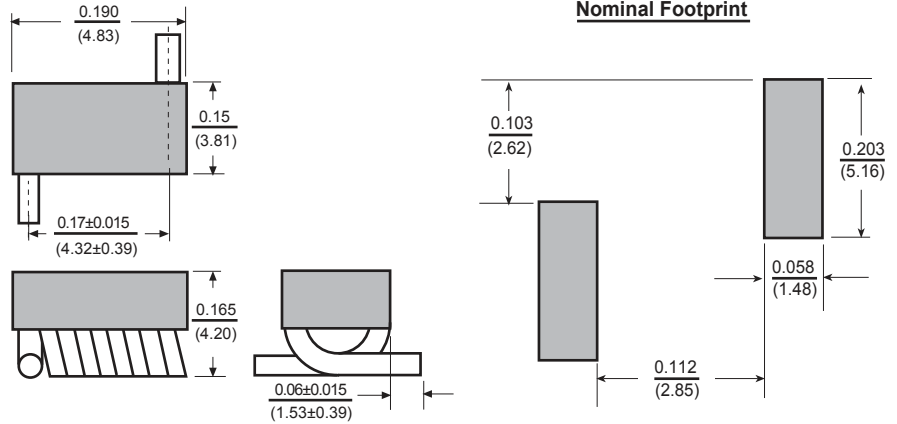



# Surface Mount Air Core Inductors **SMAC25**

Dimensions:  $\frac{\text{Inches}}{\text{(mm)}}$



### Features

- Excellent for high Q applications
- High SRF's for high frequency applications
- High current capability
- Flat top cap for pick and place assembly

### Electrical

**Impedance range:** 22nH to 120nH  
**Tolerance:** Available in 2%, 5% & 10%  
**Test Frequency:** 150Mhz  
**Operating Temp:** -40°C to +125°C  
**Peak Solder Temp:** 260+0/-10°C, 5 sec. max.

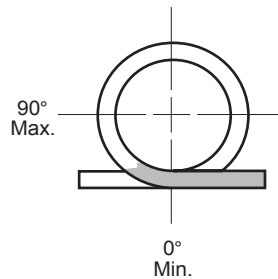
### Test Equipment

**(L/Q):** HP4291B with HP16193  
**(SRF):** HP8753E

### Physical

**Packaging:** 1000 pieces per 13" reel  
**Marking:** None

### Tinned Length



Allied Part Number	Inductance (nh)	Q Min.	Q Typ.	Test Freq. (MHz)	SRF Min. (GHz)	DCR Max. (mΩ)	IDC A (Max.)
SMAC25-22( )-RC	22	100	135	150	3.2	4.2	3.0
SMAC25-27( )-RC	27	100	135	150	2.7	4.0	3.5
SMAC25-33( )-RC	33	100	130	150	2.5	4.8	3.0
SMAC25-39( )-RC	39	100	135	150	2.1	4.4	3.0
SMAC25-47( )-RC	47	100	135	150	2.1	5.6	3.0
SMAC25-56( )-RC	56	100	125	150	1.5	6.2	3.0
SMAC25-68( )-RC	68	100	120	150	1.5	8.2	2.5
SMAC25-82( )-RC	82	100	120	150	1.3	9.4	2.5
SMAC25-100( )-RC	100	100	115	150	1.2	12.3	1.7
SMAC25-120( )-RC	120	100	125	150	1.1	17.3	1.5

To complete part number insert tolerance designator: G=±2%, J=±5%, K=±10%

All specifications subject to change without notice.