THIS DRAWING IS UNPUBLISHED. RELEASED FOR PUBLICATION ,19 .
© COPYRIGHT 19 BY TYCO ELECTRONICS CORPORATION. ALL INTERNATIONAL RIGHTS RESERVED.

LOC	DIST
CM	53

REVISIONS

P	LTR	DESCRIPTION	DATE FECHA	DWN DIBUJO	APVD APROBO
	5	INITIAL RELEASE	10/21'2013	OL	SZ

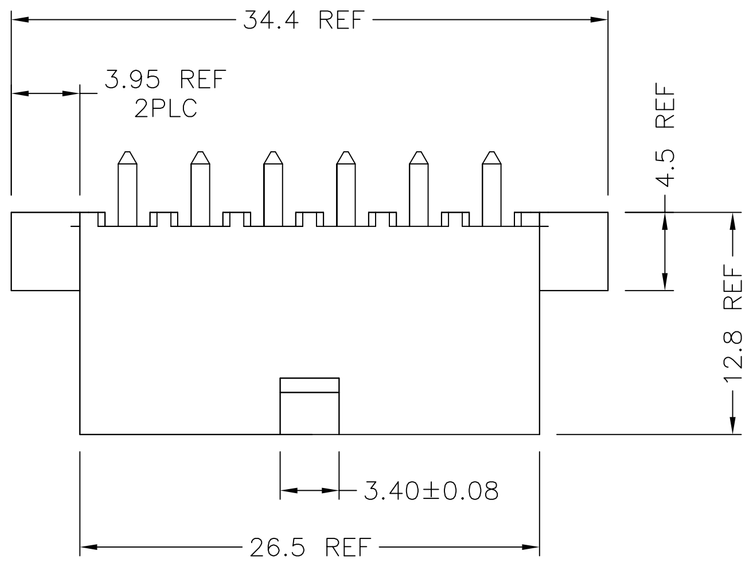

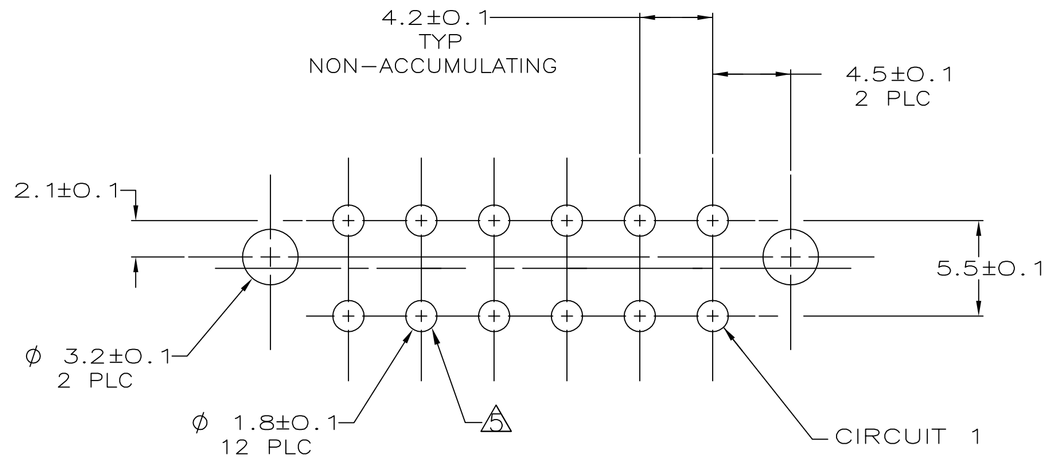

RECOMMENDED MOUNTING HOLE PATTERN
FOR 1.78 MAX THICK P.C. BOARD
COMPONENT SIDE SHOWN

1. CONTACT: 0.00076 GOLD AT INTERFACE. 0.00254 MIN MATTE TIN ON SOLDER TAIL. 0.00127 MIN NICKEL UNDERPLATE ALL OVER.
2. MATES WITH AMP-DUAC/PL PLUG RECEPTACLE 794156-1 AND ITS CONTACTS.
3. CLEARANCE ENVELOPE FOR MATING PLUG RECEPTACLE LATCH.
4. CONTACT GROUND POST LOCATED IN CIRCUIT 4, NO CONTACT IN CIRCUIT 5. OTHER POSTS STANDARD.
5. HOLE SUPPORTING CIRCUIT 5 NOT REQUIRED WHEN USING P/N 2232521-1

PRELIMINARY

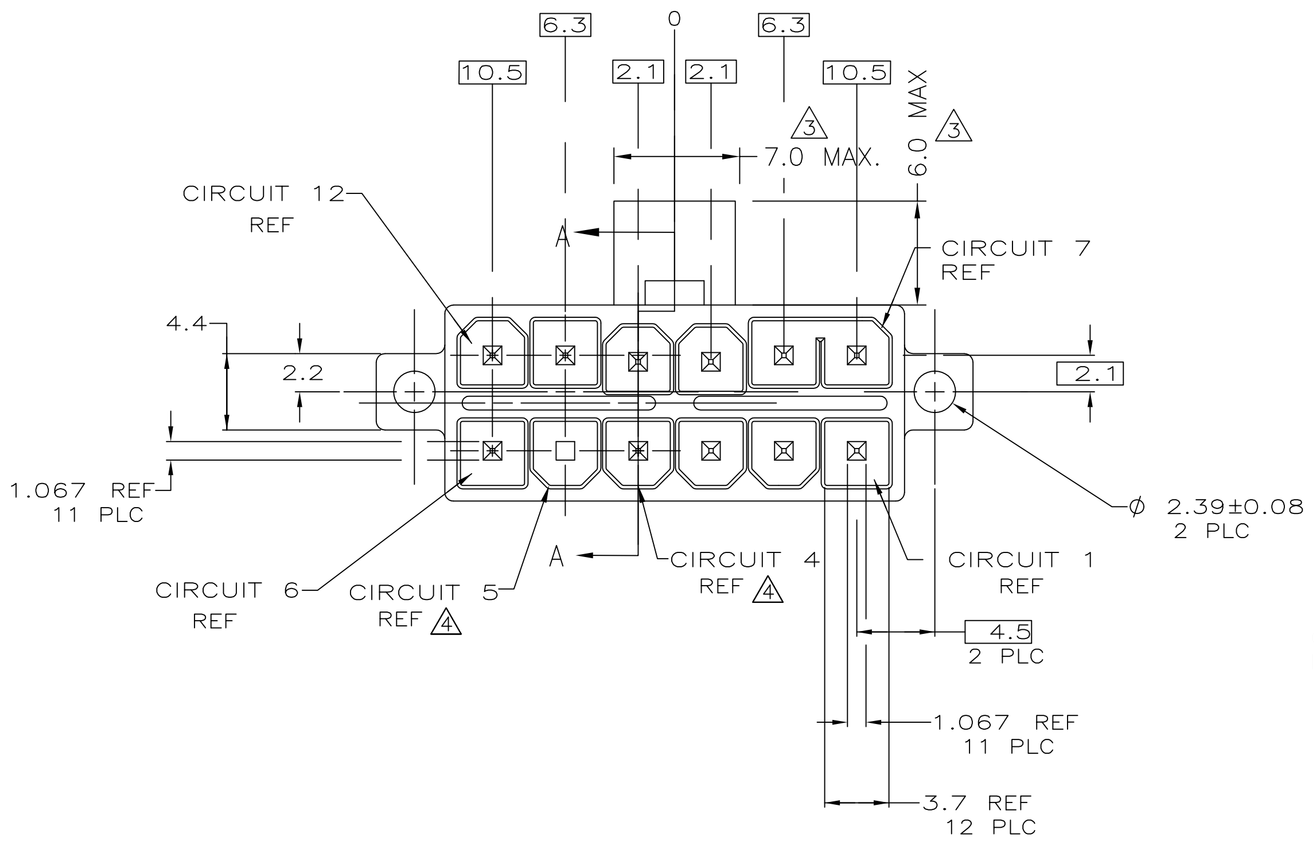

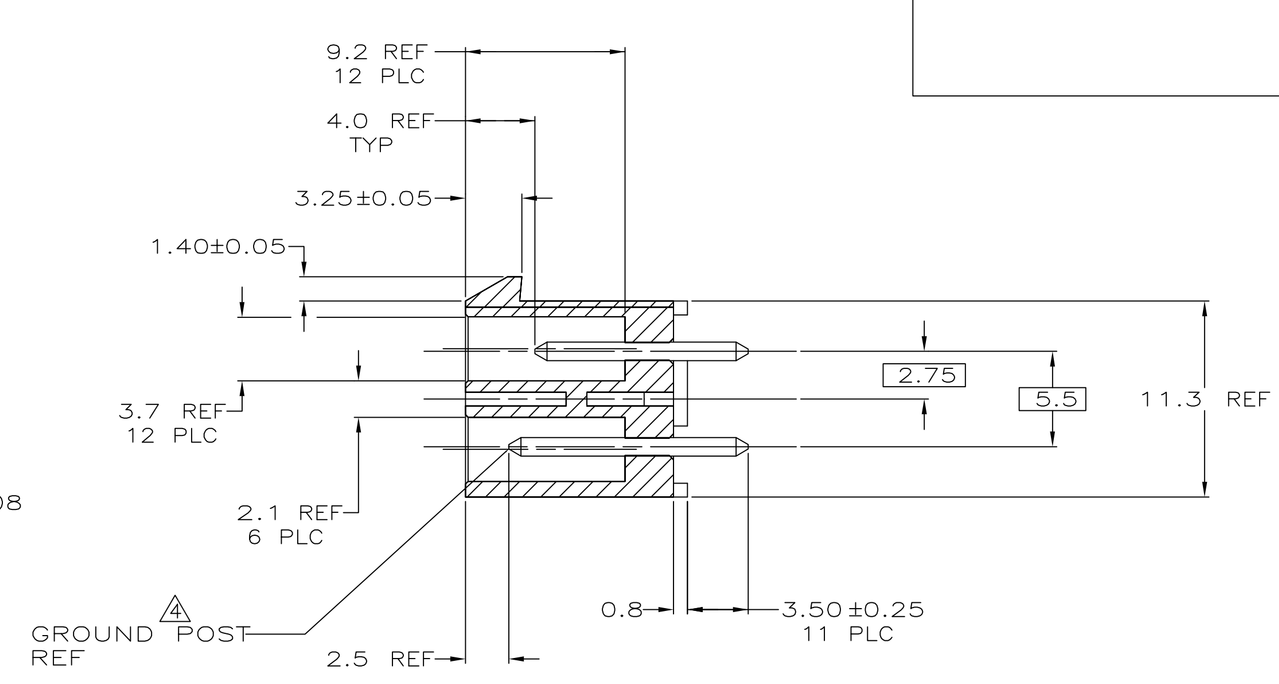

SECTION A-A

HIGH CONDUCTIVITY COPPER ALLOY	1	PBT, UL94V-0	NATURAL(WHITE)	2232521-1
MATERIAL	FINISH	MATERIAL	COLOR	PART NO
PIN		HOUSING		

THIS DRAWING IS A CONTROLLED DOCUMENT.
ESTE PLANO ES UN DOCUMENTO CONTROLADO.

DIMENSIONS: MEDIDAS, mm

TOLERANCES UNLESS OTHERWISE SPECIFIED: TOLERANCIAS SALVO OTRA INDICACION,
0 PLC/LUG ± –
1 PLC/LUG ± 0.2
2 PLC/LUG ± 0.13
3 PLC/LUG ± 0.025
4 PLC/LUG ± –
ANGLES/ANGULOS ± 0° 30'

MATERIAL SEE TABLE
FINISH ACABADO SEE TABLE

DWN/DIBUJO ORANDO LI 5/20'2013
CHK/CONTROLO SUNY ZHAO 5/20'2013
APVD/APROBO SUNY ZHAO 5/20'2013
PRODUCT SPEC ESPEC. DE PRODUCTO –
APPLICATION SPEC ESPEC.DE APLICACION –
WEIGHT PESO –

Tyco Electronics
Tyco Electronics Corporation
Harrisburg, PA 17105-3608

NAME NOMBRE: REVISED
VERTICAL, 12 CIRCUIT, W/FLANGE, W/O DRAIN, AMP-DUAC/PL

SIZE TAMANO A1 | CAGE CODE CODIGO DE CELDA 00779 | DRAWING NO PLANO NO C-2232521 | RESTRICTED TO RESTRICTO A –

CUSTOMER DRAWING/PLANO DE CLIENTE | SCALE ESCALA 4:1 | SHEET HOJA 1 OF DE 1 | REV 5

4805 (1/08)