

Relay connectors - ST-REL4-SG110/21-21 - 2825429

Please be informed that the data shown in this PDF Document is generated from our Online Catalog. Please find the complete data in the user's documentation. Our General Terms of Use for Downloads are valid (<http://phoenixcontact.com/download>)




Relay connector, equipped with Siemens KAMMRELAIS ®, contacts (Ag): medium loads, 2 PDT, input voltage 110 V DC, with light indicator, can be plugged on basic termination blocks

The illustration shows version ST-REL 4-SG 48/21-21



Key commercial data

Packing unit	1 pc
GTIN	 4 017918 077761
Weight per Piece (excluding packing)	57.2 GRM
Custom tariff number	85364900
Country of origin	Germany

Technical data

Dimensions

Width	27 mm
Height	33 mm
Depth	66.5 mm

Ambient conditions

Ambient temperature (operation)	-20 °C ... 60 °C
Ambient temperature (storage/transport)	-20 °C ... 70 °C

Coil side

Nominal input voltage U_N	110 V DC
Input voltage range in reference to U_N	0.8 ... 1.1
Typical input current at U_N	5.5 mA
Typical response time	8 ms (with DC)

Relay connectors - ST-REL4-SG110/21-21 - 2825429

Technical data

Coil side

Typical release time	15 ms (with DC)
Operating voltage display	Yes
Protective circuit	Damping diode, polarity protection Damping diode, polarity protection diode

Contact side

Contact type	Single contact, 2-PDT
Contact material	Ag, gold-flashed
Maximum switching voltage	250 V AC/DC
Maximum inrush current	5 A
Limiting continuous current	5 A
Interrupting rating (ohmic load) max.	120 W (at 24 V DC)
	60 W (at 48 V DC)
	50 W (at 60 V DC)
	50 W (at 110 V DC)
	70 W (at 220 V DC)
	500 VA (for 250 V AC)

General

Test voltage relay winding/relay contact	1 kV AC (50 Hz, 1 min.)
Test voltage PDT/PDT	1 kV AC (50 Hz, 1 min.)
Operating mode	100% operating factor
Mechanical service life	Approx. 10^7 cycles (approx. 10^6 with AC relay)
Standards/regulations	DIN VDE 0110b, Gr. C for 250 V DC
	DIN VDE 0160 (in relevant parts)
	DIN VDE 0110b, Gr. C for 250 V DC
	DIN VDE 0160 (in relevant parts)

Classifications

eCl@ss

eCl@ss 4.0	27371104
eCl@ss 4.1	27371104
eCl@ss 5.0	27371001
eCl@ss 5.1	27371001
eCl@ss 6.0	27371001
eCl@ss 7.0	27371001
eCl@ss 8.0	27371001

Relay connectors - ST-REL4-SG110/21-21 - 2825429

Classifications

ETIM

ETIM 2.0	EC000196
ETIM 3.0	EC000196
ETIM 4.0	EC000196
ETIM 5.0	EC000196

UNSPSC

UNSPSC 6.01	30211916
UNSPSC 7.0901	39121515
UNSPSC 11	39121515
UNSPSC 12.01	39121515
UNSPSC 13.2	39121515

Approvals

Approvals



Approvals

GOST / GOST

Ex Approvals

Approvals submitted

Approval details



Drawings

Relay connectors - ST-REL4-SG110/21-21 - 2825429

Circuit diagram

