




zQSFP+/QSFP28

TE Internal #: 2308171-3

QSFP, QSFP+ & zQSFP+, Cage Assembly with Integrated Connector, 2 x 2, Internal/External EMI Springs, Included Lightpipe, Standard, zQSFP+/QSFP28

[View on TE.com >](#)

Connectors > Pluggable IO Connectors & Cages > QSFP, QSFP+ & zQSFP+



Pluggable I/O Product Type: **Cage Assembly with Integrated Connector**

Port Matrix Configuration: **2 x 2**

EMI Containment Feature Type: **Internal/External EMI Springs**

Included Lightpipe: **Yes**

Enhancements: **Standard**

Features

Product Type Features

| | |
|-----------------------------------|---|
| Form Factor | zQSFP+ |
| Pluggable I/O Accessory Type | Lightpipe |
| Cage Type | Stacked |
| Pluggable I/O Product Type | Cage Assembly with Integrated Connector |
| Connector System | Cable-to-Board |
| Sealable | No |
| Connector & Contact Terminates To | Printed Circuit Board |

Configuration Features

| | |
|-------------------------------------|-------------------------------|
| Port Matrix Configuration | 2 x 2 |
| Number of Ports | 4 |
| Lightpipe Configuration | All Four Left Indicators Down |
| Number of Rear EONs per Port Column | 0 |
| Number of Positions | 152 |

Contact Features



| | |
|--|----------------|
| Contact Mating Area Plating Material Thickness | 30 µm[.76 µin] |
| Contact Mating Area Plating Material | Gold |
| PCB Contact Termination Area Plating Material | Tin |
| Contact Current Rating (Max) | .5 A |

Termination Features

| | |
|---|--------------------------|
| Termination Post & Tail Length | 2 mm[.079 in] |
| Termination Method to Printed Circuit Board | Through Hole - Press-Fit |

Mechanical Attachment

| | |
|-------------------------|-------------|
| Connector Mounting Type | Board Mount |
|-------------------------|-------------|

Housing Features

| | |
|--------------------|---------------------|
| Cage Material | Nickel Silver Alloy |
| Centerline (Pitch) | .8 mm[.032 in] |

Dimensions

| | |
|-----------------------------|------|
| PCB Thickness (Recommended) | 3 mm |
|-----------------------------|------|

Usage Conditions

| | |
|-----------------------------|---------------------------|
| Operating Temperature Range | -40 – 85 °C[-40 – 185 °F] |
|-----------------------------|---------------------------|

Operation/Application

| | |
|-------------------------------------|-----------------------|
| Heat Sink Compatible | No |
| For Use With Pluggable I/O Products | QSFP28 Cable Assembly |
| Pluggable I/O Applications | QSFP28 |
| Circuit Application | Signal |

Industry Standards

| | |
|------------------------|----------|
| UL Flammability Rating | UL 94V-0 |
|------------------------|----------|

Packaging Features

| | |
|------------------|------------|
| Packaging Method | Box & Tray |
|------------------|------------|

Other

| | |
|------------------------------|-------------------------------|
| EMI Containment Feature Type | Internal/External EMI Springs |
| Included Lightpipe | Yes |
| Enhancements | Standard |

Product Compliance

[For compliance documentation, visit the product page on TE.com>](#)



| | |
|---|--|
| EU RoHS Directive 2011/65/EU | Compliant |
| EU ELV Directive 2000/53/EC | Compliant |
| China RoHS 2 Directive MIIT Order No 32, 2016 | No Restricted Materials Above Threshold |
| EU REACH Regulation (EC) No. 1907/2006 | Current ECHA Candidate List: JUNE 2023 (235) Candidate List Declared Against: JAN 2023 (233) Does not contain REACH SVHC |
| Halogen Content | Not Low Halogen - contains Br or Cl > 900 ppm. |
| Solder Process Capability | Not applicable for solder process capability |

Product Compliance Disclaimer

This information is provided based on reasonable inquiry of our suppliers and represents our current actual knowledge based on the information they provided. This information is subject to change. The part numbers that TE has identified as EU RoHS compliant have a maximum concentration of 0.1% by weight in homogenous materials for lead, hexavalent chromium, mercury, PBB, PBDE, DBP, BBP, DEHP, DIBP, and 0.01% for cadmium, or qualify for an exemption to these limits as defined in the Annexes of Directive 2011/65/EU (RoHS2). Finished electrical and electronic equipment products will be CE marked as required by Directive 2011/65/EU. Components may not be CE marked. Additionally, the part numbers that TE has identified as EU ELV compliant have a maximum concentration of 0.1% by weight in homogenous materials for lead, hexavalent chromium, and mercury, and 0.01% for cadmium, or qualify for an exemption to these limits as defined in the Annexes of Directive 2000/53/EC (ELV). Regarding the REACH Regulation, the information TE provides on SVHC in articles for this part number is based on the latest European Chemicals Agency (ECHA) 'Guidance on requirements for substances in articles' posted at this URL: <https://echa.europa.eu/guidance-documents/guidance-on-reach>


Compatible Parts



Also in the Series | zQSFP+/QSFP28



Pluggable I/O Cable Assemblies(81)




QSFP, QSFP+ & zQSFP+(432)

Customers Also Bought



TE Part #2170872-1
Z-PACK TYPE/C MALE HDR 55P



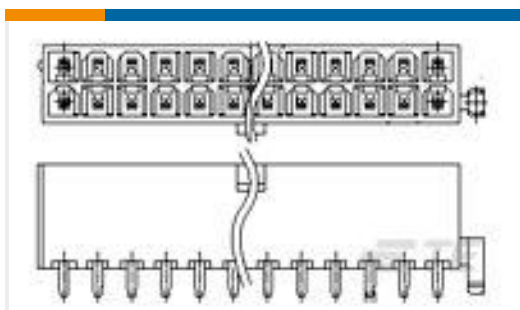
TE Part #1934937-1
Tinman 5pr 10col open hdr assy



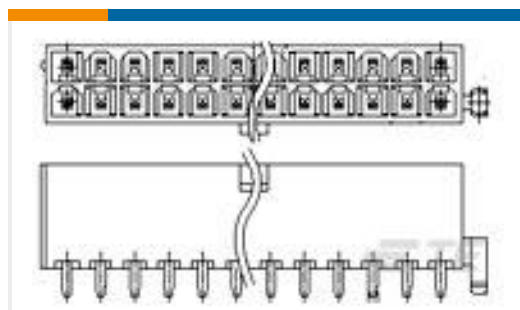
TE Part #2007850-1
IMP100S,H,V5P10C,UG,DEW46,4.5



TE Part #2132423-1
IMP100O,R,RA3P6C,RG,39



TE Part #3-1775099-2
ATX PWR CONN 1 BDLK 8 POS



TE Part #3-1775099-5
ATX PWR CONN 1 BDLK 14 POS



TE Part #5-2170790-4
CAGE ASSY, 1X4, QSFP28, SPRING, HS, LP



TE Part #6-1658043-2
MSB0.80RC-ASY080FL,GP,F,-TR



TE Part #6450834-1
MBXL R/A HDR STR 1P/8S/1P



TE Part #2-2204910-5
MBXLE R/A HEADER 4HDP + 92S + 4HDP

Documents

CAD Files

[3D PDF](#)

[3D](#)

Customer View Model

[ENG_CVM_CVM_2308171-3_A.2d_dxf.zip](#)

English

Customer View Model

[ENG_CVM_CVM_2308171-3_A.3d_igs.zip](#)



English

Customer View Model

[ENG_CVM_CVM_2308171-3_A.3d_stp.zip](#)

English

By downloading the CAD file I accept and agree to the [Terms and Conditions](#) of use.

Product Specifications

[Application Specification](#)

English