

CAM-K24HR

HSD Connector 4+2 Vertical Reverse

MITSUMI

MODEL NAME	CAM-K24HR
Part Number	R41-B296* (See Coding Chart on Pg. 2)
Description	HSD Connector 4+2 Vertical Reverse
Coding Direction	Normal

EXTERNAL DIMENSIONS	
Height (mm)	14.15
Width (mm)	15.65
Depth (mm)	19.9
Outer Contact Length (mm)	2.25

PACKING	
Weight/Unit	4.05g
Reel	180 pcs/reel; 720 pcs (4 reels)/Carton



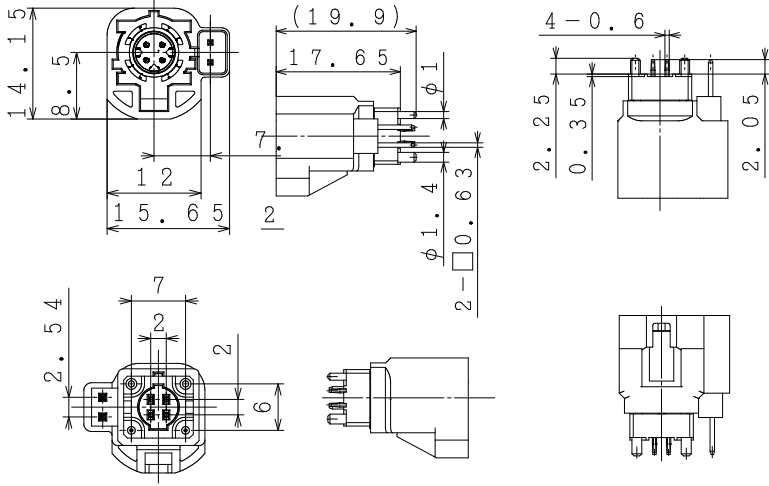
ELECTRICAL PERFORMANCE	
Impedence	100Ω
Frequency	DC to 2 GHz
Return Loss	≥20 dB to 1 GHz; ≥17 dB to 2 GHz
Insertion Loss	≤0.1 dB to 2 GHz
Skew	≤5ps
Near-end Crosstalk	≤30 dB (1 GHz)
Far-end Crosstalk	≤35 dB (1 GHz)
Insulation Resistance	≥1x10 ³ M Ω
Signal Contact Resistance	≤20 mΩ
Outer Contact Resistance	≤20 mΩ
Test Voltage	250Vrms
Working Voltage	100V rms
Power Current	Max. DC 5A
Signal Current	Max. DC 3A
Differential Shielding Effectiveness	≥75dB up to 1 GHz; ≥65dB up to 2 GHz

MECHANICAL PERFORMANCE	
Mating Cycles	≥25
Engagement Force	≤30N for HSD+0; ≤60N for HSD+2
Disengagement Force	≥5N
Retention Force Latch	≥110N

ENVIRONMENTAL CONDITIONS	
Temperature Range	-40°C to +105°C
Thermal Shock	DIN EN 60068-2-14
Temperature and Humidity	USCAR 2.4-5.6.2
Vibration	DIN EN 60068-2-64
Mechanical Shock	DIN EN 60068-2-27
Maximum Soldering Temperature	255°C
RoHS Compliant/Lead Free	Yes

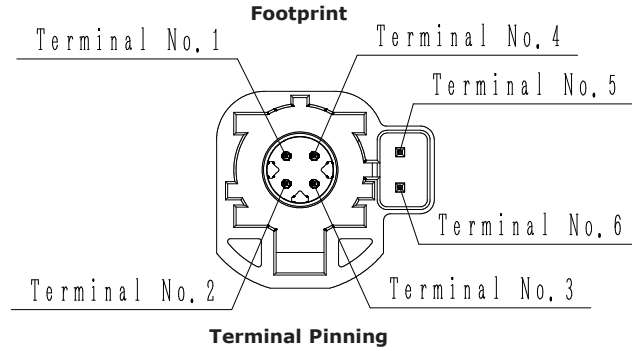
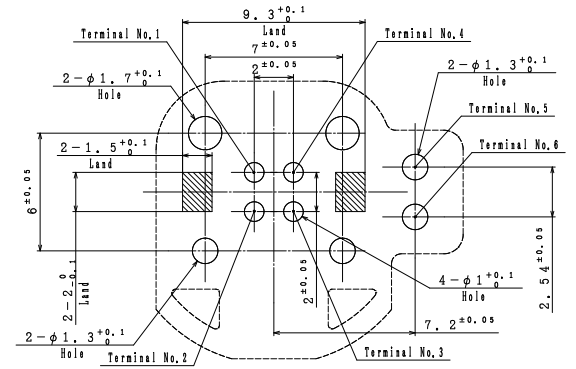
CAM-K24HR

HSD Connector 4+2 Vertical Reverse



Specifications

MATERIALS	
Pin	Copper Alloy
Housing	LCP Resin
Shell	Zinc Alloy
Cover	PA Resin



Ordering Information

HSD Coding				
Shape	Coding	Color	RAL. No.	Part Number
	H	Heather Violet	4003	R41-B296H