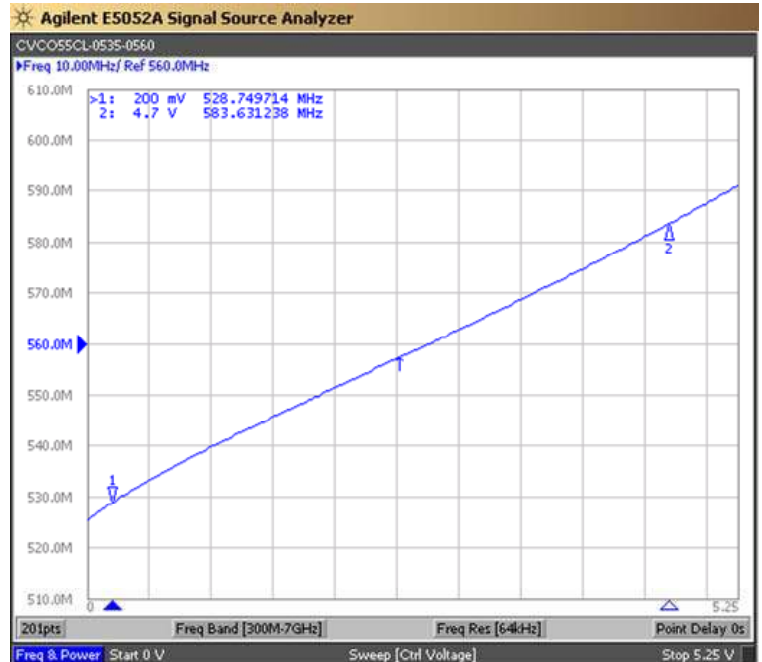
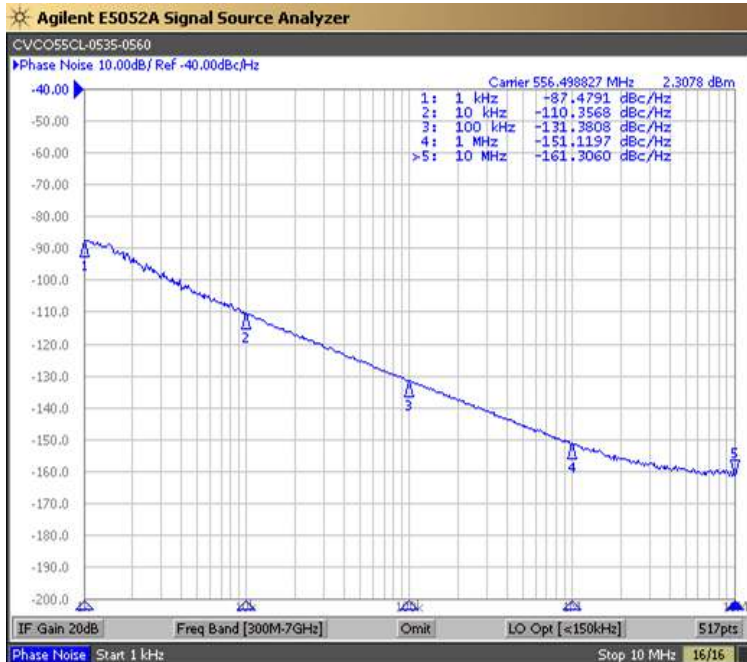


PERFORMANCE SPECIFICATION	MIN	TYP	MAX	UNITS
Lower Frequency:			535	MHz
Upper Frequency:	560			MHz
Tuning Voltage:	0.2		4.7	VDC
Supply Voltage:	4.75	5.0	5.25	VDC
Output Power:	-1.0	+1.5	+4.0	dBm
Supply Current:			16	mA
Harmonic Suppression (2 <sup>nd</sup> Harmonic):		-12		dBc
Pushing:			2.0	MHz/V
Pulling, all Phases:			2.0	MHz pk-pk
Tuning Sensitivity:		18		MHz/V
Phase Noise @ 10kHz offset:		-110		dBc/Hz
Phase Noise @ 100kHz offset:		-131		dBc/Hz
Load Impedance:		50		$\Omega$
Input Capacitance:			330	pF
Operating Temperature Range:	-40		+85	$^{\circ}$ C
Storage Temperature Range:	-45		+90	$^{\circ}$ C

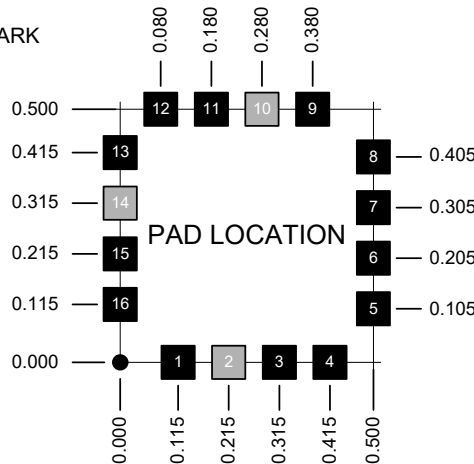
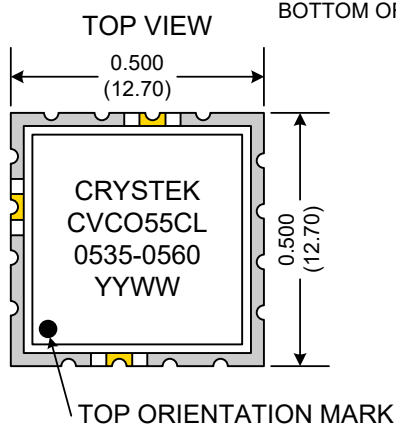
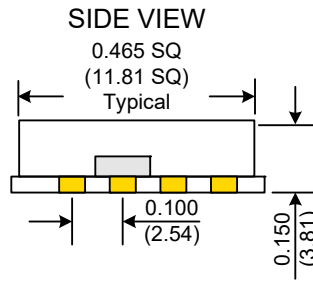
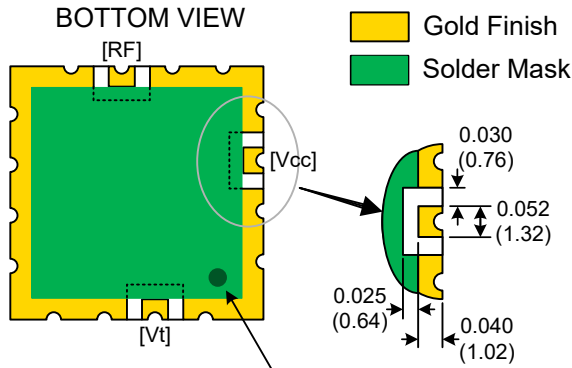
Phase Noise (1 Hz BW, Typical)

Tuning Curve (Typical)



**Product Control:**

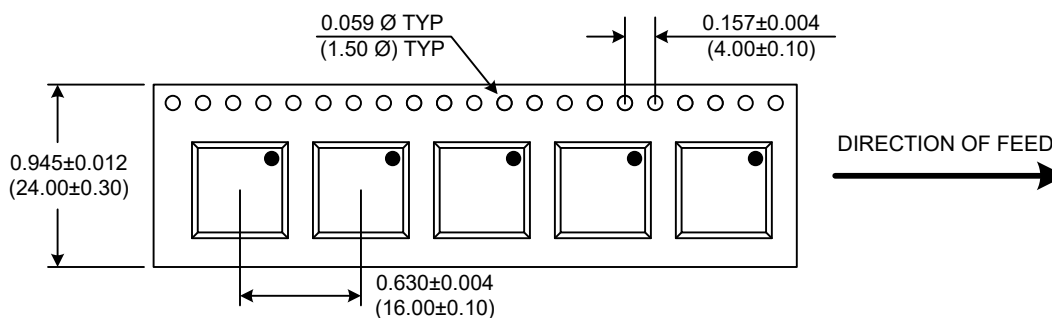
Crystek Part Number:	CVCO55CL-0535-0560	Release Date:	13-Oct-2022
Revision Level:	F	Responsible:	C. Vales



Pad	Connection
2	Vt
10	RF-OUTPUT
14	Vcc
Others	GROUND

- Unless otherwise specified, Dimensions are in:  $\frac{IN}{(mm)}$
- Pad Location Dimensions are in: Inches

**TAPE AND REEL**



Drawing not to scale

**Product Control:**

Crystek Part Number:	CVCO55CL-0535-0560	Release Date:	13-Oct-2022
Revision Level:	F	Responsible:	C. Vales

Crystek Corporation reserves the right to make changes to its products and/or information contained herein without notice. No liability is assumed as a result of its use or application.