

## Printed-circuit board connector - PC 5/11-STF1-7,62 - 1777927

Please be informed that the data shown in this PDF Document is generated from our Online Catalog. Please find the complete data in the user's documentation. Our General Terms of Use for Downloads are valid (<http://phoenixcontact.com/download>)

Plug component, Nominal current: 41 A, Rated voltage (III/2): 1000 V, Number of positions: 11, Pitch: 7.62 mm, Connection method: Screw connection, Color: green, Contact surface: Tin



### Product Features

- Unlimited 600 V UL approval
- Automatic, tool-free snap-lock mechanism using the Click and Lock system (-STCL); high level of safety even in the event of vibrations
- Maximum contact reliability due to integrated double steel spring
- CP-PC coding profile as protection against mismatching
- High-capacity plugs with a current carrying capacity of 41 A and a connection capacity of 6 mm<sup>2</sup>, stranded/10 mm<sup>2</sup>, solid



### Key commercial data

Packing unit	1 pc
Minimum order quantity	50 pc
Custom tariff number	85366990
Country of origin	Germany

### Technical data

#### Dimensions

Length	35.5 mm
Height	19.7 mm
Pitch	7.62 mm
Dimension a	76.2 mm

#### General

Range of articles	PC 5/...-STF1
Insulating material group	I
Rated surge voltage (III/3)	8 kV
Rated surge voltage (III/2)	8 kV

## Printed-circuit board connector - PC 5/11-STF1-7,62 - 1777927

### Technical data

#### General

Rated surge voltage (II/2)	6 kV
Rated voltage (III/3)	1000 V
Rated voltage (III/2)	1000 V
Rated voltage (II/2)	1000 V
Nominal current I <sub>N</sub>	41 A
Nominal cross section	6 mm <sup>2</sup>
Maximum load current	41 A
Insulating material	PA
Inflammability class according to UL 94	V0
Internal cylindrical gage	A4
Stripping length	10 mm
Number of positions	11
Screw thread	M3
Tightening torque, min	0.5 Nm
Tightening torque max	0.8 Nm

#### Connection data

Conductor cross section solid min.	0.2 mm <sup>2</sup>
Conductor cross section solid max.	10 mm <sup>2</sup>
Conductor cross section stranded min.	0.2 mm <sup>2</sup>
Conductor cross section stranded max.	6 mm <sup>2</sup>
Conductor cross section stranded, with ferrule without plastic sleeve min.	0.25 mm <sup>2</sup>
Conductor cross section stranded, with ferrule without plastic sleeve max.	6 mm <sup>2</sup>
Conductor cross section stranded, with ferrule with plastic sleeve min.	0.25 mm <sup>2</sup>
Conductor cross section stranded, with ferrule with plastic sleeve max.	4 mm <sup>2</sup>
Conductor cross section AWG/kcmil min.	24
Conductor cross section AWG/kcmil max	10
2 conductors with same cross section, solid min.	0.2 mm <sup>2</sup>
2 conductors with same cross section, solid max.	2.5 mm <sup>2</sup>
2 conductors with same cross section, stranded min.	0.2 mm <sup>2</sup>
2 conductors with same cross section, stranded max.	4 mm <sup>2</sup>
2 conductors with same cross section, stranded, ferrules without plastic sleeve, min.	0.25 mm <sup>2</sup>
2 conductors with same cross section, stranded, ferrules without plastic sleeve, max.	1.5 mm <sup>2</sup>
2 conductors with same cross section, stranded, TWIN ferrules with plastic sleeve, min.	0.25 mm <sup>2</sup>
2 conductors with same cross section, stranded, TWIN ferrules with plastic sleeve, max.	2.5 mm <sup>2</sup>

# Printed-circuit board connector - PC 5/11-STF1-7,62 - 1777927

## Technical data

### Connection data

Minimum AWG according to UL/CUL	24
Maximum AWG according to UL/CUL	8

## Classifications

### eCl@ss

eCl@ss 4.0	27141109
eCl@ss 4.1	27141109
eCl@ss 5.0	27141190
eCl@ss 5.1	27141190
eCl@ss 6.0	27261101
eCl@ss 7.0	27440402
eCl@ss 8.0	27440309

### ETIM

ETIM 3.0	EC001121
ETIM 4.0	EC002643
ETIM 5.0	EC002638

### UNSPSC

UNSPSC 6.01	30211801
UNSPSC 7.0901	39121432
UNSPSC 11	39121432
UNSPSC 12.01	39121432
UNSPSC 13.2	39121432

## Approvals

### Approvals

---

Approvals

UL Recognized / cUL Recognized / GOST / GOST / cULus Recognized

---

Ex Approvals

---

Approvals submitted

# Printed-circuit board connector - PC 5/11-STF1-7,62 - 1777927

## Approvals

### Approval details

UL Recognized

	B	C
mm <sup>2</sup> /AWG/kcmil	24-8	24-8
Nominal current I <sub>N</sub>	41 A	41 A
Nominal voltage U <sub>N</sub>	600 V	600 V

cUL Recognized

	B	C
mm <sup>2</sup> /AWG/kcmil	24-8	24-8
Nominal current I <sub>N</sub>	41 A	41 A
Nominal voltage U <sub>N</sub>	600 V	600 V

GOST

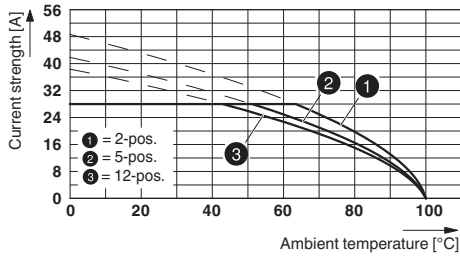
GOST

cULus Recognized

## Drawings

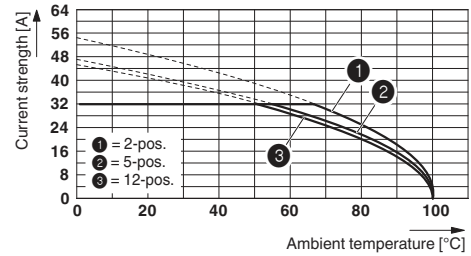
# Printed-circuit board connector - PC 5/11-STF1-7,62 - 1777927

Diagram



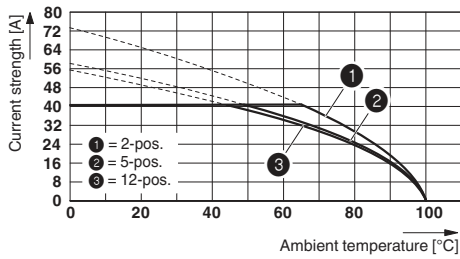
Derating curve for: PC 5/...-STF1-7,62 with PC 4/...-G-7,62  
Conductor cross section: 4 mm<sup>2</sup>

Diagram



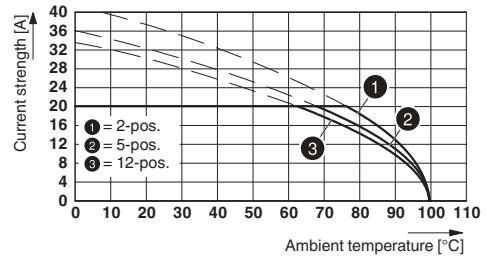
Derating curve for: PC 5/...-STF1-7,62 with PC 5/...-G-7,62  
Conductor cross section: 6 mm<sup>2</sup>

Diagram



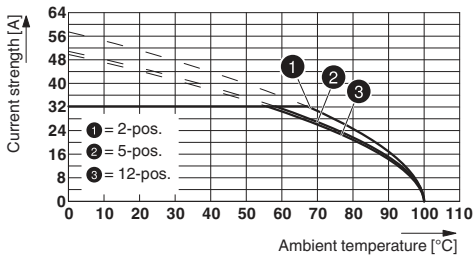
Derating curve for: PC 5/...-STF1-7,62 with PC 5/...-G-7,62  
Conductor cross section: 10 mm<sup>2</sup>

Diagram



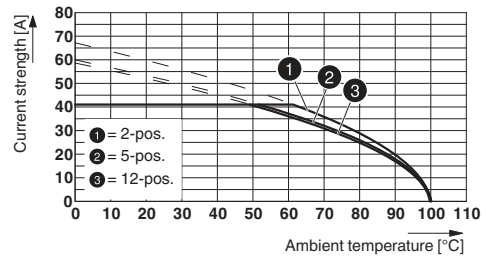
Type: PC 5/...-STF1-7,62 with PCVK 4-7,62 and PCVK 4-7,62-F

Diagram



Type: PC 5/...-ST(F)1-7,62 with PC 5/...-GU(F)-7,62  
Conductor cross section: 6 mm<sup>2</sup>

Diagram



Type: PC 5/...-ST(F)1-7,62 with PC 5/...-G(F)U-7,62  
Conductor cross section: 10 mm<sup>2</sup>

# Printed-circuit board connector - PC 5/11-STF1-7,62 - 1777927

Dimensioned drawing

