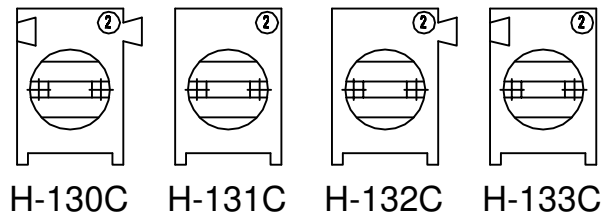
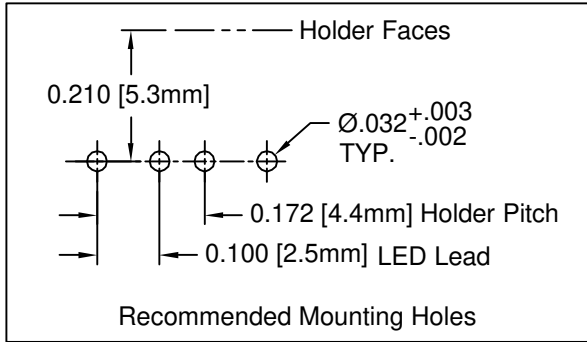
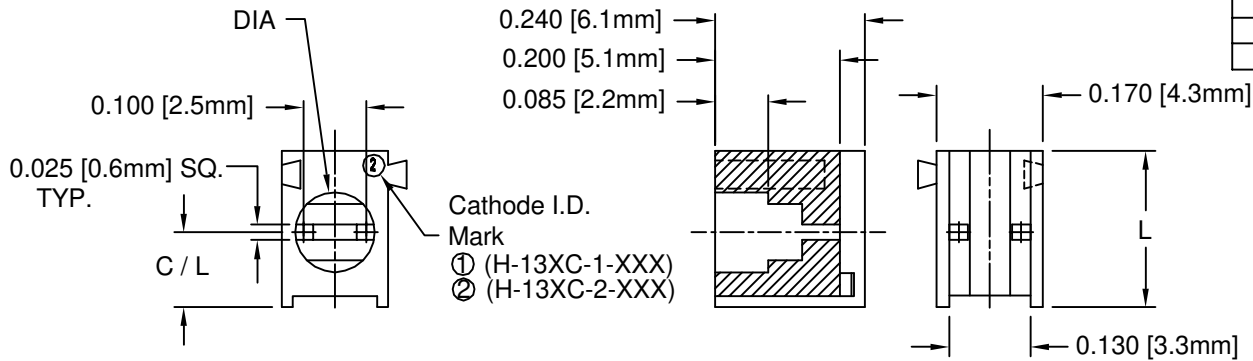


REV.	DESCRIPTION	DATE	APPROVED
B	Engineering Update w/o Changes	02/26/04	M. C.



PART NO.				ID MARK	DIA	C/L	L
H-130C SERIES	H-131C SERIES	H-132C SERIES	H-133C SERIES				
H-130C-1-120	H-131C-1-120	H-132C-1-120	H-133C-1-120	①	.128 [3.3mm]	.120 [3.0mm]	.250 [6.4mm]
H-130C-2-120	H-131C-2-120	H-132C-2-120	H-133C-2-120	②	.150 [3.8mm]		
H-130C-1-140	H-131C-1-140	H-132C-1-140	H-133C-1-140	①	.128 [3.3mm]	.140 [3.6mm]	.270 [6.9mm]
H-130C-2-140	H-131C-2-140	H-132C-2-140	H-133C-2-140	②	.150 [3.8mm]		
H-130C-1-160	H-131C-1-160	H-132C-1-160	H-133C-1-160	①	.128 [3.3mm]	.160 [4.1mm]	.290 [7.4mm]
H-130C-2-160	H-131C-2-160	H-132C-2-160	H-133C-2-160	②	.150 [3.8mm]		
H-130C-1-180	H-131C-1-180	H-132C-1-180	H-133C-1-180	①	.128 [3.3mm]	.180 [4.6mm]	.310 [7.9mm]
H-130C-2-180	H-131C-2-180	H-132C-2-180	H-133C-2-180	②	.150 [3.8mm]		

2. MATERIAL: NYLON 6/6, 94V-0, BLACK. BIVAR MATERIAL CODE 22-BK. RTP POLYAMIDE NYLON 6/6, 0200 FR, BLACK OR MODIFIED PLASTICS MN6/6-SE BK.
1. GENERAL SPECIFICATIONS: BIVAR MOLDED COMPONENT SPECIFICATION BV00-E101.

STANDARD TOLERANCE (UNLESS OTHERWISE SPECIFIED)	
DECIMALS	ANGULAR
.X ± .1	X° ± 1°
.XX ± .01	
.XXX ± .005	

**BIVAR®**  
 4 THOMAS, IRVINE, CA. 92618  
 TEL: (949) 951-8808 FAX: (949) 951-3974

**TITLE:** T-1 (3mm) LED HOLDER  
 INTERLOCKING VARIABLE CENTERLINE

DESIGNED: <b>Michael Chen</b>	DATE: <b>01/21/03</b>
CHECKED: <b>D. Green</b>	DATE: <b>01/21/03</b>

<b>PART NO:</b> H-13XC-X-XXX	<b>REVISION:</b> B
<b>CAGE CODE :</b> 32559	<b>SHEET #</b> 1 OF 1
CAD GENERATED DOCUMENT. DO NOT MEASURE DRAWING.	