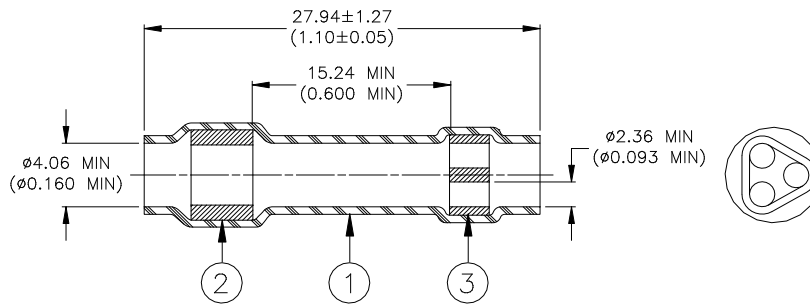
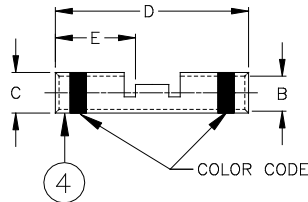


## CUSTOMER DRAWING



**ITEM #1: SEALING SLEEVE**



**ITEM #2: CRIMP SPLICE**

### MATERIALS

1. INSULATION SLEEVE: Heat-shrinkable, transparent blue, radiation cross-linked modified polyvinylidene flouride.
2. SINGLE-WIRE SEAL: Low outgassing immersion resistant thermoplastic fluoroelastomer. Color: BLUE.
3. INTEGRAL-WIRE SEAL: Low outgassing immersion resistant thermoplastic fluoroelastomer. Color: BLUE.
4. CRIMP SPLICE: Base Metal: Copper Alloy 101 or 102 per ASTM B-75.  
Plating: Nickel per QQ-N-290.

### Dimensions:

Part Name	Prod. Rev.	Size	Crimp Splice				Color Code
			ØB	ØC	D	E	
D-436-85	A	20	1.27 (0.050)	2.03 (0.080)	12.95 (0.510)	6.22 (0.245)	Red
			1.14 (0.045)	1.91 (0.075)	12.45 (0.490)	5.72 (0.225)	
D-436-86	B	16	1.75 (0.069)	2.70 (0.106)	14.86 (0.585)	7.11 (0.280)	Blue
			1.63 (0.064)	2.57 (0.101)	14.35 (0.565)	6.60 (0.260)	
D-436-87	A	12	2.60 (0.102)	3.91 (0.154)	14.86 (0.585)	7.11 (0.280)	Yellow
			2.46 (0.097)	3.73 (0.147)	14.35 (0.565)	6.60 (0.260)	

### Installation Data:

Splicer Size	Wire Size Range of Crimp Splice					
	One Wire		Two wires		Three wires	
	Minimum	Maximum	Minimum	Maximum	Minimum	Maximum
20	24	20	26	24	28	24
16	20	16	24	20	24	22
12	16	12	22	16	22	18

		<b>Raychem</b> Devices	<b>TITLE : (Low Outgassing) IN-LINE SPLICE SEALING SYSTEM, 2 OR 3 TO 1 SPLICER: Nickel Plated, Color Coded, with Inspection Slots</b>			
UNLESS OTHERWISE SPECIFIED DIMENSIONS ARE IN MILLIMETERS. INCHES DIMENSIONS ARE BETWEEN BRACKETS.			<b>DOCUMENT NO. : D-436-85/-87</b>			
TOLERANCES: 0.00 N/A 0.0 N/A 0 N/A	ANGLES: N/A  ROUGHNESS IN MICRON	TE CONNECTIVITY (TE) RESERVES THE RIGHT TO CHANGE THIS DRAWING AT ANYTIME. USER SHOULD EVALUATE THE SUITABILITY OF THE PRODUCT FOR THEIR APPLICATION.	DATE:  June 16, 2017	REVISION:  B2		
DRAWN BY:  M. FORONDA	ECO APPROVED:  L. RODRIGUEZ	ECO NUMBER:  ECO-17-008496	SCALE:  None	SIZE:  A	SHEET:  1 of 2	

©2015-2017 TE CONNECTIVITY CORPORATION. ALL RIGHTS RESERVED.

If this document is printed it becomes uncontrolled. Check for the latest revision.

# CUSTOMER DRAWING

## APPLICATION

1. These parts are designed to provide an immersion resistant in-line splices of 2 or 3 to 1 wires falling within the size range listed on sheet 1, having insulations rated for at least 135°C.
2. Parts are available only as an assembly of one of each Item #1 and Item #2.
3. Parts are to be installed per Thermofit Assembly Procedure, see below.
4. Inside diameter and outside diameter of splice are to be measured in crimp areas, 2.54 to 5.08 (0.100 to 0.200) from ends of part. Slight burr permitted on parted surfaces.
5. Acceptance sampling shall be in accordance with Paragraph 4.6.1 of MIL-T-7928.
6. Packing and packaging shall be in accordance with Section 5, Level C, of MIL-T-7928.
7. This document takes precedence over documents referenced herein.

## THERMOFIT ASSEMBLY PROCEDURE

### 1.0 SCOPE


This document outlines the procedure to be followed to obtain immersion resistant 3 or 2 to 1 in-line splices using Thermofit In-Line Splice Sealing System D-436-85/-87.

### 2.0 PROCEDURE:

- a) Strip all wires 7.92 (0.312) to 8.74 (0.344).
- b) Attach the single lead to the appropriate size crimp splice using a Raychem AD-1377 Crimp Tool.
- c) Pass the wires to be attached to other barrel through the sealing sleeve from the three hole insert end.
- d) Insert wires into barrel and crimp. Care must be taken so that the wires remain untwisted between the crimp splice and the three wire seal or the sealing sleeve cannot be positioned properly.
- e) Apply heat, using a recommended heat source, first to the three-hole insert and then to the other. Heat should be applied until insert melts and flows axially along the wire.

### 3.0 RECOMMENDED RAYCHEM HEATING TOOLS

<u>HEATER</u>	<u>REFLECTOR</u>	<u>RECOMMENDED TEMPERATURE SETTING</u>
Steinel HL-2010E	832011-000	316°C-371°C (600°F-700°F)
Thermogun #500A	TG-14	316°C-371°C (600°F-700°F)
Shop Air Heater #CV-4504	991180-000	316°C-371°C (600°F-700°F)
Mini-Gun #CV-5300	991319-000	316°C-371°C (600°F-700°F)

 <b>TE Connectivity</b>		<b>Raychem Devices</b>	TITLE : <b>(Low Outgassing) IN-LINE SPLICE SEALING SYSTEM, 2 OR 3 TO 1 SPLICER: Nickel Plated, Color Coded, with Inspection Slots</b>		
UNLESS OTHERWISE SPECIFIED DIMENSIONS ARE IN MILLIMETERS. INCHES DIMENSIONS ARE BETWEEN BRACKETS.			DOCUMENT NO. : <b>D-436-85/-87</b>		
TOLERANCES: 0.00 N/A 0.0 N/A 0 N/A	ANGLES: N/A  ROUGHNESS IN MICRON	TE CONNECTIVITY (TE) RESERVES THE RIGHT TO CHANGE THIS DRAWING AT ANYTIME. USER SHOULD EVALUATE THE SUITABILITY OF THE PRODUCT FOR THEIR APPLICATION.	DATE: <b>June 16, 2017</b>	REVISION: <b>B2</b>	
DRAWN BY: <b>M. FORONDA</b>	ECO APPROVED: <b>L. RODRIGUEZ</b>	ECO NUMBER: <b>ECO-17-008496</b>	SCALE: <b>None</b>	SIZE: <b>A</b>	SHEET: <b>2 of 2</b>

©2015-2017 TE CONNECTIVITY CORPORATION. ALL RIGHTS RESERVED.

If this document is printed it becomes uncontrolled. Check for the latest revision.