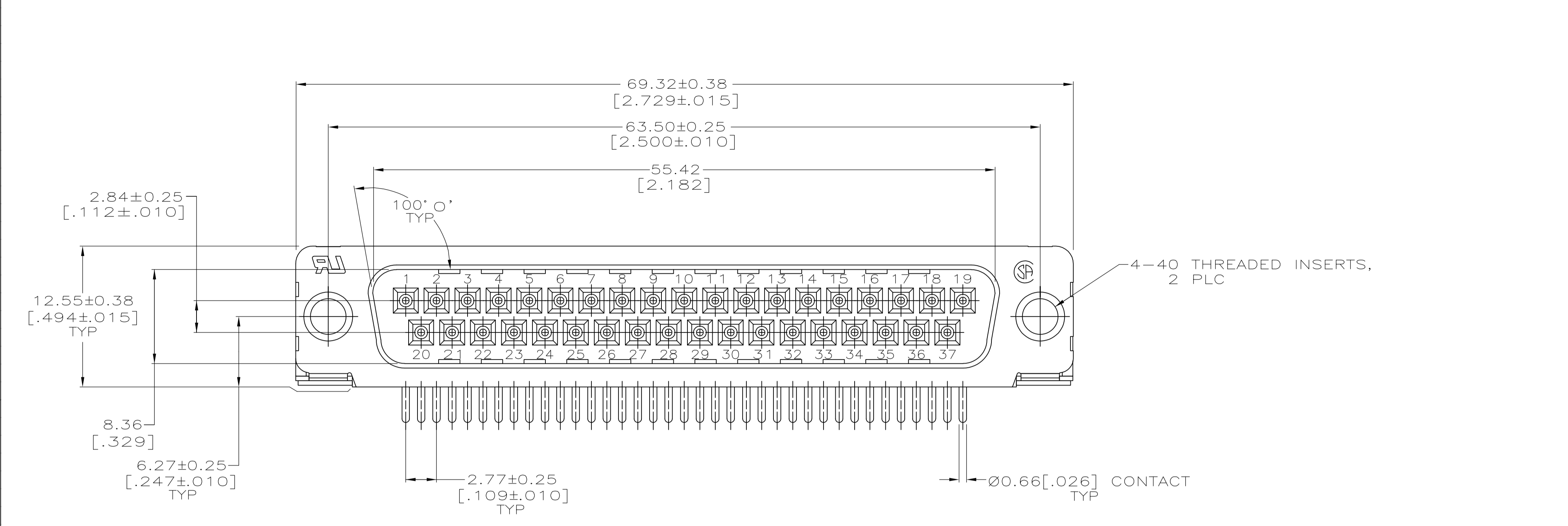
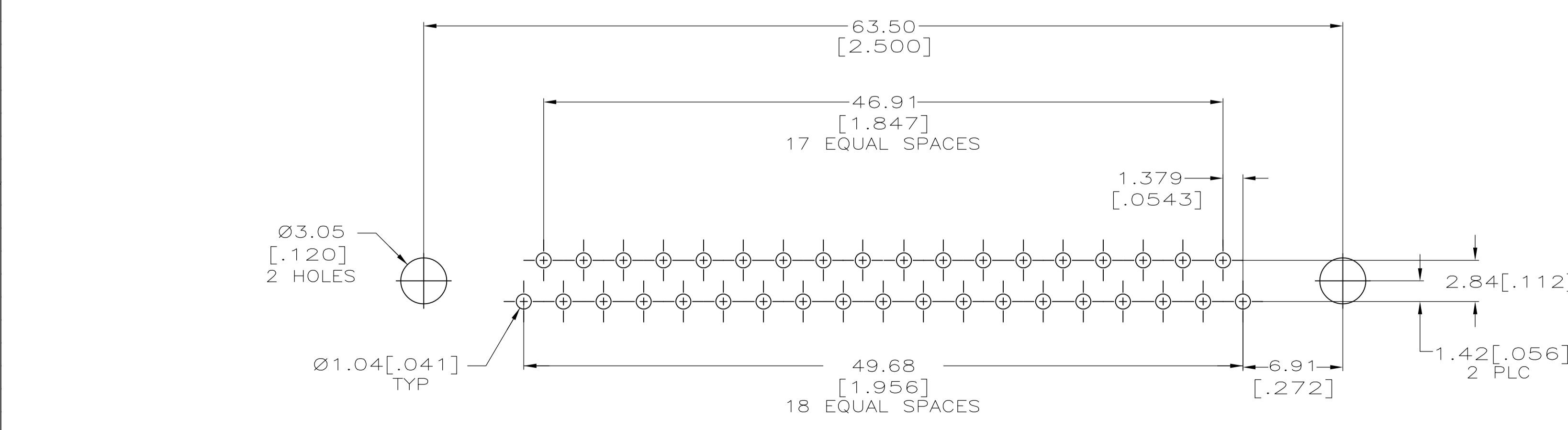
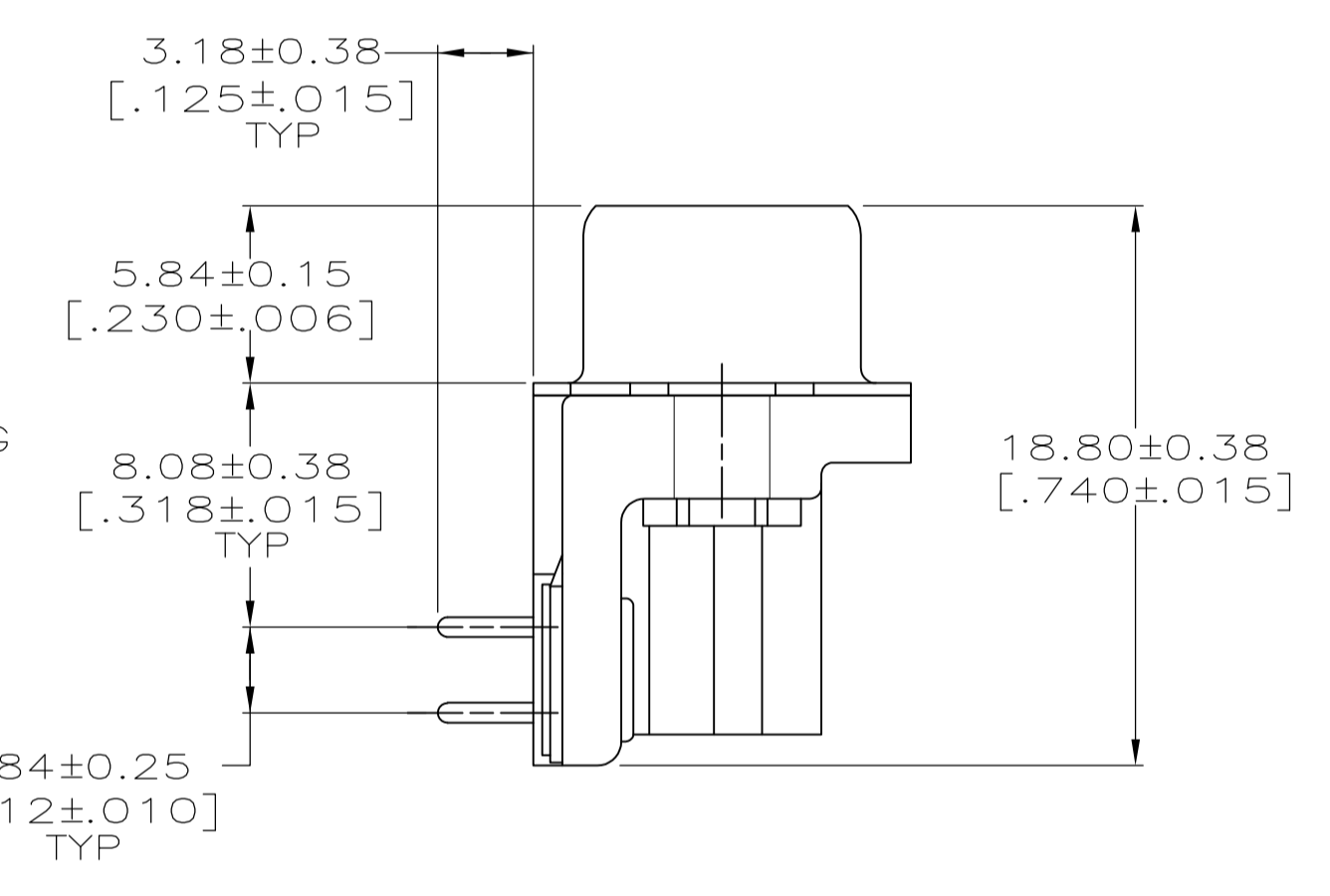
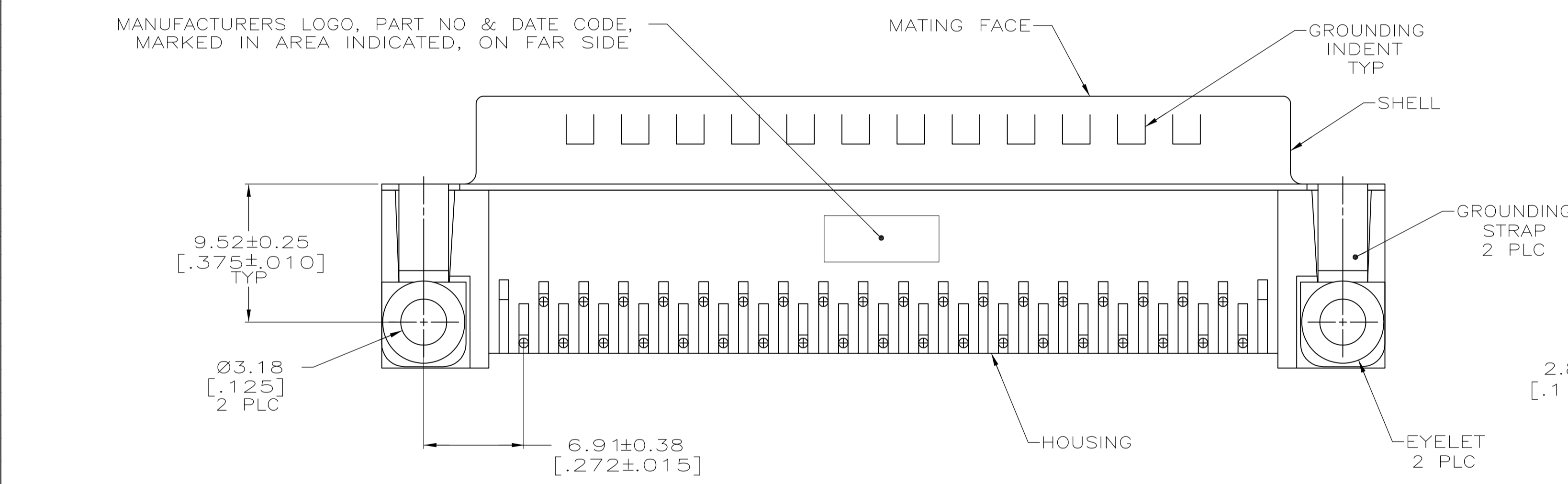


LOC		DIST		REVISIONS			
P	LTR	DESCRIPTION	DATE	DMN	APVD		
C		REVISED PER ECO-12-022391	02JAN2013	CJV	SLB		



1 HOUSING: NYLON OR POLYESTER, FLAME RETARDANT, UL 94V-0 RATED, GLASS FILLED, BLACK.  
 CONTACTS: BRASS  
 SHELL: CARBON STEEL  
 EYELETS: BRASS  
 INSERTS: ZINC

2 SHELL: 2.54µm [.000100] MIN TIN OVER 1.27µm [.000050] MIN COPPER.  
 EYELETS: 2.54µm [.000100] MIN TIN OVER COPPER FLASH.  
 INSERTS: CLEAR CHROMATE  
 CONTACTS: 0.76µm (.000030) MIN GOLD PLATE ON THE MATING SURFACES, 2.54µm (.000100) MIN TIN PLATE ON THE SOLDER END, 1.27µm (.000050) MIN NICKEL UNDERPLATE ON THE ENTIRE CONTACT  
 -OR-  
 GOLD FLASH OVER PALLADIUM-NICKEL PLATE, 0.76µm (.000030) MIN TOTAL ON THE MATING SURFACES, 2.54µm (.000100) MIN TIN PLATE ON THE SOLDER END, 1.27µm (.000050) MIN NICKEL UNDERPLATE ON THE ENTIRE CONTACT.



RECOMMENDED P.C. BOARD MOUNTING DIMENSIONS

5747252-4  
PART NUMBER

**COPYRIGHT 2005  
 TYCO ELECTRONICS CORP  
 ALL RIGHTS RESERVED**

THIS DRAWING IS A CONTROLLED DOCUMENT. DIMENSIONING AND TOLERANCING PER ASME Y14.5M-2009		DIN A. FERNANDEZ-DOCKS 04-12-05 C/K S. BOLASH 04-12-05	TE Connectivity	
DIMENSIONS: mm [INCHES] TOLERANCES UNLESS OTHERWISE SPECIFIED: 0 PLC ± - 1 PLC ± - 2 PLC ± - 3 PLC ± 0.13 [.005] 4 PLC ± - ANGLES ± 2° 0		APVD M. WALMSLEY 04-12-05 NAME PRODUCT SPEC 108-40025 APPLICATION SPEC 114-40010	PLUG ASSEMBLY, SIZE 4, 37 POSITION, RIGHT ANGLE, FRONT METAL SHELL, .318 SERIES, AMPLIMITE HD-20 SIZE CAGE CODE DRAWING NO RESTRICTED TO A1 00779 C=5747252	
MATERIAL	FINISH	WEIGHT	CUSTOMER DRAWING	SCALE 4:1 SHEET 1 OF 1 REV C