

## Bus system flush-type plug - SACCBP-MSB-5CON-PG9/5,0-900SCO - 1437672

Please be informed that the data shown in this PDF Document is generated from our Online Catalog. Please find the complete data in the user's documentation. Our General Terms of Use for Downloads are valid (<http://download.phoenixcontact.com>)



Bus system flush-type plug, INTERBUS, 5-pos., M12, shielded, B-coded, SPEEDCON, rear/screw mounting with Pg9 thread, with 5.0 m bus cable, 3 x 2 x 0.25 mm<sup>2</sup>



### Key commercial data

Packing unit	1 1
Custom tariff number	85444290
Country of origin	Germany

### Technical data

#### Dimensions

Length of cable	5 m
-----------------	-----

#### Ambient conditions

Ambient temperature (operation)	-25 °C ... 85 °C (Plug / socket)
Degree of protection	IP67

#### General

Rated current at 40°C	4 A
Rated voltage	60 V
Number of positions	5
Insulation resistance	100 MΩ
Coding	B - inverse
Standards/regulations	M12 connector IEC 61076-2-101
Signal type/category	INTERBUS
Surge voltage category	II

# Bus system flush-type plug - SACCBP-MSB-5CON-PG9/5,0-900SCO - 1437672

## Technical data

### General

Pollution degree	3
------------------	---

### Material

Inflammability class according to UL 94	V0
---	----

### Cable

Cable type	INTERBUS
Cable type (abbreviation)	900
Conductor cross section	0.22 mm <sup>2</sup>
AWG signal line	24
Conductor structure signal line	32x 0.10 mm
Wire colors	Green-yellow, white-brown, gray-pink
Twisted pairs	2 cores to the pair
Overall twist	3 pairs to the core
Shielding	Braided copper wires
External sheath, color	Green RAL 6017
External cable diameter	8.00 mm
Smallest bending radius, fixed installation	60 mm
Smallest bending radius, movable installation	120 mm
Number of bending cycles	5000000
Bending radius	120 mm
Traversing path	10 m
Traversing rate	1.6 m/s
Acceleration	3.2 m/s <sup>2</sup>
Outer sheath, material	PUR
Material conductor insulation	PE
Conductor material	Bare Cu litz wires
Insulation resistance	> 5 GΩ*km
Conductor resistance	≤ 159.8 mΩ/m
Working capacitance	60 nF (At 800 Hz)
Signal speed	0.66 c
Coupling resistance	250000.00 MΩ/km (At 30 MHz)
Nominal voltage, cable	250 V
Test voltage Core/Core	1500 V
Test voltage Core/Shield	1000 V
Flame resistance	IEC 60332-1
Ambient temperature (operation)	-40 °C ... 80 °C (cable, fixed installation)

# Bus system flush-type plug - SACCBP-MSB-5CON-PG9/5,0-900SCO - 1437672

## Technical data

### Cable

	-30 °C ... 70 °C (cable, flexible installation)
--	---

## Classifications

### eCl@ss

eCl@ss 4.0	27250313
eCl@ss 4.1	27250313
eCl@ss 5.0	27143423
eCl@ss 5.1	27143423
eCl@ss 6.0	27143423
eCl@ss 7.0	27449001
eCl@ss 8.0	27449001

### ETIM

ETIM 3.0	EC002061
ETIM 4.0	EC002061
ETIM 5.0	EC002061

### UNSPSC

UNSPSC 6.01	31251501
UNSPSC 7.0901	31251501
UNSPSC 11	31251501
UNSPSC 12.01	31251501
UNSPSC 13.2	39121413

## Approvals

### Approvals

---

#### Approvals

UL Recognized / GOST / GOST

---

#### Ex Approvals

---

Approvals submitted

# Bus system flush-type plug - SACCBP-MSB-5CON-PG9/5,0-900SCO - 1437672

## Approvals

### Approval details

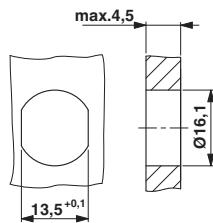
UL Recognized	
mm <sup>2</sup> /AWG/kcmil	26-20
Nominal current I <sub>N</sub>	4 A
Nominal voltage U <sub>N</sub>	60 V

GOST	
------	--

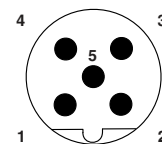
GOST	
------	--

## Drawings

Dimensioned drawing



Schematic diagram




Pin assignment M12 male connector, 5-pos., B-coded, male side

Housing cutout for Pg9 fastening thread, mounting panel with feed-through hole (alternatively with surface as protection against rotation)

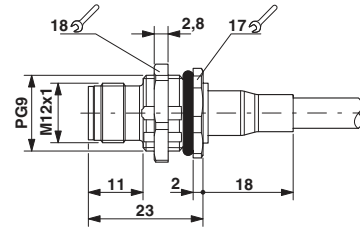
# Bus system flush-type plug - SACCBP-MSB-5CON-PG9/5,0-900SCO - 1437672

Cable cross section



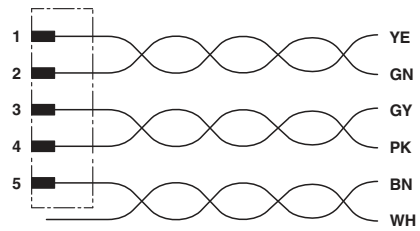
INTERBUS [900]

Dimensioned drawing



M12 panel feed-through

Circuit diagram



Contact assignment of the M12 plug