



Series 222K

6.2 x 6.2mm IP67 Rated Tactile Switch

- Surface mount gull wing and J-bend terminal configurations
- Compatible with IR reflow, and manual soldering
- Variety of operating force & actuator height options
- IP67 protection
- Silicone rubber actuator
- Long life
- Excellent tactile feel



Ordering Information

Series	Terminal Type	Actuating Direction	Actuator Height "L"	Actuation Force	Packaging																										
222K	M	V	A	A	R																										
	<table border="1"> <thead> <tr> <th>Code</th> <th>Spec.</th> </tr> </thead> <tbody> <tr> <td>M</td> <td>Surface mount gull wing</td> </tr> <tr> <td>J</td> <td>Surface mount J-bend</td> </tr> </tbody> </table>	Code	Spec.	M	Surface mount gull wing	J	Surface mount J-bend	<table border="1"> <thead> <tr> <th>Code</th> <th>Spec.</th> </tr> </thead> <tbody> <tr> <td>V</td> <td>Vertical</td> </tr> </tbody> </table>	Code	Spec.	V	Vertical	<table border="1"> <thead> <tr> <th>Code</th> <th>Spec.</th> </tr> </thead> <tbody> <tr> <td>A</td> <td>5.2mm</td> </tr> </tbody> </table>	Code	Spec.	A	5.2mm	<table border="1"> <thead> <tr> <th>Code</th> <th>Spec.</th> </tr> </thead> <tbody> <tr> <td>A</td> <td>200 gf, red</td> </tr> <tr> <td>B</td> <td>145 gf, white</td> </tr> <tr> <td>C</td> <td>360 gf, black</td> </tr> </tbody> </table>	Code	Spec.	A	200 gf, red	B	145 gf, white	C	360 gf, black	<table border="1"> <thead> <tr> <th>Code</th> <th>Spec.</th> </tr> </thead> <tbody> <tr> <td>R</td> <td>Tape & reel packaging</td> </tr> </tbody> </table>	Code	Spec.	R	Tape & reel packaging
Code	Spec.																														
M	Surface mount gull wing																														
J	Surface mount J-bend																														
Code	Spec.																														
V	Vertical																														
Code	Spec.																														
A	5.2mm																														
Code	Spec.																														
A	200 gf, red																														
B	145 gf, white																														
C	360 gf, black																														
Code	Spec.																														
R	Tape & reel packaging																														

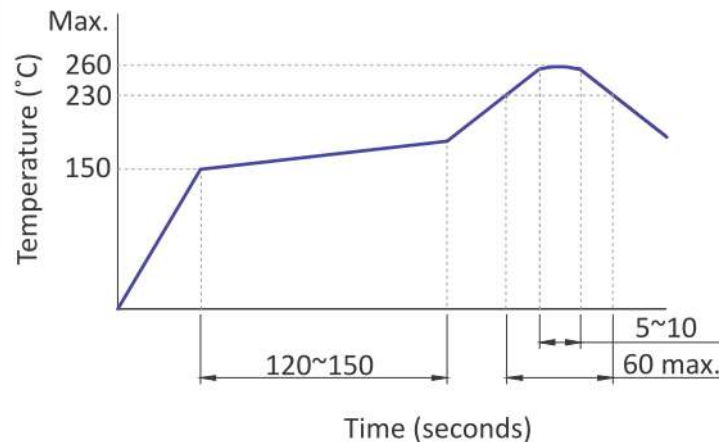
Electrical Specifications

Parameter	Conditions & Remarks	Min	Max	Unit
Contact Resistance			100	milliohms
Insulation Resistance	Between insulated terminals	1000		megohms
Dielectric Strength	250 VAC between adjacent switches		1	minute
Nonswitching Rating			50 or 32	mA or VDC

Mechanical and Environmental

Soldering	Maximum reflow temperature, 260°C for 5 seconds Maximum manual temperature, 350°C for 3 seconds
RoHS	Lead-Free. Fully compliant to RoHS Directive 2011/65/EU
Operating Force	145±50 gf 200±50 gf 360±90 gf
Actuation Life	145 gf: 5,000,000 cycles 200 gf: 500,000 cycles 360 gf: 300,000 cycles
Actuator Strength	3 Kgf maximum
Travel	0.5±0.25mm (145 gf) 0.6±0.25mm (200 gf) 0.7±0.25mm (360 gf)
Packaging	Standard tape and reel packaging
Operating Temperature Range	-40°C to +85°C
Storage Temperature Range	-40°C to +85°C
Waterproof Grade	IP67

Soldering Profile



Mechanical Specifications

Figure 1 – 222KMA, Surface Mount Gull Wing, Actuator Height 5.2mm

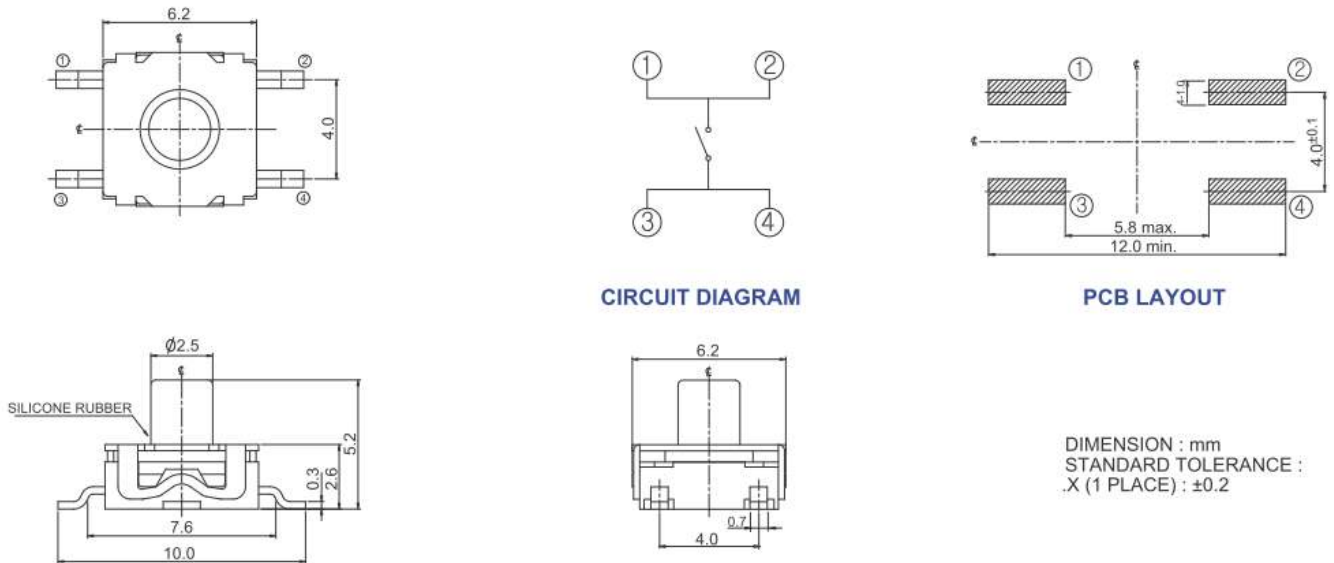
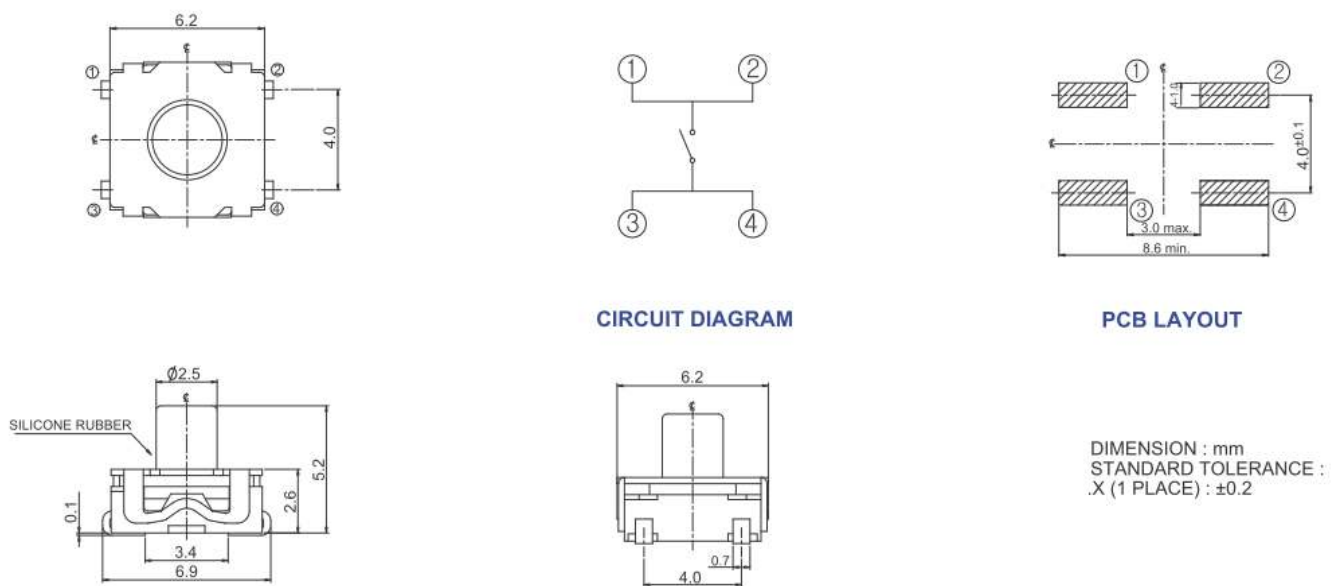


Figure 2 – 222KJA, Surface Mount J-Bend Terminal, Actuator Height 5.2mm

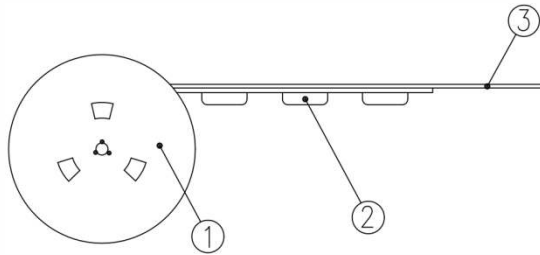


Packing: Tape and Reel

Surface Mount Gull Wing/J-Bend, Actuator Height 5.2mm

The packing specifications:

1. Structure and materials:



No	PART NAME	MATERIAL
①	REEL	POLYSTYRENE
②	CARRIER TAPE	POLYSTYRENE
③	COVER TAPE	POLYESTER

2. Packing quantity: 1,000 pcs/reel
3. More than 10 empty pockets should remain at each end of the carrier tape for each reel.
4. Shortage of less than 10 pcs a reel is acceptable but no more than 3 consecutive empty pockets are allowed.
5. Stripping strength of cover tape is between 10 gf to 130 gf and stripping angle should be within 165°~180°.
6. The product in the pocket of carrier tape should be placed in a specified correct position.
7. Tape and reel per EIA-481.
8. Dimensions:

