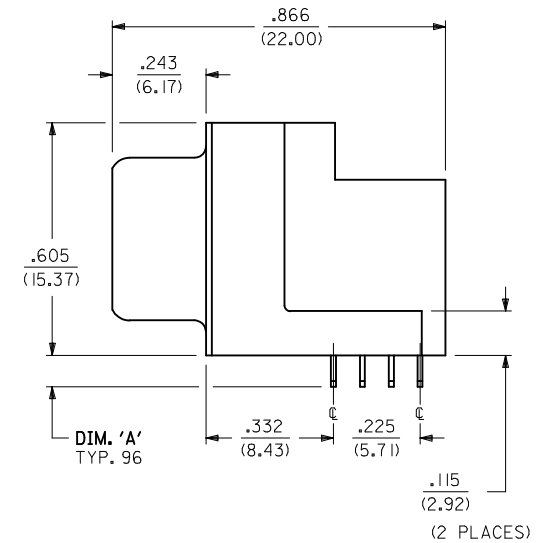
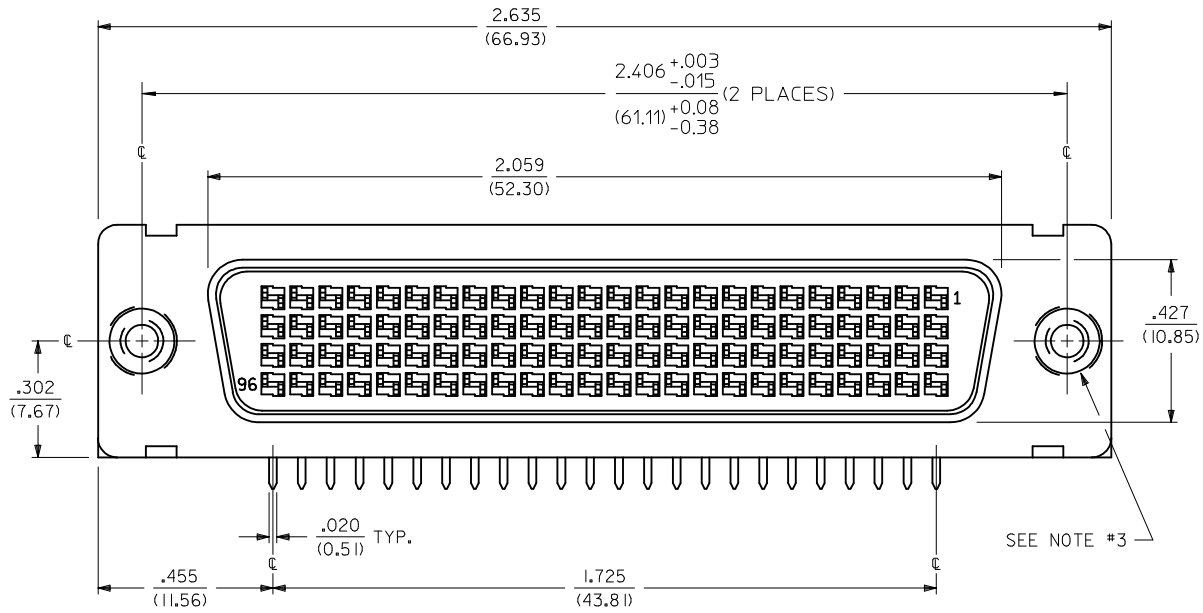


NOTES:

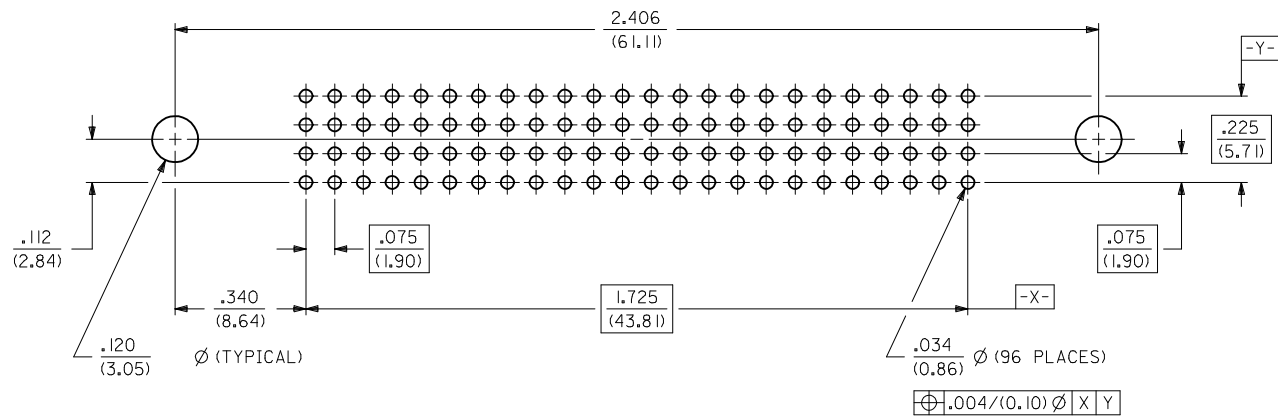
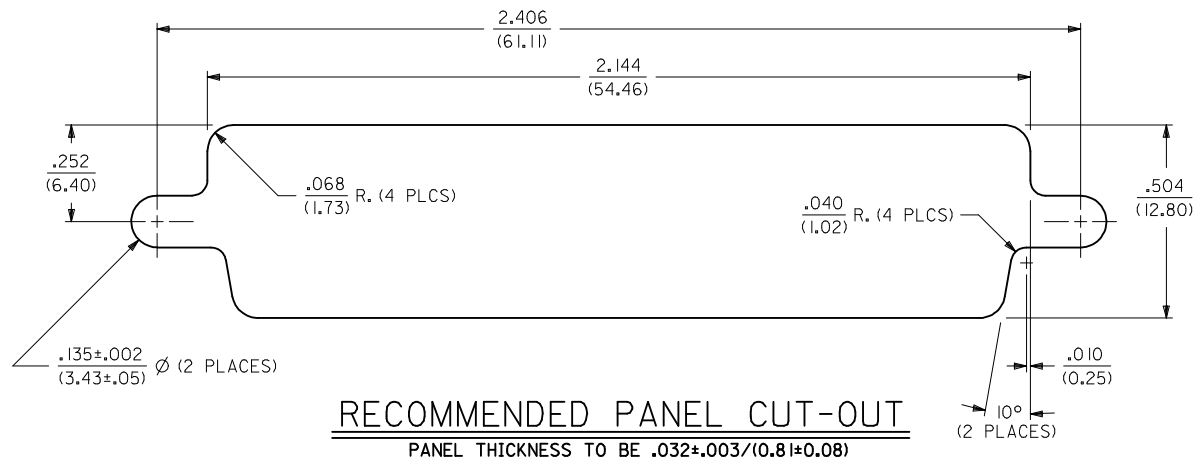
- 1) CONNECTOR MATERIALS:
HOUSING, INSERT-MOLDED STICKS, AND RIGHT ANGLE BRACKET ARE MADE OF GLASS FILLED LCP, UL 94V-0, COLOR IS BLACK. TERMINALS ARE .013/(0.33) THICK BERYLLIUM COPPER; TERMINAL PLATING IS 30 MICROINCHES/(0.76 MICRO METERS) MINIMUM GOLD IN CONTACT AREA, AND 100 MICROINCHES/(2.54 MICROMETERS) MINIMUM TIN ON P.C. TAILS, OVER NICKEL UNDER PLATE OVERALL.
- 2) FRONT SHELL:
DRAW QUALITY STEEL, .016/(0.41) THICK;
PLATING: 150-250 MICROINCHES/(3.81-6.35 MICROMETERS) BRIGHT NICKEL OVER 50 MICROINCHES/(1.27 MICROMETERS) MAXIMUM COPPER OVERALL.
- 3) THREADED INSERT (2 PLACES):
BRASS, M3 X 0.5 (METRIC) INTERNAL THREAD.
- 4) ALL DIMENSIONS ARE SHOWN FOR REFERENCE ONLY UNLESS SPECIFIED OTHERWISE.
- 5) THIS CONNECTOR CONFORMS TO PRODUCT SPECIFICATION PS-70660.
- 6) PART COMPLIES WITH CLASS B OF COSMETIC SPECIFICATION PS-45499-002



051-26-0003	70660-0002	.135 (3.43)
051-26-0000	70660-0001	.092 (2.34)
PART NUMBER	ENGINEERING NUMBER	DIM. 'A'

MODIFY TOLERANCE EC NO: UCP2009-2682 DRWING:MORGAN 2009/05/13 CHKD:SDANNELLEY 2009/05/14 APPR:SMILLER 2009/05/14	QUALITY SYMBOLS
	▼=0 ▽=0

GENERAL TOLERANCES (UNLESS SPECIFIED)	DIMENSION STYLE	SCALE	DESIGN UNITS	THIRD ANGLE PROJECTION
	IN/MM		INCH	
4 PLACES ± --- ± ---	mm	DRAWN BY	DATE	TITLE
3 PLACES ± --- ± .010	INCH	GLT	1991/09/30	LFH, .075 PITCH, 96 CIRCUIT, RIGHT ANGLE I/O RECEPTACLE CONNECTOR
2 PLACES ± 0.25 ± ---		CHECKED BY	DATE	
1 PLACE ± --- ± ---		CAB	1991/09/30	MOLEX INCORPORATED
ANGULAR ±1/2°		APPROVED BY	DATE	
DRAFT WHERE APPLICABLE MUST REMAIN WITHIN DIMENSIONS		CAB	1991/09/30	MOLEX INCORPORATED
		MATERIAL NO.	DOCUMENT NO.	SHEET NO.
		SEE TABLE	SDA-70660-0001	1 OF 2
		SIZE	THIS DRAWING CONTAINS INFORMATION THAT IS PROPRIETARY TO MOLEX INCORPORATED AND SHOULD NOT BE USED WITHOUT WRITTEN PERMISSION	



RECOMMENDED PCB AND MTG HOLE LAYOUT

SEE SHEET 1 EC NO: UCP2009-2682 DRWN:DMORGAN 2009/05/13 CHKD:SDANNELLEY 2009/05/14 APPR:SMILLER 2009/05/14	QUALITY SYMBOLS	GENERAL TOLERANCES (UNLESS SPECIFIED) <table border="1"> <tr> <th></th> <th>mm</th> <th>INCH</th> </tr> <tr> <td>4 PLACES ±</td> <td>---</td> <td>±---</td> </tr> <tr> <td>3 PLACES ±</td> <td>---</td> <td>±.003</td> </tr> <tr> <td>2 PLACES ±</td> <td>0.08</td> <td>±---</td> </tr> <tr> <td>1 PLACE ±</td> <td>---</td> <td>±---</td> </tr> </table>		mm	INCH	4 PLACES ±	---	±---	3 PLACES ±	---	±.003	2 PLACES ±	0.08	±---	1 PLACE ±	---	±---	DIMENSION STYLE	SCALE	DESIGN UNITS	THIRD ANGLE PROJECTION LFH, .075 PITCH, 96 CIRCUIT, RIGHT ANGLE I/O RECEPTACLE CONNECTOR MOLEX INCORPORATED
			mm	INCH																	
	4 PLACES ±		---	±---																	
	3 PLACES ±		---	±.003																	
2 PLACES ±	0.08	±---																			
1 PLACE ±	---	±---																			
▽=0 ▽=0	IN/MM	4:1	INCH																		
DRAFT WHERE APPLICABLE MUST REMAIN WITHIN DIMENSIONS	DRAWN BY DATE GLT 1991/09/30 CHECKED BY DATE CAB 1991/09/30 APPROVED BY DATE CAB 1991/09/30	MATERIAL NO. DOCUMENT NO. SEE SHEET #1 SDA-70660-0001																			
SIZE C	THIS DRAWING CONTAINS INFORMATION THAT IS PROPRIETARY TO MOLEX INCORPORATED AND SHOULD NOT BE USED WITHOUT WRITTEN PERMISSION		SHEET NO. 2 OF 2																		