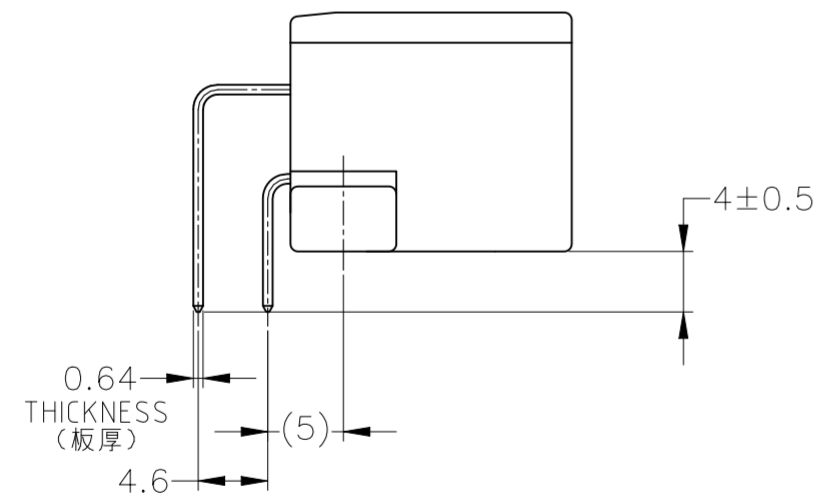
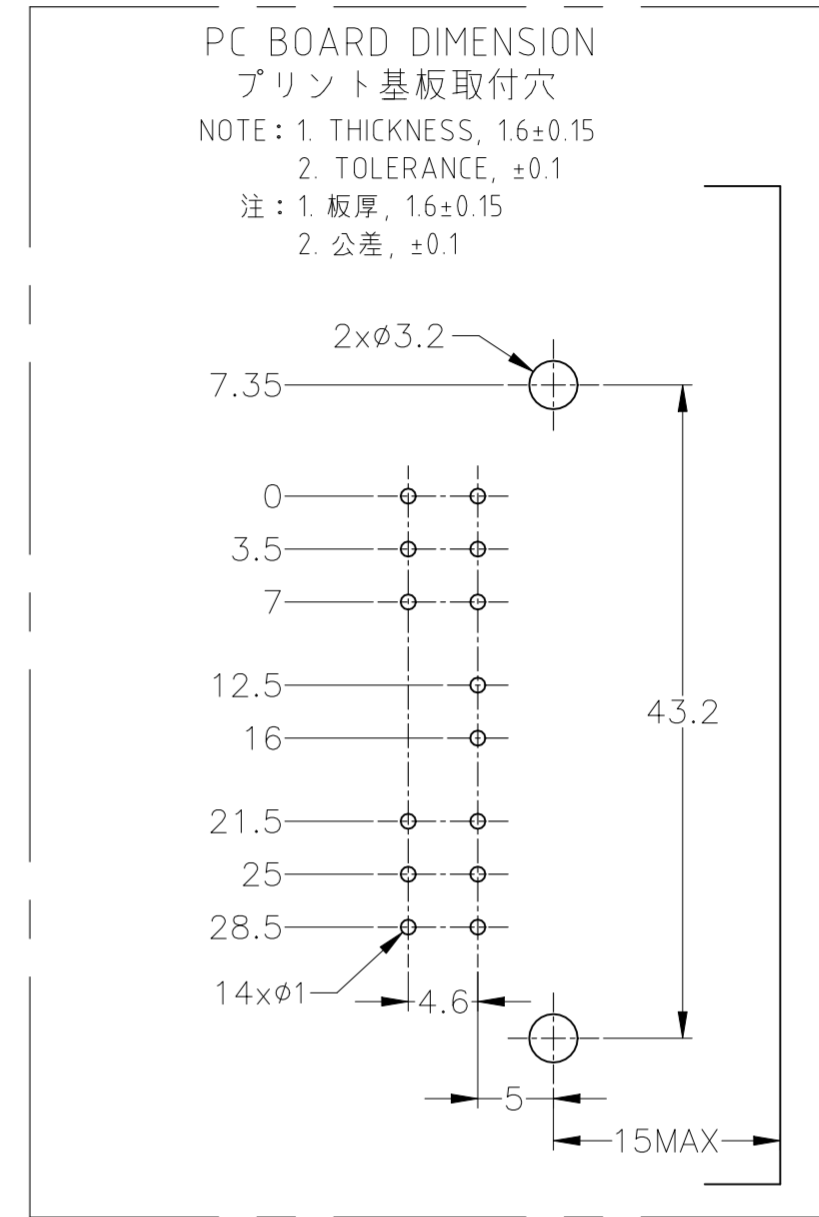
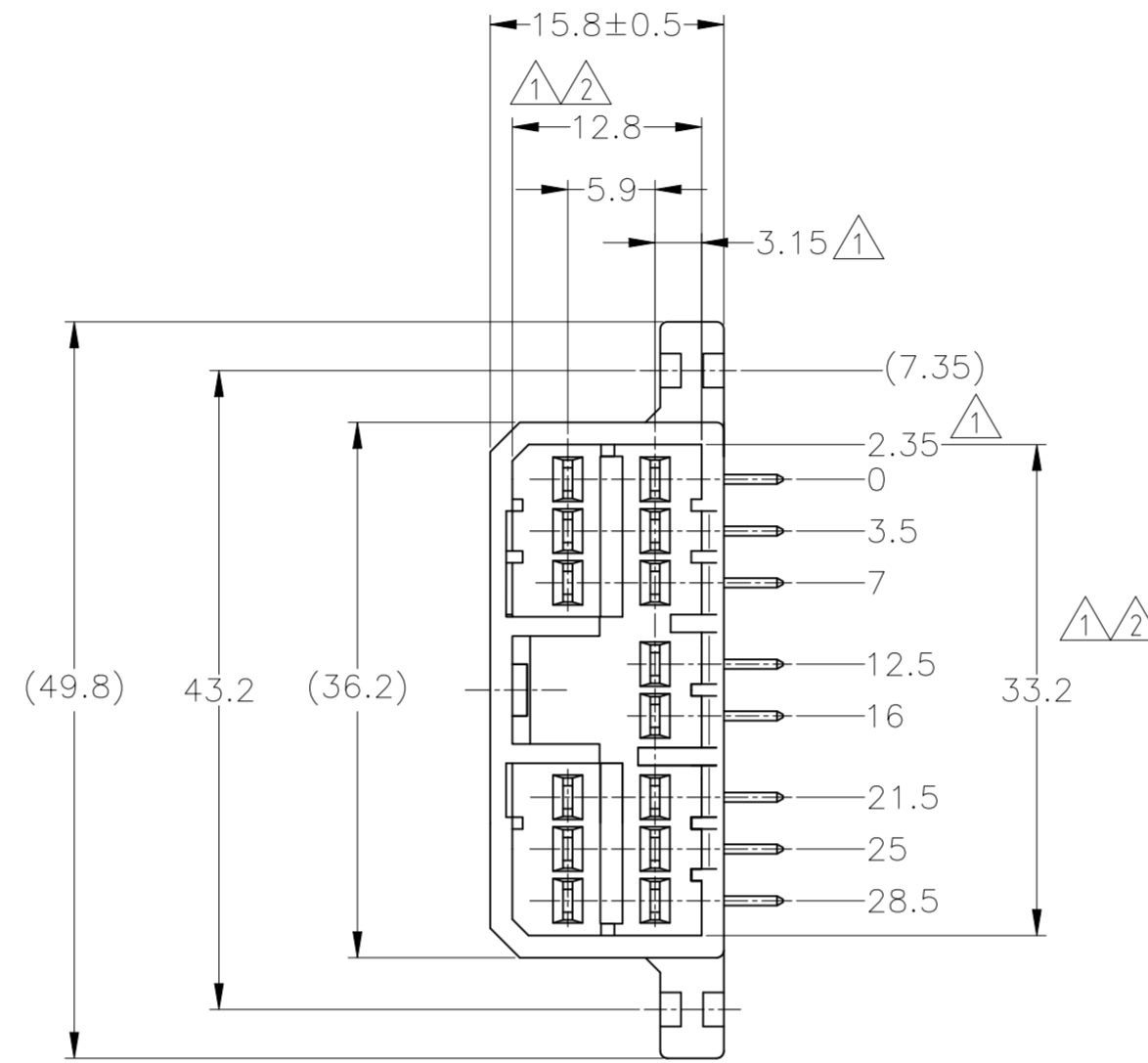
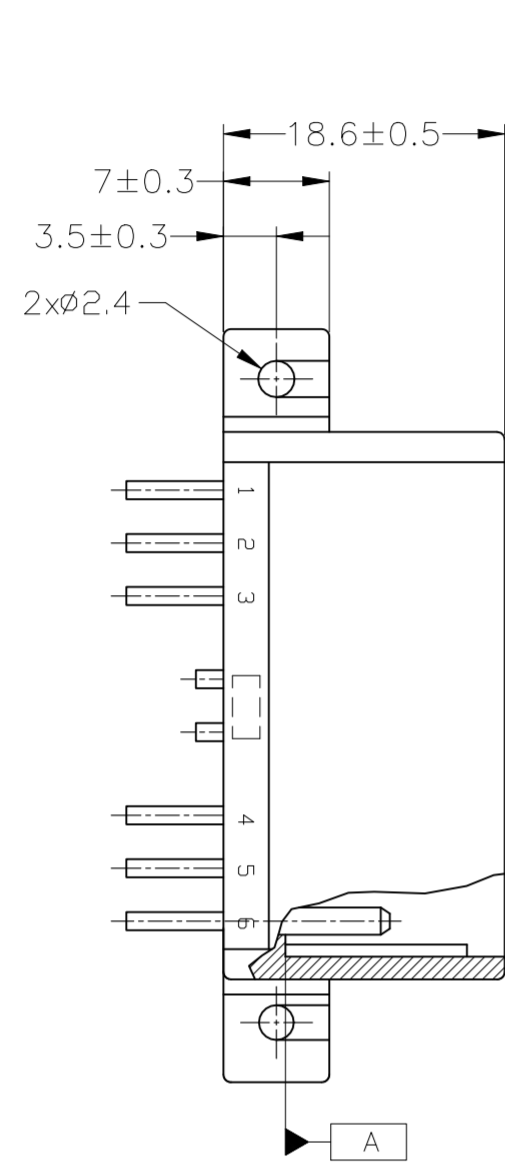
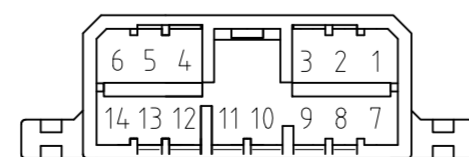


REVISIONS 変更					
P	LTR	DESCRIPTION	DATE	DWN	APVD
J5		REVISED PER ECR-22-153250	21OCT2022	RK	MT



- ① A面より2mmの範囲で測定。
- ② 相手ハウジングと所定の機能を満足して嵌合できること。
- ③ プリント基板への取付は、JIS B1115又は1122, M3×6ナベ(2種又は4種)のタッピンネジで締付けた後ハンダ付する。(締付けトルク4kg-cm以下)
- ④ 回路番号: 下図参照のこと。

- ① TO BE MEASURED BETWEEN [A] AND 2.
- ② TO BE MATE WITH PLUG HSG SMOOTHLY.
- ③ TO BE USE M3 TAPPING SCREW JIS B1115 OR 1122 (TYPE 2 OR 4) BEFORE SOLDER.
- ④ CIRCUIT NUMBER.



HB	SELECTIVE-TIN (MATTE)	SELECTIVE GOLD × 14	1~14 (全極)	-	GREEN 緑色	2-5173860-4
HB	SELECTIVE-TIN (MATTE)	SELECTIVE GOLD × 14	1~14 (全極)	-	NATURAL 自然色	2-5173860-1
OBSOLETE	V-2	PRE-TIN × 14	1~14 (全極)	-	NATURAL 自然色	9-173860-1
OBSOLETE	HB	SELECTIVE-TIN	PRE-TIN × 14	1~14 (全極)	NATURAL 自然色	7-173860-1
OBSOLETE	HB	SELECTIVE-TIN	PRE-TIN × 14	1~14 (全極)	GREEN 緑色	3-173860-1
OBSOLETE	HB	TIN-LEAD	SELECTIVE GOLD × 14	1~14 (全極)	GREEN 緑色	2-173860-4
OBSOLETE	HB	TIN-LEAD	SELECTIVE GOLD × 14	1~14 (全極)	NATURAL 自然色	2-173860-1
HB		PRE-TIN × 14	-	1~14 (全極)	BLUE 青色	173860-5
HB		PRE-TIN × 14	-	1~14 (全極)	GRAY 灰色	173860-6
HB		PRE-TIN × 14	-	1~14 (全極)	GREEN 緑色	173860-4
HB		PRE-TIN × 14	-	1~14 (全極)	NATURAL 自然色	173860-1
USED MATERIAL	SOLDERING SIDE 半田付け面	CONTACT SIDE 接触部側	GOLD PLATED CIRCUIT NO. 金めっき回路番号	PRE-TIN CIRCUIT NO. 鉛めっき回路番号	COLOR 色	PART NUMBER 製品型番

THIS DRAWING IS A CONTROLLED DOCUMENT.

DWN	S.FUJITA	10DEC08
CHK	K.BETSUI	10DEC08
APVD	K.BETSUI	10DEC08
PRODUCT SPEC	製品規格	108-5216
APPLICATION SPEC	取付適用規格	

TE Connectivity

070 SERIES MULTI-LOCK I/O CONNECTOR
14POSITION CAP HOUSING ASSEMBLY
(H-TYPE)

SIZE	A2	CAGE CODE	00779	DRAWING NO	C=173860	RESTRICTED TO	-
WEIGHT	8.0 g	SCALE	2:1	SHEET	1 of 1	REV	J5

CUSTOMER DRAWING

TOLERANCES UNLESS OTHERWISE SPECIFIED:
一般公差

10±	±0.2
30±	>10 : ±0.25
100±	>30 : ±0.3
ANGLE	±3°

MATERIAL 材料
HOUSING: PBT
CONTACT: BRASS

FINISH 仕上
SEE TABLE