

Universal Multi-Timer

Altech's Universal Multi-Timers comprises 2 models featuring 2 or 10 timing functions to offer highest flexibility in controlling operations. The time range is adjustable from 0.1s to 100h. Dials on the front make it easy to use.



Features

- Multifunctional Timer (10 Functions)
- Asymmetric Timer (2 Functions)
- Universal Voltage 12-265V AC/ DC
- Wide Time Range: 0.1s ~ 100h
- LED Indicator for Power and Relay Status
- DIN Rail Mounted
- 17.5mm Width

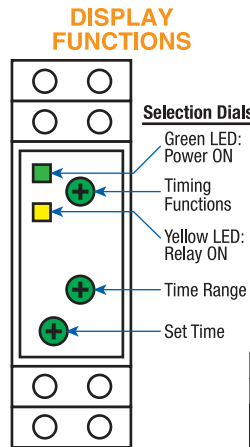


Digital Timers

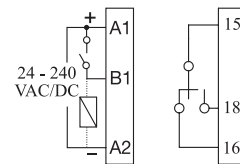
CAT. NO.	AMT10-S1	AMTAS-S1
Output Contacts	1 C/O	1 C/O
No. of Timer Functions	10	2
Functions	1) Signal ON Delay [stn]	1) Assymmetric ON/ OFF [anf]
	2) Cyclic ON/ OFF [cnf]	2) Assymmetric OFF/ ON [afn]
	3) Cyclic OFF/ ON [cfn]	
	4) Signal OFF Delay [sf]	
	5) Signal OFF/ ON [sfn]	
	6) Accumulative Delay on Signal [san]	
	7) Impulse ON/ OFF [inf]	
	8) Leading Edge Impulse [iL]	
	9) Trailing Edge Impulse [it]	
	10) Leading Edge Bi-stable [sbi]	

Specifications

Supply Voltage	12 - 265 VAC/ DC (50, 60Hz)
Power Consumption	2 VA max.
Timing Range	0.1s ~ 100h
Reset Time	200ms max.
Repeat Accuracy	+1.0%
Output Contact Rating	8A @ 240V AC / 5A @ 240V DC (resistive)
Electrical Life	10,000 switching cycles
Mechanical Life	1,000,000 switching cycles
AC-15 Rating	Voltage (Ue): 125/ 240V, Current (Ie): 3/1.5A
DC-13 Rating	Voltage (Ue): 125/ 250V, Current (Ie): 2/0.22/0.1A
Operating Temperature	-10°C ~ +60°C (+14°F ~ 131°F)
Storage Temperature	-15°C ~ +70°C (-4°F ~ 149°F)
Weight	70g (0.14lb.)
Protection Enclosure	IP30
Protection Terminals	IP20
Torque	0.60 Nm (6 lb.in.)
Terminal Wire Size	0.3-2.5 mm ² (18-10 AWG)

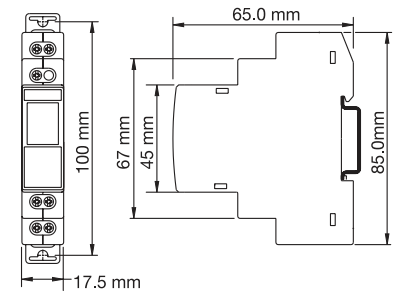


CONNECTION DIAGRAMS



AMT10-S1, AMTAS-S1

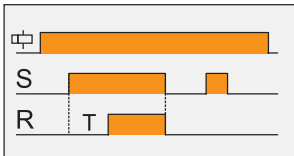
DIMENSIONS



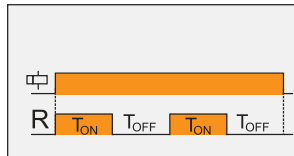
Timing Diagrams

AMT10-S1 (10 Functions) and AMTAS-S1 (2 Functions, bordered with dotted line below)

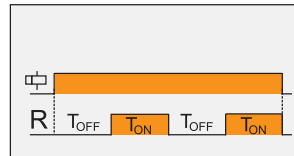
SIGNAL ON DELAY [stn]



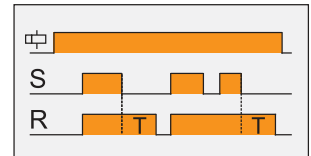
CYCLIC ON/OFF (Sym, Asym) [cnf]



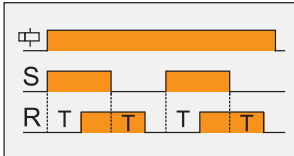
CYCLIC OFF/ON (Sym, Asym) [cfn]



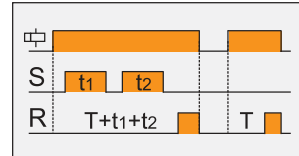
SIGNAL OFF DELAY [sf]



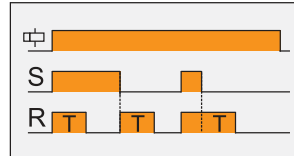
SIGNAL OFF/ON [sfn]



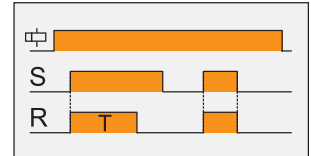
ACCUMULATIVE DELAY ON SIGNAL [san]



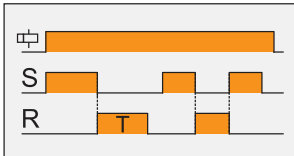
IMPULSE ON/OFF [inf]



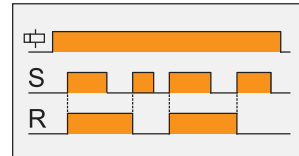
LEADING EDGE IMPULSE [iL]



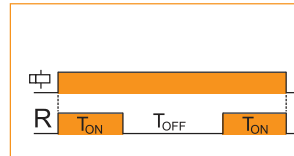
TRAILING EDGE IMPULSE1 [it]



LEADING EDGE BISTABLE [sbi]



ASYMMETRIC ON/OFF [anf]



ASYMMETRIC OFF/ON [afn]

