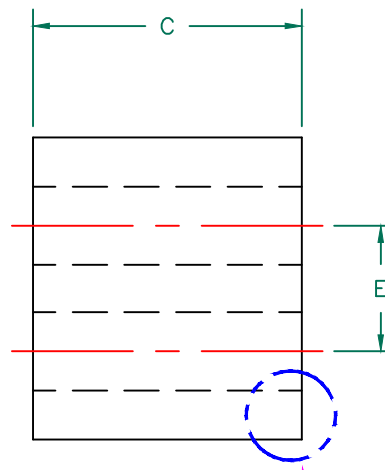
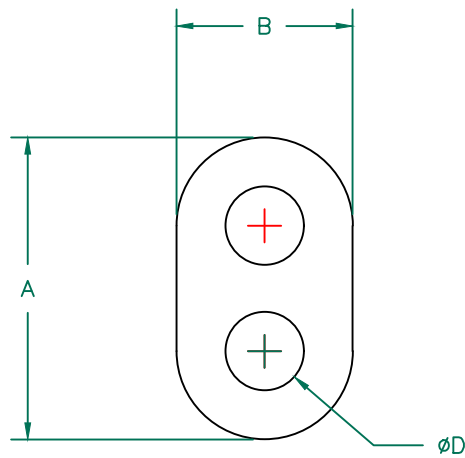


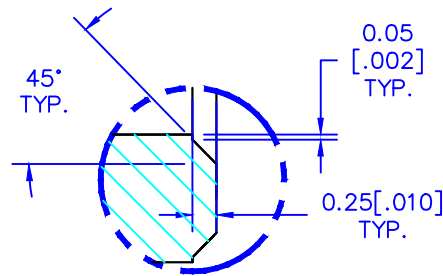
Scale Drawing



33N0277-000



DETAIL "A"



DETAIL "A"
(TYP.)

ELECTRICAL TESTING

TEST	NET Z	NET Z
# TURNS	1 LOOP	1 LOOP
AWG	24	24
FREQUENCY	1 MHz	5 MHz
NOMINAL	8 Ω	11 Ω
MINIMUM	-	8 Ω
WEIGHT/K	0.61171 KGS	1.3486 LBS

NOTES: UNLESS OTHERWISE SPECIFIED

1. COSMETIC SPECIFICATION REFER TO WI-QA-038.



BARE CORE DIMENSIONS:

A	7.04 [.277]	±	0.25 [.010]
B	4.06 [.160]	±	0.13 [.005]
C	6.20 [.244]	±	0.25 [.010]
D	1.80 [.071]	±	0.13 [.005]
E	2.90 [.114]	±	0.13 [.005]

DIMENSIONS ARE IN mm [INCHES].				This print is the property of Laird Tech. and is loaned in confidence subject to return upon request and with the understanding that no copies shall be made without the written consent of Laird Tech. All rights to design or invention are reserved.		Laird	
				PROJECT/PART NUMBER:	REV	PART TYPE:	DRAWN BY:
				33N0277-000	A	BALUN	WS
				DATE: 04/13/2020	SCALE: 6:1	MATERIAL:	
A	NEW RELEASE	04/13/2020	WS	CAD # 33N0277-000-A	TOOL # N0277	FERRITE	
REV	DESCRIPTION	DATE	INT				