



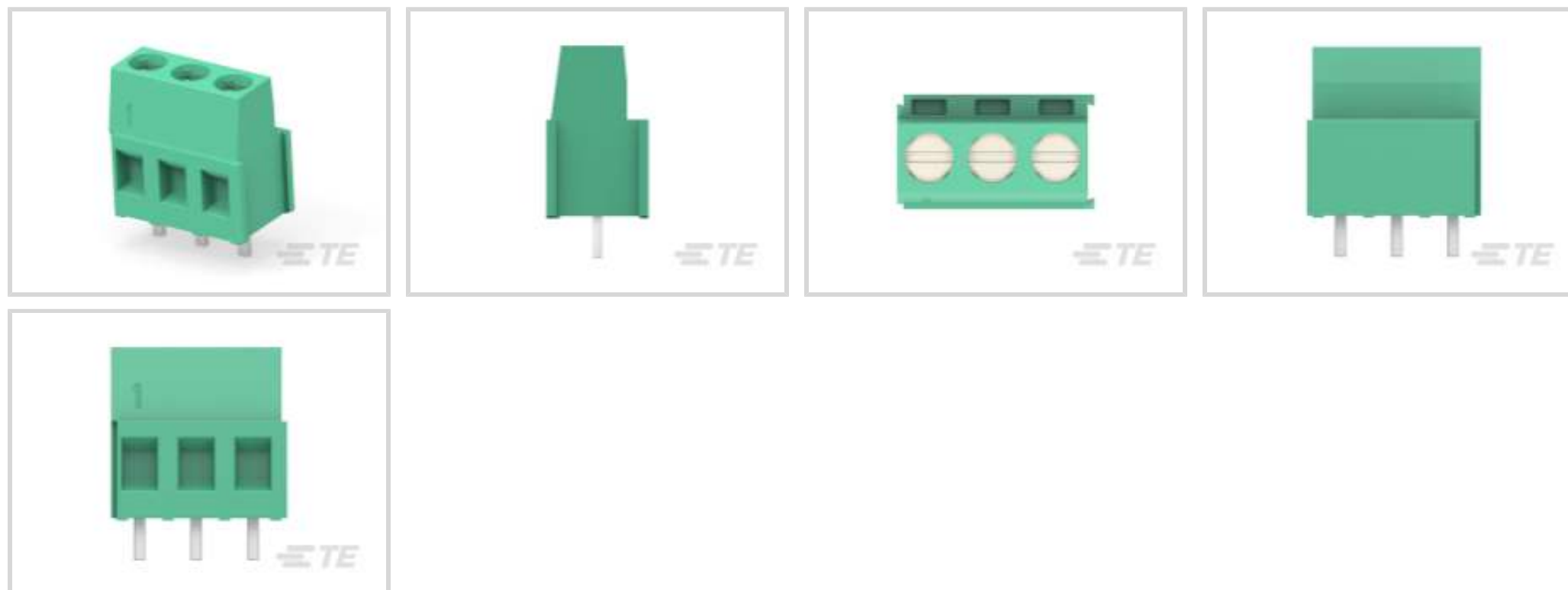
**Buchanan**

TE Internal #: 796683-3

PCB Terminal Blocks, Header, Wire-to-Board, 3 Position, .197 in [5 mm] Centerline, 1 Row, 90° Wire Entry Angle, 30 – 12 AWG Wire Size

[View on TE.com >](#)

Connectors > Terminal Blocks & Strips > PCB Terminal Blocks



Terminal Block Connector Type: **Header**

Connector System: **Wire-to-Board**

Number of Positions: **3**

Centerline (Pitch): **5 mm [ .197 in ]**

Number of Rows: **1**

**Features**

**Product Type Features**

Wire Protection	With
Terminal Block Connector Type	Header
Connector System	Wire-to-Board
Connector & Contact Terminates To	Printed Circuit Board

**Configuration Features**

Stacked Levels	Without
Wire Entry Location	Side
Stacking Configuration	Side Stackable
Number of Positions	3
Number of Rows	1
Wire Entry Angle	90°

**Electrical Characteristics**

Operating Voltage	300 VAC
-------------------	---------

**Body Features**



Primary Product Color	Green
-----------------------	-------

Product Orientation	Vertical
---------------------	----------

### Contact Features

Contact Mating Area Plating Material	Tin
--------------------------------------	-----

Contact Base Material	Brass
-----------------------	-------

Contact Current Rating (Max)	17.5 A
------------------------------	--------

### Termination Features

Termination Post & Tail Length	3.5 mm[.138 in]
--------------------------------	-----------------

Termination Method to Printed Circuit Board	Through Hole - Solder
---	-----------------------

### Mechanical Attachment

Screw Plating Material	Nickel
------------------------	--------

Screw Material	Brass
----------------	-------

Thread Size	M3
-------------	----

Connector Mounting Type	Board Mount
-------------------------	-------------

### Housing Features

Housing Material	PA 66
------------------	-------

Centerline (Pitch)	5 mm[.197 in]
--------------------	---------------

### Dimensions

Wire Size	.05 – 3 mm <sup>2</sup>
-----------	-------------------------

### Usage Conditions

Operating Temperature Range	-40 – 110 °C[-40 – 230 °F]
-----------------------------	----------------------------

### Operation/Application

Circuit Application	Power & Signal
---------------------	----------------

### Identification Marking

Marking Color	White
---------------	-------

### Packaging Features

Packaging Quantity	200
--------------------	-----

Packaging Method	Box
------------------	-----

### Other

Terminal Blocks & Strips Comment	15A Field Wiring
----------------------------------	------------------



## Product Compliance

[For compliance documentation, visit the product page on TE.com>](#)

EU RoHS Directive 2011/65/EU	Compliant with Exemptions
EU ELV Directive 2000/53/EC	Compliant with Exemptions
China RoHS 2 Directive MIIT Order No 32, 2016	Restricted Materials Above Threshold
EU REACH Regulation (EC) No. 1907/2006	<p>Current ECHA Candidate List: JUNE 2023 (235)</p> <p>Candidate List Declared Against: JUNE 2022 (224)</p> <p>SVHC &gt; Threshold:</p> <p>Pb (2% in Component)</p> <p><b>Article Safe Usage Statements:</b>                      Do not eat, drink or smoke when using this product. Wash thoroughly after handling. Recycle if possible and dispose of the article by following all applicable governmental regulations relevant to your geographic location.</p>
Halogen Content	Not Yet Reviewed for halogen content
Solder Process Capability	Wave solder capable to 265°C

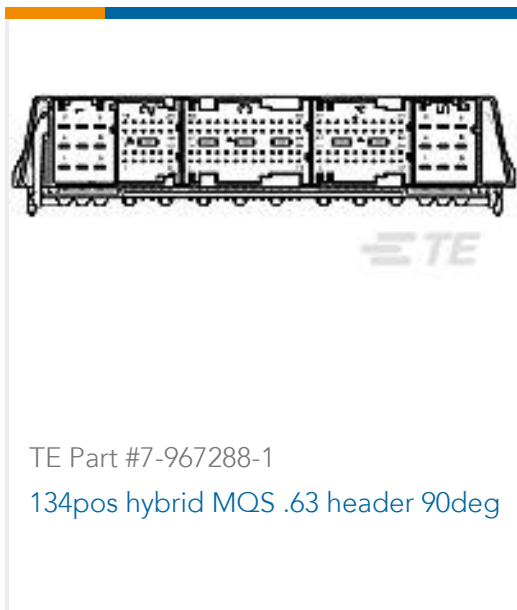
### Product Compliance Disclaimer

This information is provided based on reasonable inquiry of our suppliers and represents our current actual knowledge based on the information they provided. This information is subject to change. The part numbers that TE has identified as EU RoHS compliant have a maximum concentration of 0.1% by weight in homogenous materials for lead, hexavalent chromium, mercury, PBB, PBDE, DBP, BBP, DEHP, DIBP, and 0.01% for cadmium, or qualify for an exemption to these limits as defined in the Annexes of Directive 2011/65/EU (RoHS2). Finished electrical and electronic equipment products will be CE marked as required by Directive 2011/65/EU. Components may not be CE marked. Additionally, the part numbers that TE has identified as EU ELV compliant have a maximum concentration of 0.1% by weight in homogenous materials for lead, hexavalent chromium, and mercury, and 0.01% for cadmium, or qualify for an exemption to these limits as defined in the Annexes of Directive 2000/53/EC (ELV). Regarding the REACH Regulation, the information TE provides on SVHC in articles for this part number is based on the latest European Chemicals Agency (ECHA) 'Guidance on requirements for substances in articles' posted at this URL: <https://echa.europa.eu/guidance-documents/guidance-on-reach>


## Compatible Parts

 <p>TE Part # 282841-3 TERMI-BLOK PCB MOUNT 3P. 5</p>	 <p>TE Part # 796681-3 TERMI-BLOK PCB MOUNT 3P.</p>	 <p>TE Part # 796682-3 TERMI-BLOK PCB MOUNT 90 3P.</p>
--	--	---

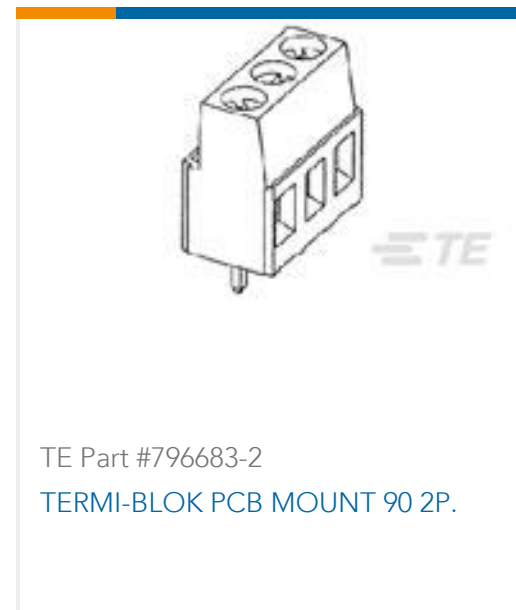
## Customers Also Bought



TE Part #7-967288-1  
134pos hybrid MQS .63 header 90deg



TE Part #1734715-2  
RJ45, MULTI-PORT, 2x4, T/H, SHEILDED.



TE Part #796683-2  
TERMI-BLOK PCB MOUNT 90 2P.



TE Part #1623168-1  
CRG0805 1% 270K



TE Part #1625893-4  
5W SM M/OX 5% 22R



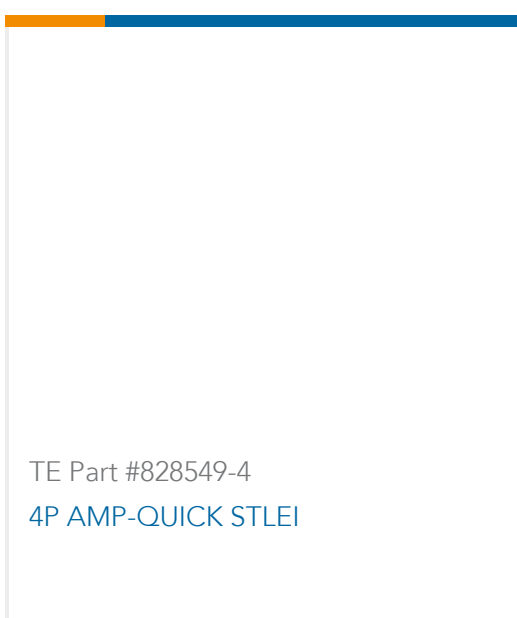
TE Part #2176246-1  
CRGS2512 5% 1R0



TE Part #1624354-2  
NTC0805 5% 2K0



TE Part #1624363-1  
NTC0805 5% 47K



TE Part #828549-4  
4P AMP-QUICK STLEI

## Documents

### Product Drawings

[TERMI-BLOK PCB MOUNT 90 3P.](#)

English

### CAD Files

[3D PDF](#)

3D

Customer View Model

[ENG\\_CVM\\_CVM\\_796683-3\\_B.2d\\_dxf.zip](#)

English

Customer View Model

[ENG\\_CVM\\_CVM\\_796683-3\\_B.3d\\_igs.zip](#)

English

Customer View Model

[ENG\\_CVM\\_CVM\\_796683-3\\_B.3d\\_stp.zip](#)

English

By downloading the CAD file I accept and agree to the [Terms and Conditions](#) of use.

### Datasheets & Catalog Pages



[Eurostyle Terminal Blocks Focus Product Stock List](#)

English

[BUCHANAN TERMINAL BLOCKS CATALOG - EUROSTYLE TERMINAL BLOCKS](#)

English

[1-1773458-1\\_EURO\\_STYLE\\_TERMINAL\\_BLOCKS\\_QRG](#)

English

---

[Product Specifications](#)

[Application Specification](#)

English

---

[Agency Approvals](#)

[UL](#)

English