


Small Signal Product

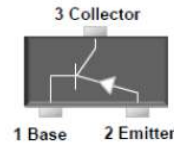
## 200mW, PNP Small Signal Transistor

**FEATURES**

- Epitaxial planar die construction
- Surface device type mounting
- Moisture sensitivity level 1
- Matte Tin(Sn) lead finish with Nickel(Ni) underplate
- Pb free and RoHS compliant
- Green compound (Halogen free) with suffix "G" on packing code and prefix "G" on date code


**MECHANICAL DATA**

- Case : SOT- 23 small outline plastic package
- Terminal : Matte tin plated, lead free, solderable per MIL-STD-202, method 208 guaranteed
- High temperature soldering guaranteed : 260°C/10s
- Weight : 0.008 grams (approximately)


**SOT-23**

<b>MAXIMUM RATINGS AND ELECTRICAL CHARACTERISTICS</b> (TA=25°C unless otherwise noted)			
PARAMETER	SYMBOL	VALUE	UNIT
Power Dissipation	$P_D$	200	mW
Collector-Base Voltage	$V_{CBO}$	BC856	-80
		BC857	-50
		BC858	-30
Collector-Emitter Voltage	$V_{CEO}$	BC856	-65
		BC857	-45
		BC858	-30
Emitter-Base Voltage	$V_{EBO}$	-5	V
Collector Current	$I_C$	-0.1	A
Junction and Storage Temperature Range	$T_J, T_{STG}$	-55 to + 150	°C

PARAMETER	SYMBOL	MIN	MAX	UNIT
Collector-Base Breakdown Voltage	$V_{(BR)CBO}$	BC856	-80	-
		BC857 $I_C = -10\mu A$ $I_E = 0$	-50	-
		BC858	-30	-
Collector-Emitter Breakdown Voltage	$V_{(BR)CEO}$	BC856	-65	-
		BC857 $I_C = -10mA$ $I_B = 0$	-45	-
		BC858	-30	-
Emitter-Base Breakdown Voltage	$V_{(BR)EBO}$	-5	-	V
Collector Cut-off Current	$I_{CBO}$	BC856 $V_{CB} = -70V$	-	-100
		BC857 $V_{CB} = -45V$ $I_E = 0$	-	-100
		BC858 $V_{CB} = -25V$	-	-100
Emitter Cut-off Current	$I_{EBO}$	-	-0.1	$\mu A$
DC Current Gain	$h_{FE}$	BC856A, BC857A, BC858A	125	250
		BC856B, BC857B, BC858B	220	475
		BC857C, BC858C	420	800
Collector-Emitter Saturation Voltage	$V_{CE(sat)}$	-	-0.65	V
Base-Emitter Saturation Voltage	$V_{BE(sat)}$	-	-1.1	V
Transition Frequency	$f_T$	100	-	MHz

Small Signal Product

**RATINGS AND CHARACTERISTIC CURVES**

(TA=25°C unless otherwise noted)

Fig. 1 Static Characteristic

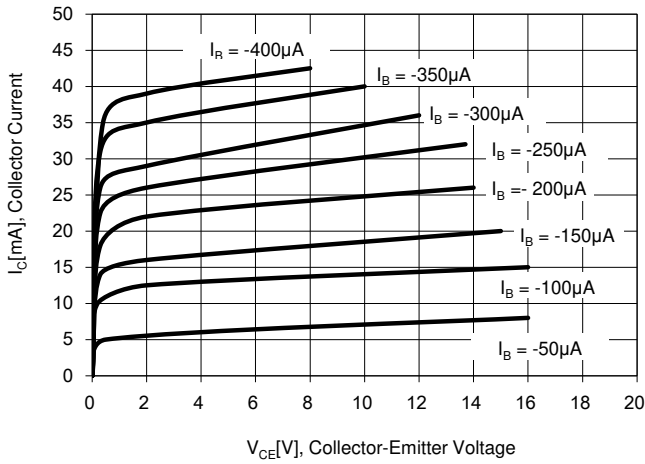


Fig. 2 DC Current Gain

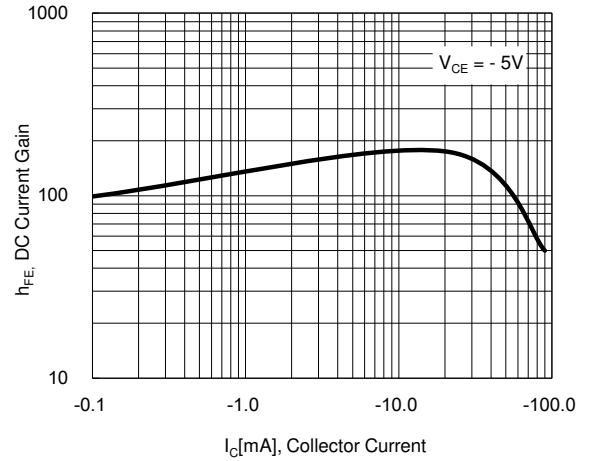


Fig.3 Base-Emitter Saturation Voltage VS. Collector-Emitter Saturation

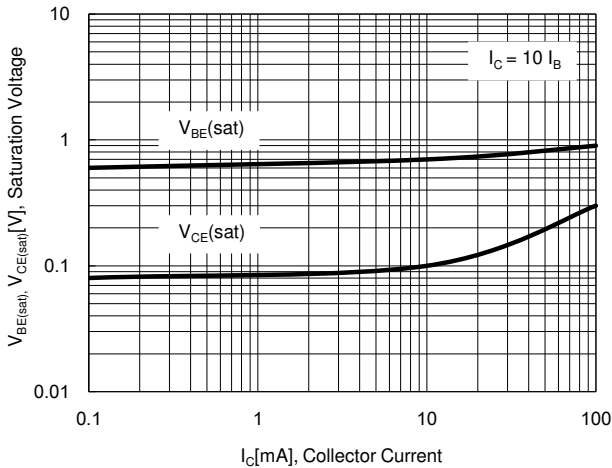


Fig. 4 Base-Emitter On Voltage

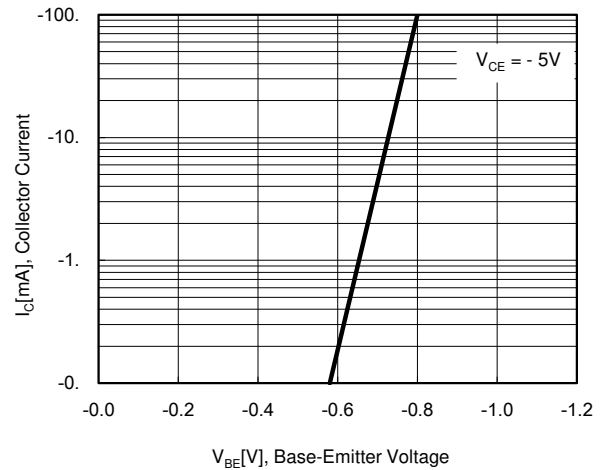


Fig.5 Collector Output Capacitance

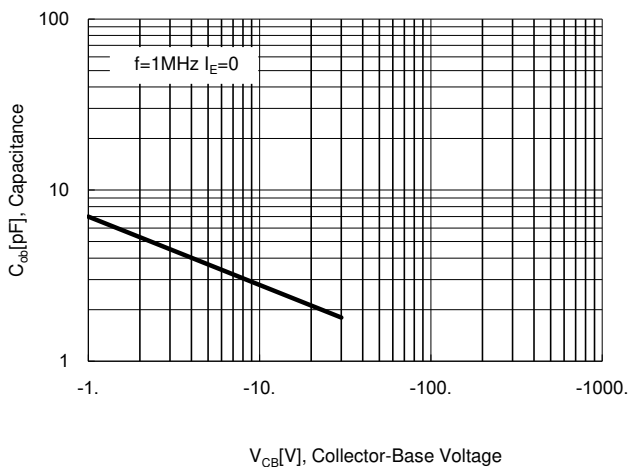
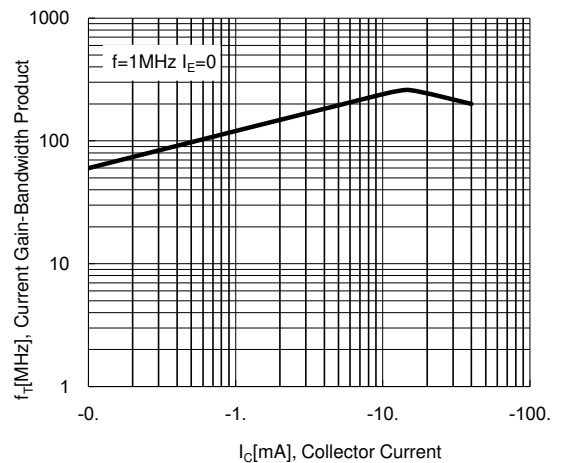


Fig. 6 Current Gain Bandwidth Product



Small Signal Product

**RATINGS AND CHARACTERISTIC CURVES**

(TA=25°C unless otherwise noted)

Fig. 7 DC Current Gain as a Function of Collector Current; Typical Values

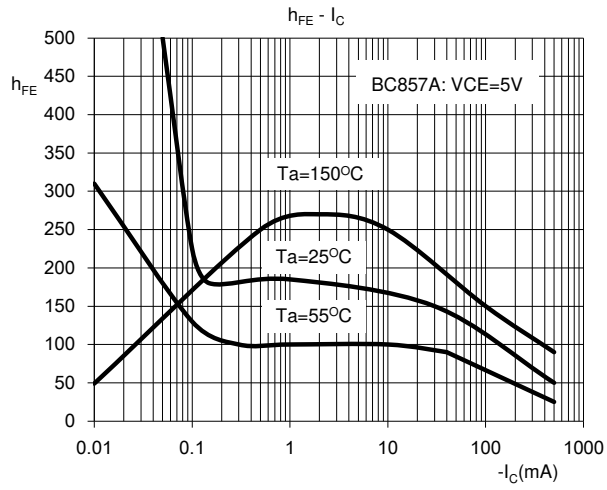
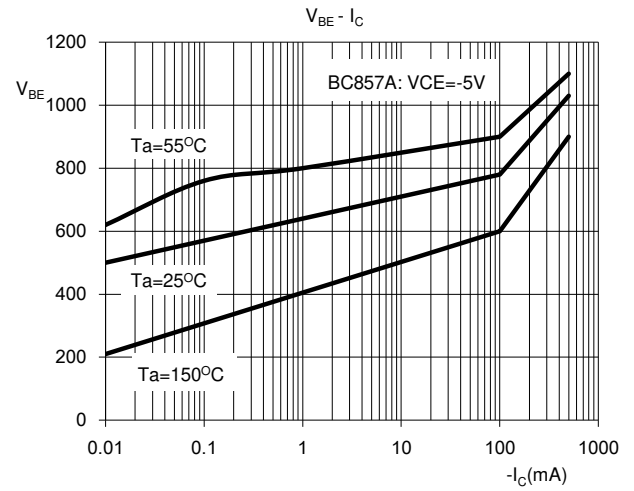


Fig. 8 Base-Emitter Voltage as a Function of Collector Current; Typical Values



Small Signal Product

<b>Ordering information</b>				
<b>Part No.</b>	<b>Packing code</b>	<b>Packing code suffix(*)</b>	<b>Package</b>	<b>Packing</b>
BC85xx (Note 1)	RF	G	SOT-23	3K / 7 " Reel

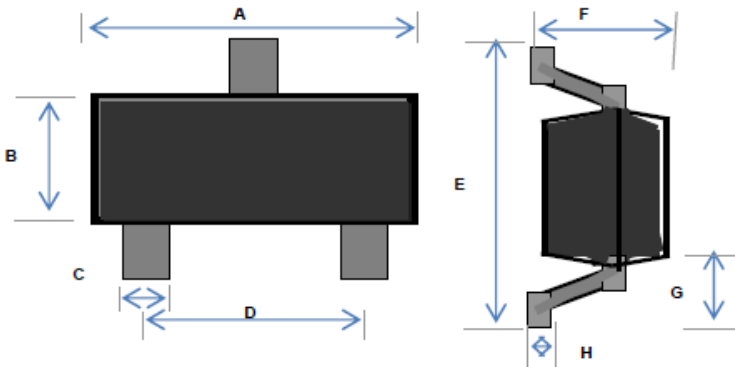
Note 1 : "xx" is Device Code from "6A" thru "8C".

\*: optional available

<b>Example</b>				
<b>Preferred Part No.</b>	<b>Part No.</b>	<b>Packing code</b>	<b>Packing code suffix</b>	<b>Description</b>
BC856A RFG	BC856A	RF	G	Green compound

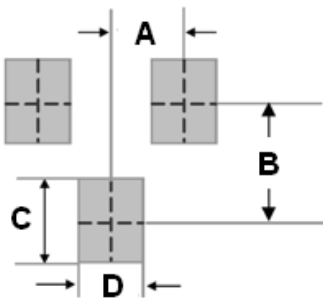
Small Signal Product

Dimensions



DIM.	Unit(mm)		Unit(inch)	
	Min	Max	Min	Max
A	2.70	3.10	0.106	0.122
B	1.10	1.50	0.043	0.059
C	0.30	0.51	0.012	0.020
D	1.78	2.04	0.070	0.080
E	2.20	2.60	0.087	0.102
F	0.90	1.30	0.035	0.051
G	0.550 REF		0.022 REF	
H	0.1 REF		0.004 REF	

Suggested PAD Layout



DIM.	Unit(mm)	Unit(inch)
	Typ.	Typ.
A	0.95	0.037
B	2.0	0.079
C	0.9	0.035
D	0.8	0.031

Marking

Part No.	Marking
BC856A	3A
BC856B	3B
BC857A	3E
BC857B	3F
BC857C	3G
BC858A	3J
BC858B	3K
BC858C	3L

## Small Signal Product

**Notice**

Specifications of the products displayed herein are subject to change without notice. TSC or anyone on its behalf, assumes no responsibility or liability for any errors inaccuracies.

Information contained herein is intended to provide a product description only. No license, express or implied, to any intellectual property rights is granted by this document. Except as provided in TSC's terms and conditions of sale for such products, TSC assumes no liability whatsoever, and disclaims any express or implied warranty, relating to sale and/or use of TSC products including liability or warranties relating to fitness for a particular purpose, merchantability, or infringement of any patent, copyright, or other intellectual property right.

The products shown herein are not designed for use in medical, life-saving, or life-sustaining applications. Customers using or selling these products for use in such applications do so at their own risk and agree to fully indemnify TSC for any damages resulting from such improper use or sale.