

Data sheet | Item number: 788-354

Relay module; Nominal input voltage: 24 VDC; 1 changeover contact;
Limiting continuous current: 16 A; for lamp loads; Red status indicator;
Module width: 15 mm; 2,50 mm²; gray



www.wago.com/788-354





Color:


Subject to changes. Please also observe the further product documentation!

WAGO GmbH & Co. KG
Hansastr. 27
32423 Minden
Phone: +49571 887-0 | Fax: +49571 887-169
Email: info.de@wago.com | Web: www.wago.com

Do you have any questions about our products?
We are always happy to take your call at +49 (571) 887-44222.



Subject to changes. Please also observe the further product documentation!



Data

Notes

Safety information

A separator plate (e.g., 209-191) must be used for voltages greater than 250 V between adjacent relay modules and for compliance with the reinforced insulation requirements.

Note

- Reinforced insulation between coil and contacts
- To protect the relay coils and contacts, inductive loads must be dampened with an effective protection circuit.

Subject to changes. Please also observe the further product documentation!

WAGO GmbH & Co. KG
Hansastr. 27
32423 Minden
Phone: +49571 887-0 | Fax: +49571 887-169
Email: info.de@wago.com | Web: www.wago.com

Do you have any questions about our products?
We are always happy to take your call at +49 (571) 887-44222.

Technical data

Control Circuit

Nominal input voltage U_N	DC 24 V
Input voltage range	-15 ... +20 %
Nominal input current at U_N	19 mA

Load circuit

Number of changeover/switchover contacts	1
Contact material (relay)	AgSnO ₂
Limiting continuous current	16 A
Inrush current (resistive) max.	(AC) 120 A / 0.05 s
Switching voltage (max.)	AC 250 V
Switching power (resistive) max.	AC 4000 VA; DC (see load limit curve)
Recommended minimum load	5 V / 100 mA
Pull-in time (typ.)	15 ms
Drop-out time (typ.)	5 ms
Electrical life (NO; resistive load; 23 °C)	100 x 10 ³ switching operations
Mechanical life	10 x 10 ⁶ switching operations

Signaling

Status indicator	Red LED
------------------	---------

Safety and protection

Rated voltage	250 V
Rated surge voltage	4 kV
Pollution degree	3
Dielectric strength (control/load circuit) (AC, 1 min)	5 kVrms
Dielectric strength (open contact) (AC, 1 min)	1 kVrms
Safety information	A separator plate (e.g., 209-191) must be used for voltages greater than 250 V between adjacent relay modules and for compliance with the reinforced insulation requirements.
Protection type	IP20

Subject to changes. Please also observe the further product documentation!



Connection data

Connection technology	Push-in CAGE CLAMP®
Solid conductor	0.34 ... 2.5 mm ² / 22 ... 14 AWG
Fine-stranded conductor	0.34 ... 2.5 mm ² / 22 ... 14 AWG
Strip length	9 ... 10 mm / 0.35 ... 0.39 inches

Physical data

Width	15 mm / 0.591 inches
Height	86 mm / 3.386 inches
Depth from upper-edge of DIN-rail	54 mm / 2.126 inches

Mechanical data

Mounting type	DIN-35 rail
---------------	-------------

Material Data

Color	gray
Fire load	0.927 MJ
Weight	44.1 g

Environmental requirements

Ambient temperature (operation at U _N)	-40 ... +70 °C
Ambient temperature UL (operation at U _N)	-40 ... +50 °C
Ambient temperature (storage)	-40 ... +70 °C
Processing temperature	-25 ... +50 °C
Temperature range of connection cable	≥ (T _{ambient} + 20 K)

Standards and specifications

Standards/specifications	EN 61010-2-201 EN 61810-1 EN 61373 UL 508 (max. 10 A)
--------------------------	--

Commercial data

Product Group	6 (INTERFACE ELECTRONIC)
---------------	--------------------------

Subject to changes. Please also observe the further product documentation!

WAGO GmbH & Co. KG

Hansastr. 27

32423 Minden

Phone: +49571 887-0 | Fax: +49571 887-169

Email: info.de@wago.com | Web: www.wago.com

Do you have any questions about our products?

We are always happy to take your call at +49 (571) 887-44222.



eCl@ss 10.0	27-37-16-01
eCl@ss 9.0	27-37-16-01
ETIM 8.0	EC001437
ETIM 7.0	EC001437
Recupel Type	
PU (SPU)	20 (1) pcs
Packaging type	box
Country of origin	CN
GTIN	4055143184168
Customs tariff number	85364900990

Environmental Product Compliance

RoHS Compliance Status	Compliant, No Exemption
------------------------	-------------------------

Approvals / Certificates

General approvals

Logo	Approval	Additional Approval Text	Certificate name
	EAC Brjansker Zertifizierungsstelle	TP TC 004/2011	EAC RU C-DE.AM02.B.00122/19
	UL Underwriters Laboratories Inc. (ORDINARY LOCATIONS)	UL 508	E175199 Vol.1 Sec. 6

Declarations of conformity and manufacturer's declarations

Logo	Approval	Additional Approval Text	Certificate name
	EU-Declaration of Conformity WAGO GmbH & Co. KG	-	-
	UK-Declaration of Conformity WAGO GmbH & Co. KG	-	-

Optional accessories

Marking accessories

Marking strip	
Item no.: 2009-110	www.wago.com/2009-110
Marking strips; for Smart Printer; on reel; not stretchable; plain; snap-on type; white	

Subject to changes. Please also observe the further product documentation!

WAGO GmbH & Co. KG
 Hansastr. 27
 32423 Minden
 Phone: +49571 887-0 | Fax: +49571 887-169
 Email: info.de@wago.com | Web: www.wago.com

Do you have any questions about our products?
 We are always happy to take your call at +49 (571) 887-44222.



Marking device		
Item no.: 210-110 Fiber-tip pen		www.wago.com/210-110
Double marker carrier		
Item no.: 209-128 Adaptor; gray		www.wago.com/209-128
Protective marker cover		
Item no.: 209-184 Protection cover; transparent		www.wago.com/209-184
Marker		
Item no.: 2009-115 WMB-Inline; for Smart Printer; 1500 pieces on roll; stretchable 5 - 5.2 mm; plain; snap-on type; white		www.wago.com/2009-115
Item no.: 209-183 Marker; white		www.wago.com/209-183
Item no.: 793-501 WMB marking card; as card; not stretchable; plain; snap-on type; white		www.wago.com/793-501
Item no.: 793-502 WMB marking card; as card; MARKED; 1 ... 10 (10x); not stretchable; Horizontal marking; snap-on type; white		www.wago.com/793-502
Item no.: 793-503 WMB marking card; as card; MARKED; 11 ... 20 (10x); not stretchable; Horizontal marking; snap-on type; white		www.wago.com/793-503
Item no.: 793-504 WMB marking card; as card; MARKED; 21 ... 30 (10x); not stretchable; Horizontal marking; snap-on type; white		www.wago.com/793-504
Item no.: 793-505 WMB marking card; as card; MARKED; 31 ... 40 (10x); not stretchable; Horizontal marking; snap-on type; white		www.wago.com/793-505
Group marker carrier		
Item no.: 209-145 Group marker carrier; white		www.wago.com/209-145
Item no.: 249-105 Group marker carrier; gray		www.wago.com/249-105
Tool		
Operating tool		
Item no.: 210-720 Operating tool; Blade: 3.5 x 0.5 mm; with a partially insulated shaft; multicoloured		www.wago.com/210-720
Ferrule		
Ferrule		
Item no.: 216-241 Ferrule; Sleeve for 0.5 mm ² / 20 AWG; insulated; electro-tin plated; electrolytic copper; gastight		www.wago.com/216-241

Subject to changes. Please also observe the further product documentation!



crimped; acc. to DIN 46228, Part 4/09.90; white

Item no.: 216-242

Ferrule; Sleeve for 0.75 mm² / 18 AWG; insulated; electro-tin plated; electrolytic copper; gastight crimped; acc. to DIN 46228, Part 4/09.90; gray

www.wago.com/216-242

Item no.: 216-243

Ferrule; Sleeve for 1 mm² / AWG 18; insulated; electro-tin plated; electrolytic copper; gastight crimped; acc. to DIN 46228, Part 4/09.90; red

www.wago.com/216-243

Item no.: 216-244

Ferrule; Sleeve for 1.5 mm² / AWG 16; insulated; electro-tin plated; electrolytic copper; gastight crimped; acc. to DIN 46228, Part 4/09.90; black

www.wago.com/216-244

Item no.: 216-542

Twin ferrule; Sleeve for 2 x 1 mm² / AWG 2 x 18; red, insulated; 12 mm long; red

www.wago.com/216-542

Jumpers

Jumper

Item no.: 788-116

Jumper; for jumper slot; 6-way; insulated; light gray

www.wago.com/788-116

Item no.: 788-117

Jumper; for jumper slot; 8-way; insulated; light gray

www.wago.com/788-117

Item no.: 788-114

Jumper; for jumper slot; 3-way; insulated; light gray

www.wago.com/788-114

Item no.: 788-113

Jumper; for jumper slot; 2-way; insulated; light gray

www.wago.com/788-113

Item no.: 788-115

Jumper; for jumper slot; 4-way; insulated; light gray

www.wago.com/788-115

Item no.: 859-402

Jumper; for jumper slot; 2-way; insulated; light gray

www.wago.com/859-402

Item no.: 788-118

Jumper; for jumper slot; 2-way; from 1 to 3; insulated; light gray

www.wago.com/788-118

Indicators

Status indication

Item no.: 788-120

Accessories for relay modules; Operation status indicator: red; Nominal operating voltage: 24 VDC

www.wago.com/788-120

Downloads**Documentation****Bid Text**

788-354	2019 年2月19 日	xml	Download
X81 - Datei		5.0 kB	

Subject to changes. Please also observe the further product documentation!

WAGO GmbH & Co. KG
 Hansastr. 27
 32423 Minden
 Phone: +49571 887-0 | Fax: +49571 887-169
 Email: info.de@wago.com | Web: www.wago.com

Do you have any questions about our products?
 We are always happy to take your call at +49 (571) 887-44222.



788-354 docx - Datei	2019 年1月25 日	docx 17.0 kB	Download
-------------------------	--------------	-----------------	----------

ausschreiben.de 788-354		URL	Download
-------------------------	--	-----	----------

Instruction Leaflet

Sockets with Elementary Relay/ SSR	V 1.0.1 2020 年10月9 日	pdf 2.3 MB	Download
------------------------------------	-------------------------	---------------	----------

Additional Information

Disposal and Recycling Electrical and electronic equipment, Batteries, Packaging	V 1.1.0 2022 年8月18 日	pdf 2.2 MB	Download
---	-------------------------	---------------	----------

CAD/CAE-Data

CAD data

2D/3D Models 788-354		URL	Download
----------------------	--	-----	----------

CAE data

EPLAN Data Portal 788-354		URL	Download
---------------------------	--	-----	----------

ZUKEN Portal 788-354		URL	Download
----------------------	--	-----	----------

WSCAD Universe 788-354		URL	Download
------------------------	--	-----	----------

Environmental Product Compliance

Compliance Search

Environmental Product Compliance 788-354 Relay module; Nominal input voltage: 24 VDC; 1 changeover contact; Limiting continuous current: 16 A; for lamp loads; Red status indicator; Module width: 15 mm; 2,50 mm ² ; gray		URL	Download
--	--	-----	----------

Installation Notes


Conductor termination

Subject to changes. Please also observe the further product documentation!




Conductor termination

Commoning



Easy commoning using adjacent jumpers

Marking



Marking using WMB Multi markers and group marker carriers.

Subject to changes. Please also observe the further product documentation!