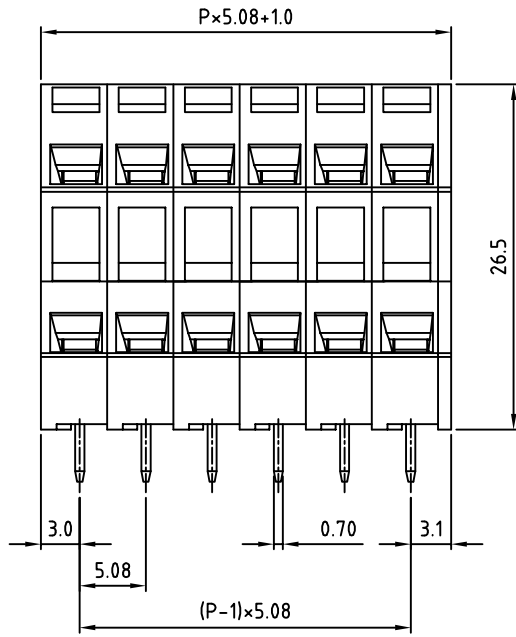
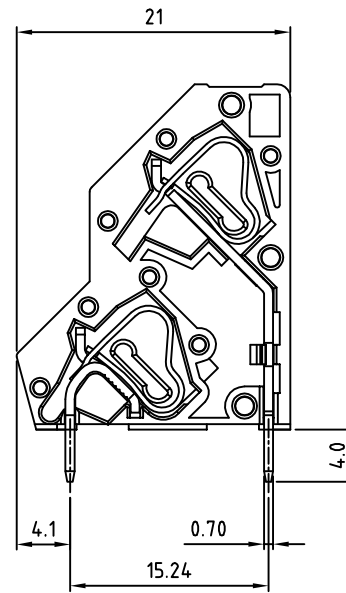


SIGN	DATE	DESCRIPTION	APPROVER

THIS IS CAD DRAWING, DO NOT REVISE MANUALLY!!!



P=1/2 Number of Poles



- Material:
- Terminal body
 - (Contact pin): Brass
 - Wire guard: Stainless steel
 - Surface of solder tail: Tin plated
 - Insulator(housing): Thermoplastic (UL94V-0)

- Electrical: cULus
- Voltage rating: 300V
 - Current rating: 10A
 - Wire range:
 - Solid wire(AWG): 12-28
 - Stranded wire(AWG): 12-28
 - Wire strip length: 5-6mm
 - Withstanding Voltage: 1.6KV
 - Operating temperature: -30°C to +105°C
 - Soldering temperature: 250°C±10°C/5 Sec

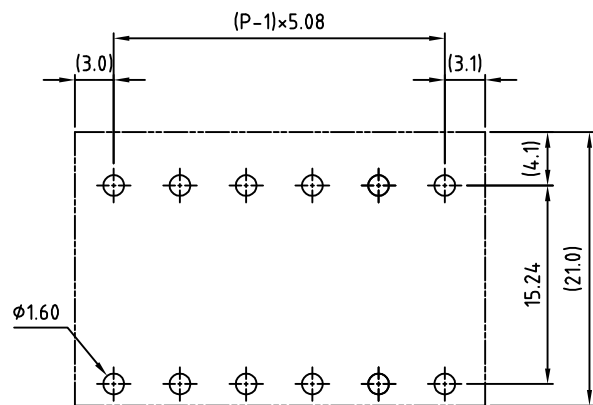
RoHS Compliant

PART NUMBER:

OSTHQXX3080

- | | |
|----------------|--------------------|
| No. of Poles | COLOR |
| 04: 2x02 Poles | 0: Black |
| 06: 2x03 Poles | 5: Green |
| : | 6: Blue |
| 48 2x24 Poles | 8: Grey (Standard) |

THESE DRAWINGS AND SPECIFICATIONS ARE THE PROPERTY OF ON-SHORE TECHNOLOGY, INC. AND SHALL NOT BE REPRODUCED, COPIED OR USED IN ANY MANNER WITHOUT THE PRIOR WRITTEN CONSENT OF ON-SHORE TECHNOLOGY, INC.



PCB Layout

Poles	Tolerance
1P-5P	±0.30
6P-9P	±0.40
10P-13P	±0.50
14P-17P	±0.60
18P-21P	±0.70
22P-24P	±0.80



TITLE		OSTHQ 5.08mm Series (Solder pins in line)			
PART NO.	OSTHQXX3080	DWG NO.	OSTHQXX3080.DWG		
APPROVED	CHECKED	DESIGNED	DRAWN	CUST NO.	Tolerance
		Tony 2006.07.17	Tony 2006.07.17		X. ±0.50 X.X ±0.30 X.XX ±0.10 X° ±1°
				UNIT: mm	
				SCALE: NONE	
				REV: B	
				SHEET: 01/01	