

## Contact insert - HC-B 24-I-CT-F - 1648348

Please be informed that the data shown in this PDF Document is generated from our Online Catalog. Please find the complete data in the user's documentation. Our General Terms of Use for Downloads are valid (<http://download.phoenixcontact.com>)



HEAVYCON female insert, B24 series, 24-pos., for crimp contacts. PE connection using tension sleeve technology.

### Product Features

- ✓ For fast coding with plastic profile
- ✓ PE connection using tension sleeve technology



### Key commercial data

Packing unit	1 1
Weight per Piece (excluding packing)	86.56 GRM
Custom tariff number	85366990
Country of origin	China

### Technical data

#### General

Note	For HEAVYCON ADVANCE and HEAVYCON housing of B24 type, crimp contacts CK 2,5-ED (crimp contacts not included in the scope of supply).
Connection method	Crimp connection
Pollution degree	3
Surge voltage category	III
Constructional and testing regulations	DIN EN 61984
	DIN EN 60664
	IEC 60352
Number of positions	24+PE
Insertion/withdrawal cycles	≥ 500
Design	B24
Connection in acc. with standard	IEC / EN
Conductor cross section	0.5 mm <sup>2</sup> ... 4 mm <sup>2</sup>

# Contact insert - HC-B 24-I-CT-F - 1648348

## Technical data

### General

Connection cross section AWG	20 ... 12
Stripping length of the individual wire	7.5 mm
Assembly instructions	Coding also using the CP-HC (1686478) coding profiles. HC-B6../ HC-B10..for two coding profiles. HC-B16../ HC-B24..for four coding profiles.
Connection	For housing design B24. Connectors may only be inserted when there is no load/the power is switched off. Use a screwdriver to remove the crimp contacts. The opening for the screwdriver is next to the opening where the conductor is inserted.

### Ambient conditions

Ambient temperature (operation)	-40 °C ... 125 °C (including heating up of contacts)
Degree of protection	IP20

### Material data

Inflammability class according to UL 94	V0
Contact material	Copper alloy
Contact surface material	Ag (alternatively Au)
Contact carrier material	PA

### Electrical characteristics

Rated voltage (III/3)	500 V
Rated surge voltage	6 kV
Rated current	16 A

## Classifications

### eCl@ss

eCl@ss 4.0	272607xx
eCl@ss 4.1	27260701
eCl@ss 5.0	27143424
eCl@ss 5.1	27143424
eCl@ss 6.0	27143424
eCl@ss 7.0	27440209
eCl@ss 8.0	27440209

### ETIM

ETIM 3.0	EC000438
ETIM 4.0	EC000438
ETIM 5.0	EC000438

# Contact insert - HC-B 24-I-CT-F - 1648348

## Classifications

### UNSPSC

UNSPSC 6.01	30211923
UNSPSC 7.0901	39121522
UNSPSC 11	39121522
UNSPSC 12.01	39121522
UNSPSC 13.2	39121522

## Approvals

### Approvals

#### Approvals

CSA / UL Recognized / cUL Recognized / cULus Recognized

#### Ex Approvals

#### Approvals submitted

## Approval details

CSA	
mm <sup>2</sup> /AWG/kcmil	20-12
Nominal current I <sub>N</sub>	20 A
Nominal voltage U <sub>N</sub>	600 V

UL Recognized	
mm <sup>2</sup> /AWG/kcmil	22-14
Nominal current I <sub>N</sub>	13 A
Nominal voltage U <sub>N</sub>	600 V

# Contact insert - HC-B 24-I-CT-F - 1648348

## Approvals

cUL Recognized	
mm <sup>2</sup> /AWG/kcmil	22-14
Nominal current I <sub>N</sub>	13 A
Nominal voltage U <sub>N</sub>	600 V

cULus Recognized	
------------------	--

## Accessories

### Accessories

#### Assembly tool

Removal tool - CK2,5-EWZ - 1662722



Contact removal tool, for turned CK 2,5... contacts

### Coding element

Coding profile - CP-HC - 1686478



Encoding profile, 4 encoding profiles per strip, 40 strips per unit pack, for insertion in encoding grooves

Coding element - HC-CBU - 1676860



Coding socket for coding up to 16 connectors

## Contact insert - HC-B 24-I-CT-F - 1648348

### Accessories

---

Coding bolt - HC-CB - 1772722



Coding pin, prevents mismating of up to six connectors with an identical number of positions

---

Coding element - HC-CST - 1676857



Coding peg for coding up to 16 connectors

---

Dummy socket - CK2,5-ED-BB - 1584693



Dummy socket for contact carrier with turned CK 2,5-ED... socket contacts. For HC-A../HC-BB../HC-M... series contact inserts.

---

### Crimp contact

Crimp contact - CK2,5-ED-0,50BU AG - 1663640



Turned 2.5 crimp contact, individual female contact, core diameter 0.5 mm<sup>2</sup>, silver-plated

---

Crimp contact - CK2,5-ED-0,75BU AG - 1663653



Turned 2.5 crimp contact, individual female contact, core diameter 0.75 mm<sup>2</sup>, silver-plated

---

## Contact insert - HC-B 24-I-CT-F - 1648348

### Accessories

Crimp contact - CK2,5-ED-1,00BU AG - 1663666



Turned 2.5 crimp contact, individual female contact, core diameter 0.75 to 1.00 mm<sup>2</sup>, silver-plated

---

Crimp contact - CK2,5-ED-1,50BU AG - 1663679



Turned 2.5 crimp contact, individual female contact, core diameter 1.5 mm<sup>2</sup>, silver-plated

---

Crimp contact - CK2,5-ED-2,50BU AG - 1663682



Turned 2.5 crimp contact, individual female contact, core diameter 2.5 mm<sup>2</sup>, silver-plated

---

Crimp contact - CK2,5-ED-3,00BU AG - 1663695



Turned 2.5 crimp contact, individual female contact, core diameter 3.00 mm<sup>2</sup>, silver-plated

---

Crimp contact - CK2,5-ED-4,00BU AG - 1663705



Turned 2.5 crimp contact, individual female contact, core diameter 4.00 mm<sup>2</sup>, silver-plated

---

## Contact insert - HC-B 24-I-CT-F - 1648348

### Accessories

Crimp contact - CK2,5-ED-0,50BU AU - 1674859



Turned 2.5 crimp contact, individual female contact, core diameter 0.5 mm<sup>2</sup>, gold-plated

---

Crimp contact - CK2,5-ED-1,00BU AU - 1674833



Turned 2.5 crimp contact, individual female contact, core diameter 0.75 to 1.0 mm<sup>2</sup>, gold-plated

---

Crimp contact - CK2,5-ED-1,50BU AU - 1674820



Turned 2.5 crimp contact, individual female contact, core diameter 1.5 mm<sup>2</sup>, gold-plated

---

Crimp contact - CK2,5-ED-2,50BU AU - 1674862



Turned 2.5 crimp contact, individual female contact, core diameter 2.5 mm<sup>2</sup>, gold-plated

---

Crimp contact - CK2,5-ED-4,00BU AU - 1674846



Turned 2.5 crimp contact, individual female contact, core diameter 4.00 mm<sup>2</sup>, gold-plated

---

### Crimping tool

## Contact insert - HC-B 24-I-CT-F - 1648348

### Accessories

Crimping pliers - CRIMPFOX-1,6/2,5-ED-4,0 - 1687419



Crimping pliers, for turned contacts, CK 1.6 ED... and CK 2.5 ED...

---

### Docking frame

Docking frames - HC-B 24-ANDOCK - 1586141



Docking frame for racks, for contact inserts of B24 type, with four M5 flat headed screws, rack balance x/y axis +- 1.5 mm

---

### Mounting material

Mounting material - HC-B-PES - 1604997



PE screw, for contact inserts HC-B / HC-BB / HC-DD / HC-D40 / HC-D64

---

PE multiplier - HC-B-3PE - 1644326



PE multiplier, for three PE connections, for HC-B (besides HC-B..E..ZZ) / HC-BB / HC-DD / HC-D40 / HC-D64 contact inserts

---

Strain relief clamp - HC-B-ZG - 1685327



Strain relief clamps contact inserts of series: B-, BB-, D 40, D 64, DD and HV, straight cable exit



## Contact insert - HC-B 24-I-CT-F - 1648348

### Accessories

---

Strain relief clamp - HC-B-ZS - 1685330



Strain relief clamps contact inserts of series: B-, BB-, D 40, D 64, DD and HV, lateral cable exit

---

### Plug assembly frame

Connector assembly frame - HC-SMR-B24 - 1687985



HEAVYCON connector assembly frame, for contact inserts of type B24

---

### Plug mounting plate

Connector assembly frame - HC-SMP 150-B24-AMQ - 1660944



HEAVYCON connector assembly frame with panel mounting base with double locking latch, for contact inserts of type B24, 150 mm long

---

- CK2,5-ED-0,37BU AG - 1585634



# Contact insert - HC-B 24-I-CT-F - 1648348

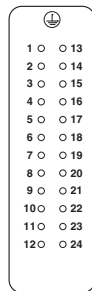
## Accessories

- CK2,5-ED-0,37BU AU - 1585647



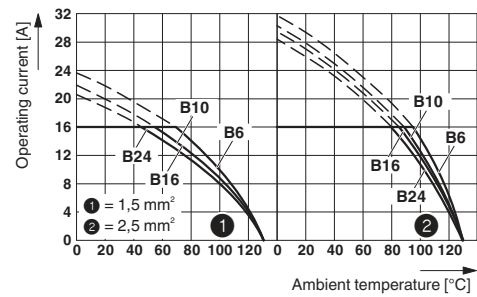
## Drawings

Schematic diagram



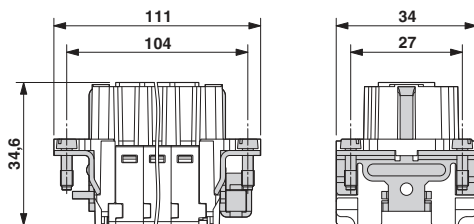
Connector pin assignment, connection side

Diagram



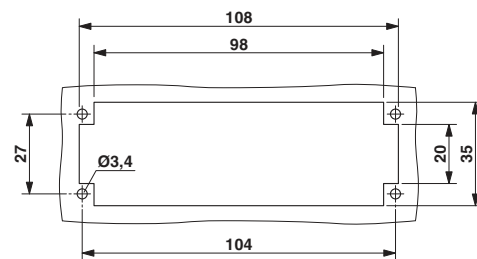
Derating diagram

Dimensioned drawing



Female insert

Dimensioned drawing



Panel cutout