



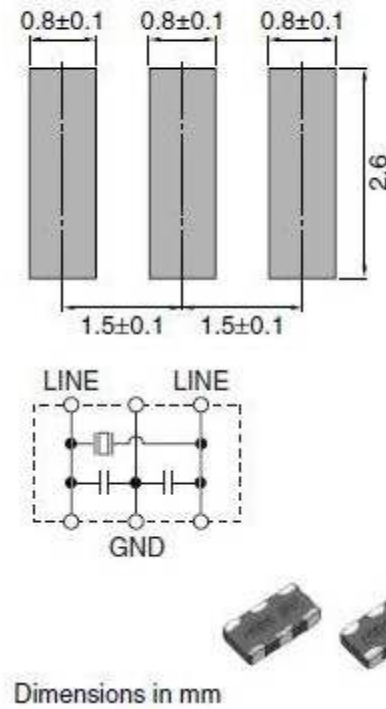
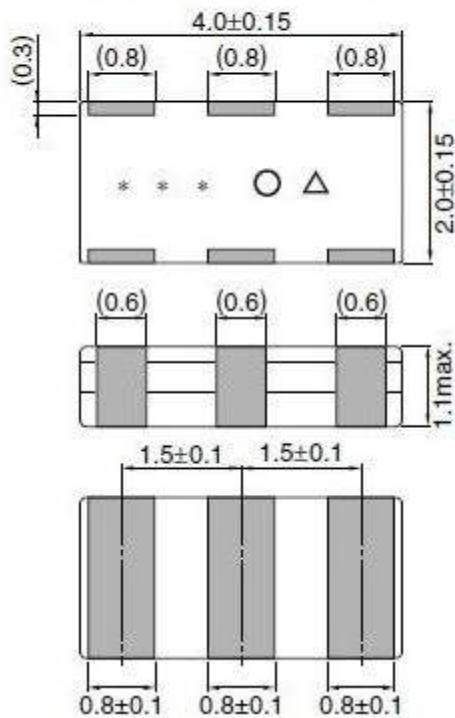
# CCR\*. \* W Ceramic Chip Resonator Series for 105C Temp

TDK Parts Name <sup>*</sup>	CCR*. **MUC8WT	CCR*. **MXC8WT
Shape		
Chip Size (mm)	4.0 × 2.0	3.2 × 1.3
Nominal OSC Frequency <sup>**</sup> (MHz)	4.00 ~ 7.99	8.00 ~ 11.0
Operating Temperature Range (°C)	-40 ~ +105°C	-40 ~ +105°C
Initial Tolerance <sup>***</sup> (%)	±0.5/0.3	±0.5/0.3
Resonant Impedance (Ω)	40 Max	40 Max

# Shape & Dimensions

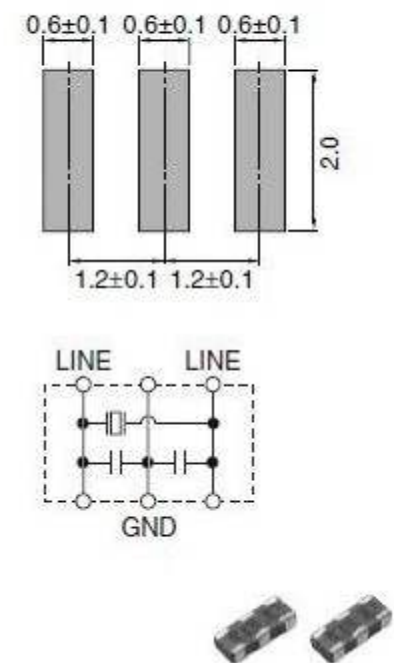
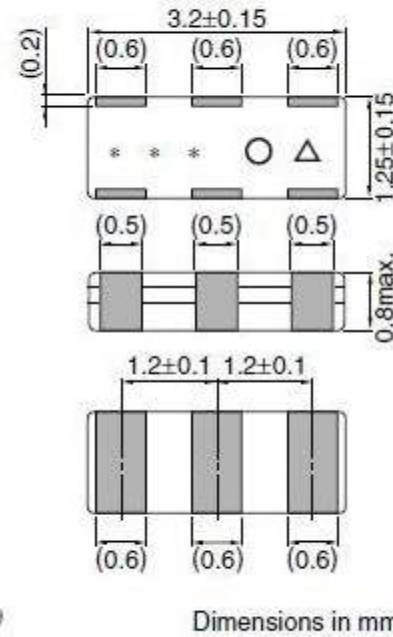
## MUC8WT

FUNDAMENTAL WAVE MODE: 4.0 to 7.99MHz/  
BUILT-IN LOAD CAPACITY



## MXC8WT

FUNDAMENTAL WAVE MODE: 8.0 to 11.00MHz/  
BUILT-IN LOAD CAPACITY



Dimensions in mm

Dimensions in mm

## Electrical Characteristics

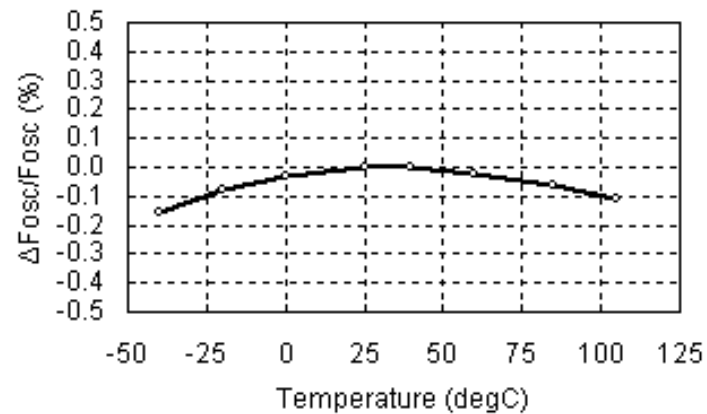
Part No.	Oscillating frequency Fosc(MHz)	Resonant impedance Ro( $\Omega$ )	Initial Fosc tolerance * (%)	Capacitance CL1/CL2 (pF)
<b>CCR**.*MUC8WT [Fosc=4.00 to 7.99MHz]</b>				
CCR4.0MUC8WT	4.000	40	$\pm 0.5/0.3$	27pF
CCR4.19MUC8WT	4.194	40	$\pm 0.5/0.3$	27pF
CCR4.91MUC8WT	4.915	40	$\pm 0.5/0.3$	27pF
CCR5.0MUC8WT	5.000	40	$\pm 0.5/0.3$	27pF
CCR6.0MUC8WT	6.000	40	$\pm 0.5/0.3$	27pF
<b>CCR**.*MXC8WT [Fosc=8.00 to 11.00MHz]</b>				
CCR8.0MXC8WT	8.000	40	$\pm 0.5/0.3$	18pF
CCR8.38MXC8WT	8.380	40	$\pm 0.5/0.3$	18pF
CCR10.0MXC8WT	10.000	40	$\pm 0.5/0.3$	18pF
CCR11.0MXC8WT	11.000	40	$\pm 0.5/0.3$	18pF

# Typical Electrical Characteristics

## TYPICAL ELECTRICAL CHARACTERISTICS

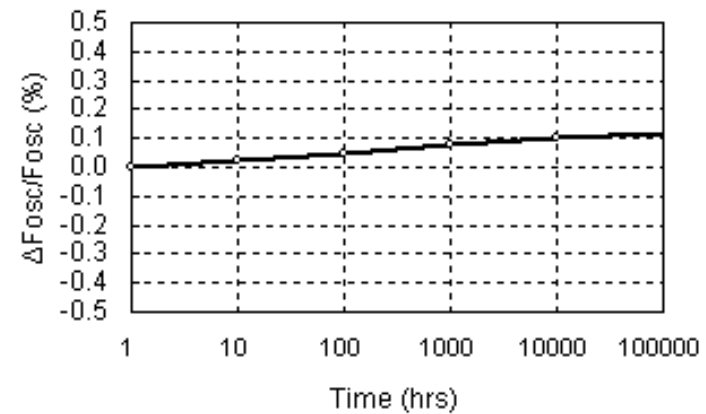
### OSCILLATING FREQUENCY OVER TEMPERATURE

MUC8/MXC8:  $\pm 0.3\%$  / -40 to +105degC (Standard)  
 CCR8.0MXC8



### OSCILLATING FREQUENCY AGING

MUC8/MXC8:  $\pm 0.2\%$  / 10years(Standard)  
 CCR8.0MXC8



## Reliability specification (CCR\*\*, \*MUC8WT / MXC8WT)

Item	General specification
Low Temp. Storage	-40°C / 1,000h
High Temp.Storage	105°C / 1,000h
Humidity Test	85%R.H. at 85°C 1000h
Air Thermal Shock Test	-40 ~ 105°C / 500cyc
Board Bending	1mm, 5sec
Mechanical shock test	102G, 6ms for 3 times in each direction of 3 planes.
Vibration test	10-500Hz 10G X,Y,Z 48h
Drop test	Concrete 1.0m for 3times
Soldering Test	Conforms to lead free solder
Solder ability	Conforms to lead free solder