

SFP-10G-TL2-AR-C

Arista Networks® Compatible TAA Compliant 10GBase-TX SFP+ Transceiver (Copper, 30m, RJ-45)

Features

- Low power consumption (1.6W @ 10Gbps 30m, 2.0W @ 10Gbps 80m)
- Supports 10GBase-T using 80m Cat 6a/7 cable
- Supports 1000Base-T using 100m Cat 5e cable
- Auto-sense MDI/MDIX
- Rx_LOS report copper interface link status
- Rx with auto squelch
- Compliant with IEEE 802.3az
- Compliant with SFF-8431 and SFF-8432 MSA
- Compliant with RoHS 2.0, Reach, CE, FCC standards
- Operating Temperature Range: 0°C to 70°C



Applications

- 10 Gigabit Ethernet

Product Description

This Arista Networks® compatible SFP+ transceiver provides 10GBase-TX throughput up to 30m over a copper connection via a RJ-45 connector. This TX module supports 100/1000/10000Base auto-negotiation and can be configured to fit your needs. It is guaranteed to be 100% compatible with the equivalent Arista Networks® transceiver. This easy to install, hot swappable transceiver has been programmed, uniquely serialized and data-traffic and application tested to ensure that it will initialize and perform identically. It is built to meet or exceed the specifications of Arista Networks®, as well as to comply with MSA (Multi-Source Agreement) standards to ensure seamless network integration. This transceiver is Trade Agreements Act (TAA) compliant. We stand behind the quality of our products and proudly offer a limited lifetime warranty.

Prolabs' transceivers are RoHS compliant and lead-free.

TAA refers to the Trade Agreements Act (19 U.S.C. & 2501-2581), which is intended to foster fair and open international trade. TAA requires that the U.S. Government may acquire only "U.S. – made or designated country end products.



Regulatory Compliance

- ESD to the Electrical PINs: compatible with MIL-STD-883E Method 3015.4
- ESD to the LC Receptacle: compatible with IEC 61000-4-3
- EMI/EMC compatible with FCC Part 15 Subpart B Rules, EN55022:2010
- Laser Eye Safety compatible with FDA 21CFR, EN60950-1& EN (IEC) 60825-1,2
- RoHS compliant with EU RoHS 2.0 directive 2015/863/EU

Absolute Maximum Ratings

Parameter	Symbol	Min.	Typ.	Max.	Unit	Notes
Maximum Supply Voltage	Vcc	-0.5		4	V	
Storage Temperature	TSTO	-40		85	°C	1
Operating Case Temperature	Tc	0		70	°C	2
Data Rate	DR		10		Gb/s	3
Bit Error Rate	BER			10 ⁻¹²		

Notes:

1. Ambient temperature
2. Case temperature
3. IEEE 802.3ae

Electrical Characteristics

Parameter	Symbol	Min.	Typ.	Max.	Unit	Notes
Power Supply Voltage	VCC	3.14	3.3	3.46	V	
Supply Current	ICC		590		mA	1
Surge Current	I _{surge}			30	mA	
Power Consumption @ 10Gbps 30m				1.6	W	
Power Consumption @ 10Gbps 80m				2.0	W	

Notes:

1. Test at 10Gbps rate using 80m CAT 6A cable

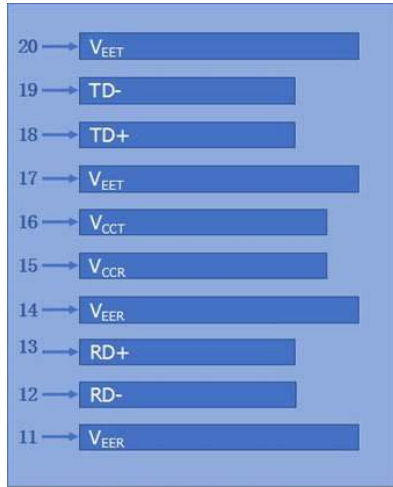
Pin Descriptions

Pin	Symbol	Name/Descriptions	Ref.
1	VEET	Transmitter ground (common with receiver ground)	1
2	TX_FAULT	Transmitter Fault. Not supported	
3	TX_DISABLE	Transmitter Disable. PHY disabled on high or open	2
4	SDA	2-wire Serial Interface Data Line	3
5	SCL	2-wire Serial Interface Clock Line	3
6	MOD_ABS	Module Absent. Grounded within the module	3
7	RS0	No Connection Required	
8	LOS	Loss of Signal indication. Logic 0 indicates normal operation.	
9	RS1	No Connection Required	
10	VEER	Receiver ground (common with transmitter ground)	1
11	VEER	Receiver ground (common with transmitter ground)	1
12	RD-	Receiver Inverted DATA out. AC coupled	
13	RD+	Receiver Non-inverted DATA out. AC coupled	
14	VEER	Receiver ground (common with receiver ground)	1
15	VCCR	Receiver power supply	
16	VCCT	Transmitter power supply	
17	VEET	Transmitter ground (common with receiver ground)	1
18	TD+	Transmitter Non-Inverted DATA in. AC coupled	
19	TD-	Transmitter Inverted DATA in. AC coupled	
20	VEET	Transmitter ground (common with receiver ground)	1

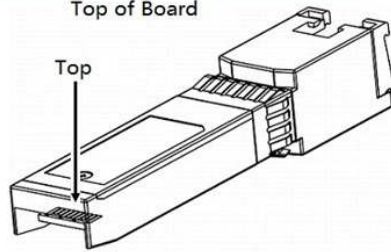
Notes:

1. Circuit ground is connected to chassis ground
2. Disabled: $T_{DIS} > 2V$ or open, Enabled: $T_{DIS} < 0.8V$
3. Should Be pulled up with 4.7k –10k ohm on host board to a voltage between 2V and 3.6V

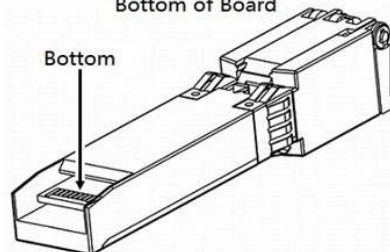
Electrical Pad Layout



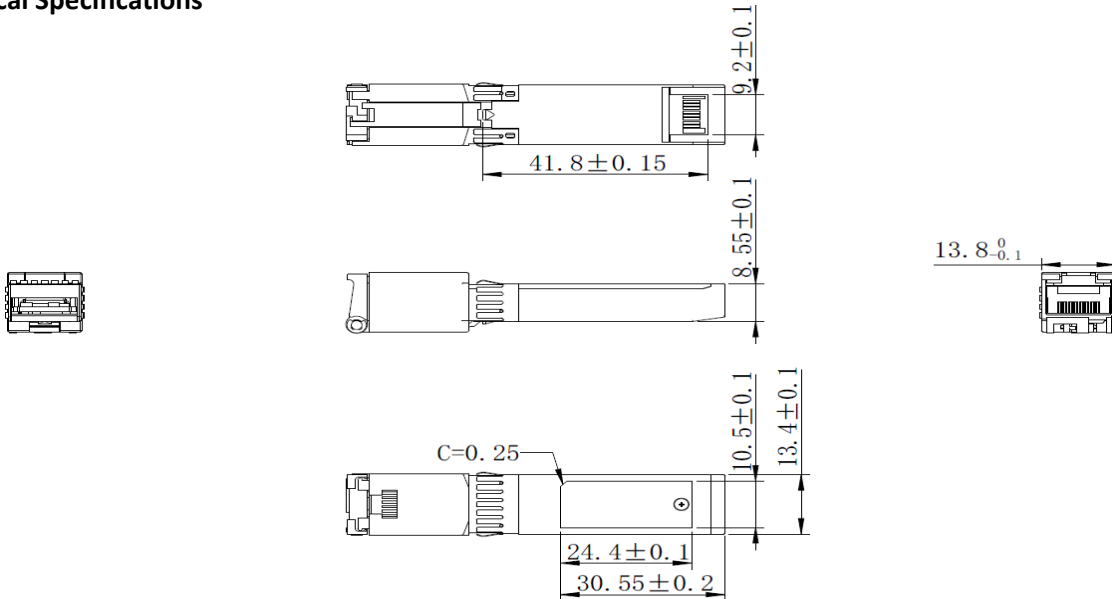
Top of Board



Bottom of Board



Mechanical Specifications



ALL DIMENSIONS ARE ± 0.2 mm UNLESS OTHERWISE SPECIFIED

UNIT: mm

WEIGHT: 25g

About ProLabs

Our experience comes as standard; for over 15 years ProLabs has delivered optical connectivity solutions that give our customers freedom and choice through our ability to provide seamless interoperability. At the heart of our company is the ability to provide state-of-the-art optical transport and connectivity solutions that are compatible with over 90 optical switching and transport platforms.

Complete Portfolio of Network Solutions

ProLabs is focused on innovations in optical transport and connectivity. The combination of our knowledge of optics and networking equipment enables ProLabs to be your single source for optical transport and connectivity solutions from 100Mb to 400G while providing innovative solutions that increase network efficiency. We provide the optical connectivity expertise that is compatible with and enhances your switching and transport equipment.

Trusted Partner

Customer service is our number one value. ProLabs has invested in people, labs and manufacturing capacity to ensure that you get immediate answers to your questions and compatible product when needed. With Engineering and Manufacturing offices in the U.K. and U.S. augmented by field offices throughout the U.S., U.K. and Asia, ProLabs is able to be our customers best advocate 24 hours a day.

Contact Information

ProLabs US

Email: sales@prolabs.com

Telephone: 952-852-0252

ProLabs UK

Email: salessupport@prolabs.com

Telephone: +44 1285 719 600