



Specifications

Electrical Ratings	switch : 25mA @ 24VDC carry : 100mA @ 24VDC	Dielectric Strength	500Vrms min
Electrical Life	2,000 cycles typical	Insulation Resistance	>100MΩ min
Contact Resistance	<25mΩ initial	Operating Temperature	-40°C to 85°C
Actuation Force	500gF maximum	Storage Temperature	-40°C to 85°C
Actuator Travel	0.65mm	Reel Size	2,000 pieces per reel

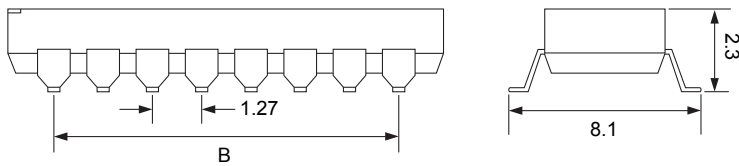
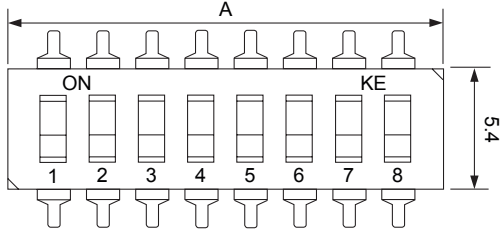
Materials

Actuator	6T Nylon, UL94-V0, white
Cover	6T Nylon, UL94V-0, black
Housing	6T Nylon, UL94V-0, black
Contacts	Beryllium Copper, Gold over Nickel Plated
Terminals	Brass, Copper Alloy, Gold over Nickel Plated

Ordering Information

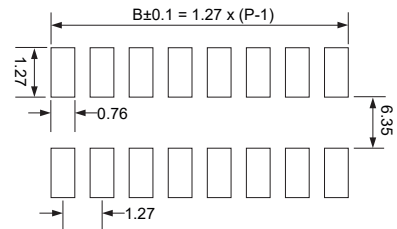
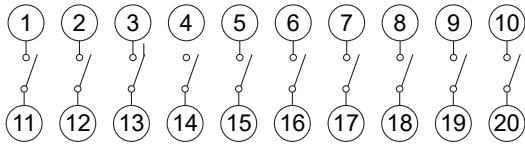
1. Series	KE	08	R	T	G	R
KE						
2. Number of Positions						
02 = 2 positions						
04 = 4 positions						
06 = 6 positions						
08 = 8 positions						
10 = 10 positions						
3. Actuator Height						
R = Recessed						
4. Tape Seal						
X = No Tape Seal						
T = Tape Seal						
5. Terminal Options						
G = Gull Wing						
6. Packaging Options						
R = Tape & Reel						

Dimensions



Number of Positions	"A" mm	"B" mm
02	4.12	1.27
04	6.66	3.81
06	9.20	6.35
08	11.74	8.89
10	14.28	11.43

Schematic & PC Layout



Notes

- All switches packaged in OFF position
- Switches should be soldered in the OFF position