



FEATURES

- RoHS compliant
- Inductance range from 0.25μH to 1.5μH
- Small footprint
- Ultra-low profile
- UL 94V-0 packaging materials
- Custom inductance values available

PRODUCT OVERVIEW

The 3500 series is a range of flat-coil power inductors. They are ideal for high power designs which demand reliability in high temperature environments. Used to provide filtering or energy storage, they are suited to many power applications including portable devices, computers and telecom equipment.

SELECTION GUIDE

Order Code	Inductance, L	DC Current ²	DC Resistance
	±25% μH	Max. A	Max. mΩ
Discontinued			
35251C	0.25	15.5	4.5
35501C	0.50	11.5	7.0
35801C	0.80	9.5	10
35112C	1.10	8.0	15
35152C	1.50	6.5	19

ABSOLUTE MAXIMUM RATINGS

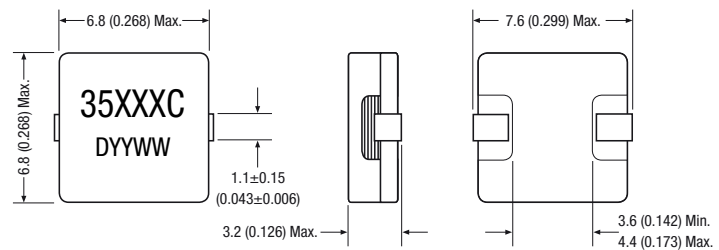
Operating temperature range	-40°C to 125°C
Storage temperature range	-40°C to 150°C

SOLDERING INFORMATION¹

Peak reflow solder temperature	250°C
Pin finish	Tin dip
Moisture sensitivity level	1

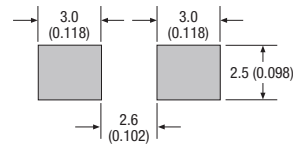
PACKAGE SPECIFICATIONS

Mechanical Dimensions



Package weight: 0.6g Typ.

Recommended Footprint Details



Unless otherwise stated, all dimensions in mm (inches) ± 0.25 (0.010).

Specifications typical at $T_a = 25^\circ\text{C}$

1 For further information, please visit www.murata-ps.com/rohs

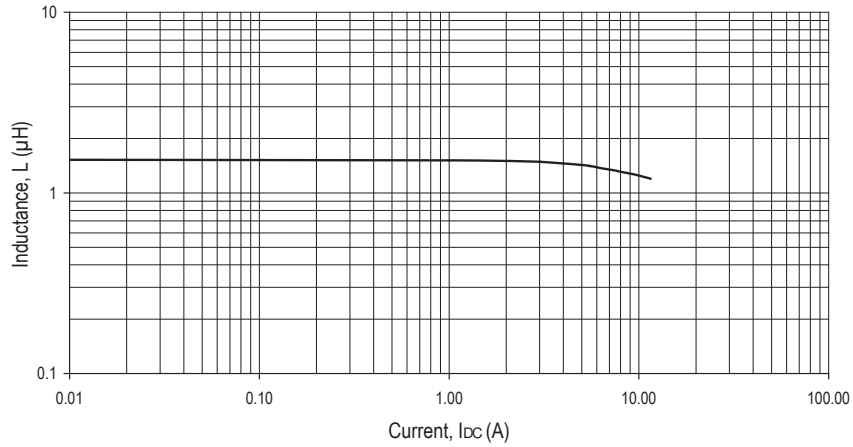
2 The maximum DC current is the value at which the inductance falls to 75% of its nominal value or when its temperature rise reaches 40°C, whichever is sooner.



For full details go to
www.murata-ps.com/rohs

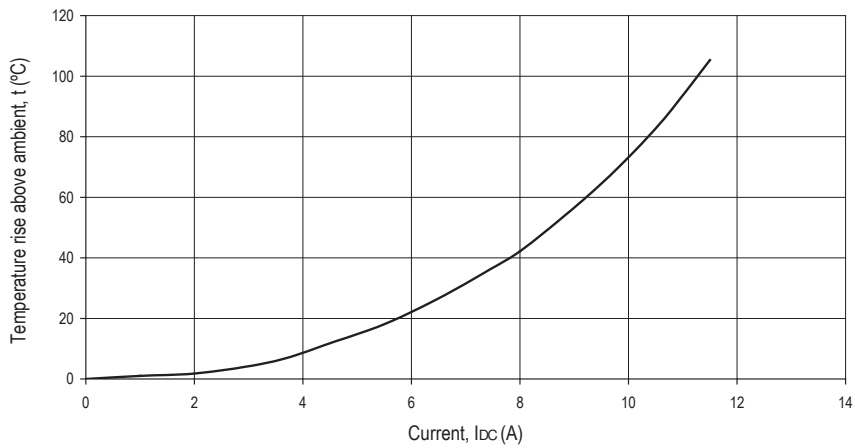
INDUCTANCE Vs CURRENT

35152C
Typical performance characteristics



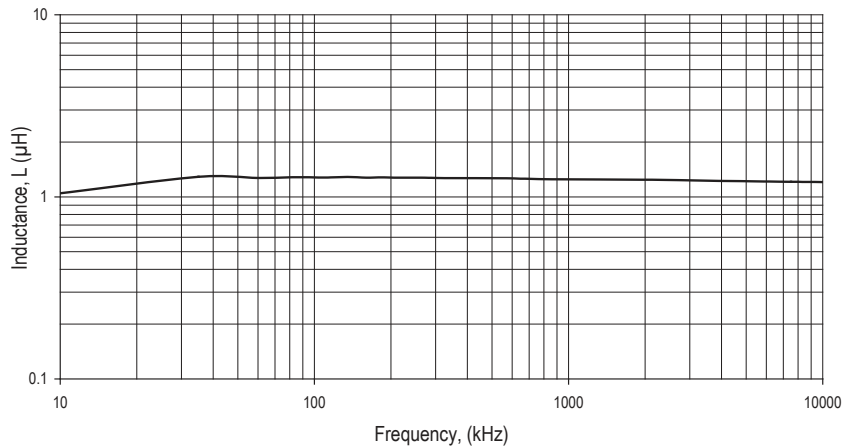
TEMPERATURE Vs CURRENT

35152C
Typical performance characteristics



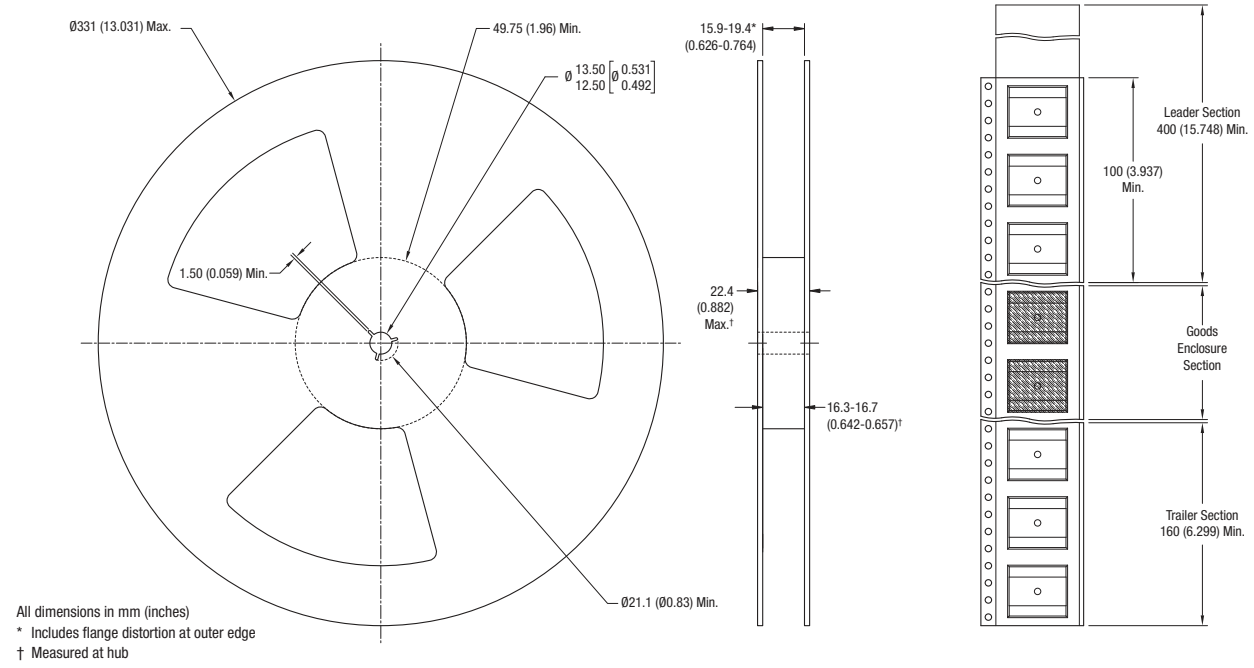
INDUCTANCE Vs FREQUENCY

35152C
Typical performance characteristics

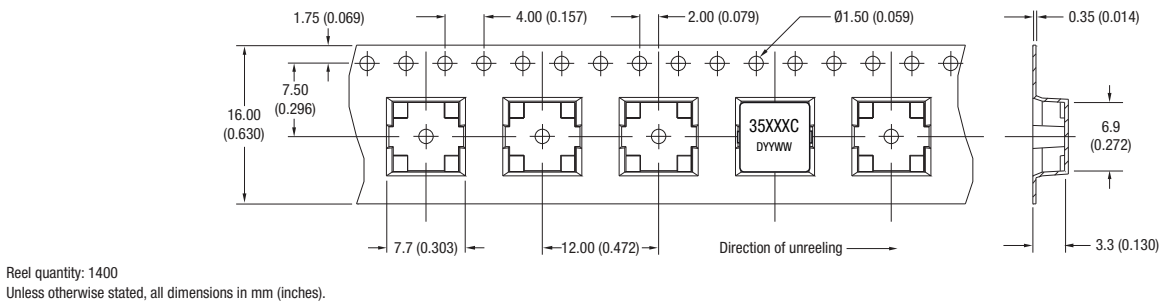


PACKAGE SPECIFICATIONS

Mechanical Dimensions



Tape Outline Dimensions



Murata Power Solutions, Inc.
 11 Cabot Boulevard, Mansfield, MA 02048-1151 U.S.A.
 ISO 9001 and 14001 REGISTERED

Murata Power Solutions, Inc. makes no representation that the use of its products in the circuits described herein, or the use of other technical information contained herein, will not infringe upon existing or future patent rights. The descriptions contained herein do not imply the granting of licenses to make, use, or sell equipment constructed in accordance therewith. Specifications are subject to change without notice.
 © 2018 Murata Power Solutions, Inc.