

Mega-Fit™ Power Connectors


5.70mm Pitch

molex®

Delivering cutting-edge current density at 23.0A per circuit through a split-box terminal design, Mega-Fit Power Connectors incorporate the option for Tin-plated contacts to enhance design flexibility while providing significant cost savings

Features and Benefits

Power-dense design with high-current terminals, tight pitch and row spacing	Provides more power per linear and square millimeter than other mid-range power products in the industry
Terminal interface with six independent points of contact (split-box terminal design)	Offers redundant, secondary current paths for long-term performance and reliability
Tin-plated contacts now available	Enhances design flexibility. Provides significant cost savings
Extended barrel conductor crimp	Provides extremely strong terminal-to-wire retention for long-term reliability
Sacrificial contacts	Allows system to be "hot plugged" at 48V/23.0A up to 30 cycles
Fully isolated header pins and receptacle terminals	Protects against potential damage during handling and mating
Positive locking housing	Ensures secure retention when receptacle and header are mated. Delivers an audible click to provide feedback that connector is fully mated



Mega-Fit Power Connector Family
 A. Vertical Header (Series 172065, 76829)
 B. Right-Angle Header (Series 172064, 76825)
 C. Receptacle (Series 171692, 170001)
 D. Female Crimp Terminal (Series 172063, 76823)

Applications

Consumer / Home Appliance

- Washers and Dryers
- Heaters and Air Conditioners

Networking and Telecommunication

- Hubs and Servers
- Power Supplies and Distribution

Industrial

- Machinery and Heavy Equipment
- Lighting and Automation

Commercial Vehicle


- Unsealed Electronic Control Modules
- Power Converters



Washers and Dryers



Servers



Heaters and Air Conditioners

Mega-Fit™ Power Connectors

5.70mm Pitch



Specifications

REFERENCE INFORMATION

Reference Information
 UL File No.: E29179
 CSA File No.: LR19980
 IEC: 1400024
 RoHS: Yes
 Halogen Free: Headers only
 Glow Wire Compliant: Yes, with 170001 series receptacle, VDE approved

MECHANICAL

Contact Retention to Housing: 30N
 Mating Force (max.): 5.6N per circuit (Gold), 6.8N (Tin)
 Unmating Force (max.): 5.6N per circuit (Gold), 6.5N (Tin)
 Durability (max.): 200 mating cycles (Gold), 25 cycles (Tin)
 Wire Pull-Out Force (min.): 12 AWG / 4.0mm²: 220N

ELECTRICAL

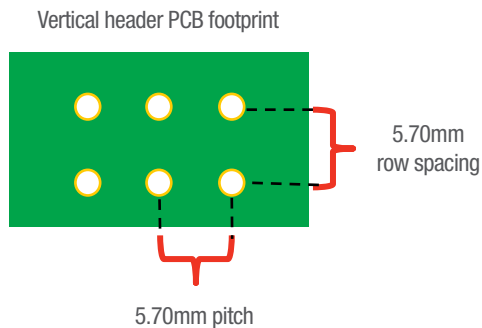
Voltage (max.): 600V
 Current (max.): 23.0A
 Contact Resistance (max. change): 6 milliohms
 Current Interrupt Rating: 48V AC/DC, 23.0A max.
 up to 30 mate and un-mate cycles

PHYSICAL

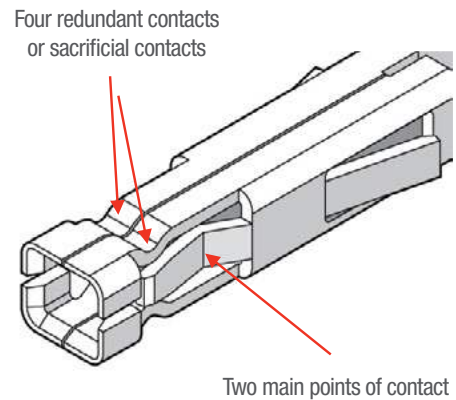
Header: UL 94 V-0, Glow-Wire and Low-Halogen
 Contact: High-Conductivity Copper
 Plating:
 Contact Area —
 Gold (Au) 30u" and 15u" options or Tin (Sn)
 Solder Tail Area — Tin (Sn)
 Underplating — Nickel (Ni)
 PCB Thickness: 1.60 and 2.40mm (.062 and .093")
 Operating Temperature (max.):
 Gold: -40 to +120°C
 Tin: -40 to +105°C

ADDITIONAL PRODUCT FEATURES

THE MOST POWER-DENSE MID-RANGE PRODUCT — 23.0A PER CONTACT



SIX INDEPENDENT POINTS OF CONTACT



Ordering Information

Series No.	Component	Orientation	Plating	Flammability Rating
171692	Receptacles	Straight	---	UL 94 V-0
170001				Glow-Wire
172064	Headers	Right-Angle	Gold	UL 94 V-0 and Glow-Wire
76825			Tin	
172065		Vertical	Gold	
76829			Tin	
		Wire Size - AWG	Wire Size - Metric	Base Material
172063	Crimp Terminals	12, 14, or 16	1.50, 2.50, or 4.00mm ²	Copper Alloy
76823				

www.molex.com/link/megafit.html