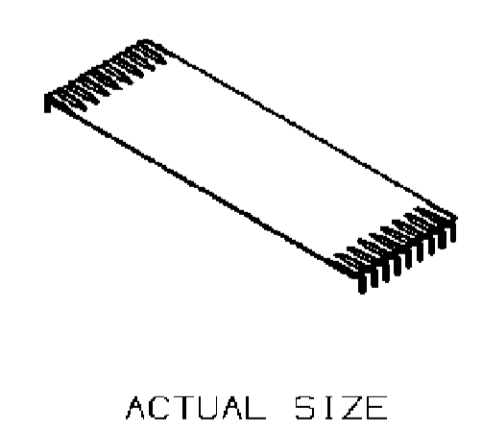
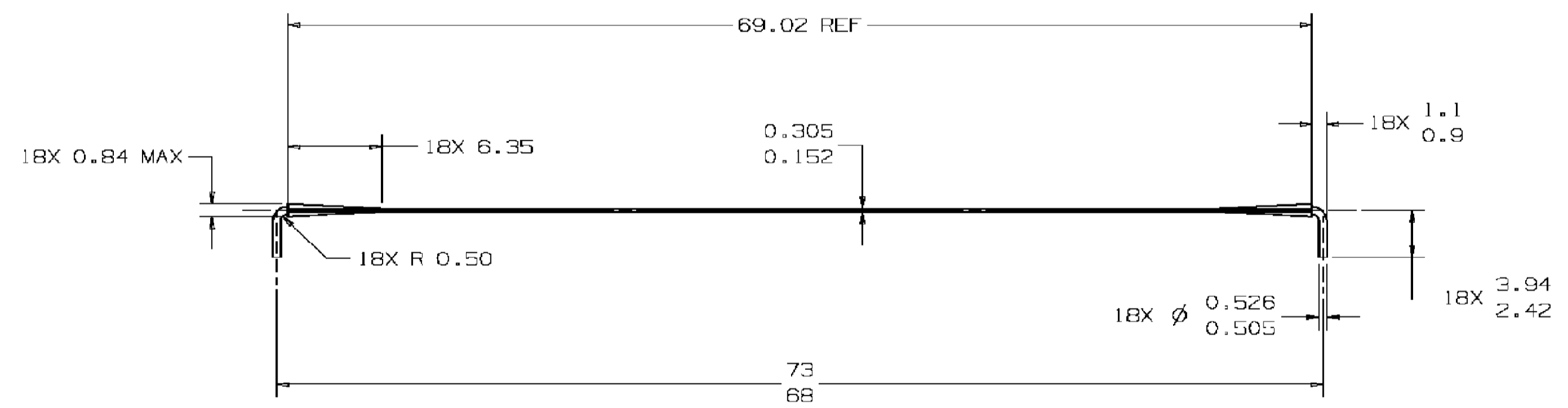



DWG STATUS						REVISION HISTORY			
DATE	STG	REV	N/P	CHG	ZONE	DESCRIPTION	AUTH	DR	APVD
03AUG05		03		A	--	REDRAWN NO CHANGE			
				B	--	KPC BLOCK REPLACED WITH QC1 BLOCK			
				C	H6	"PART" NOTE REMOVED			
				D	--	ENGRG RELEASE	050714	SK	JK

- 03C
- MATERIALS:
 - CONTACT MATERIAL: COPPER ALLOY
 - PLATING: TIN PLATED COPPER.
 - INSULATION - NOMEX
 - PERFORMANCE:
 - CURRENT RATING - 3.0A
 - VOLTAGE RATING - 300 VAC
 - OPERATING TEMPERATURE (C°) -40 TO 125.
 - APPLICATION TEMP RANGE (C°) (FOR SOLDERING) 250 / 4 SEC.
 - WIRE GAUGE - COMPARABLE TO 24 AWG.
 - REF TYCO PART 1832088-1
DESCRIPTION AFSN-22.8BB-9.



APPROXIMATED VOLUME (REF)
0.46 cm³

O		LAST NO. USED		KPC		QC1		
O		TOTAL ON DRAWING		F/F				
KPC NO.	QC1 NO.	TYPE		CHARACTERISTIC	RATIONALE	ZONE	SH	PTS

UNLESS OTHERWISE SPECIFIED
THIS DOCUMENT IS IN ACCORDANCE WITH ASME Y14.5M-1994 AS AMENDED BY THE 04 GLOBAL DIMENSIONING AND TOLERANCING ADDENDUM-1997. ALL GEOMETRIC TOLERANCES AND RELATED DATUMS APPLY. RULE #1 (PERFECT FORM AT MMC) DOES NOT APPLY WHEN RELATIONSHIP BETWEEN FEATURES IS ESTABLISHED BY ORIENTATION OR LOCATION TOLERANCES. SEPARATE POSITION CALLOUTS MAY BE GAGED SEPARATELY REGARDLESS OF DATUM REFERENCES.

ALL DIMENSIONS ARE IN MILLIMETERS
ZERO PLACE DECIMALS ± 1
ONE PLACE DECIMALS ± 0.5
TWO PLACE DECIMALS ± 0.25

ANGLES ± 0.5 DEGREE

REFERENCE: SX094820

THIRD ANGLE PROJECTION
DO NOT SCALE
USE MATH DATA

DIMENSIONS MARKED "REF" OR ENCLOSED IN () ARE FOR INFORMATION PURPOSES ONLY AND DO NOT CONTROL MANUFACTURING OR INSPECTION OPERATIONS

UNLESS OTHERWISE SPECIFIED:
- DIAS SHOWN ON COMMON CENTERS C.S.
- COUNTERSINK ALL TAPPED HOLES APPROX 90° INCLUDED ANGLE TO A DIA 0.3 TO 1.0 GREATER THAN MAJOR DIA OF THREAD

DELPHI
DELPHI SAGINAW STEERING SYSTEMS
3900 HOLLAND RD, SAGINAW, MI 48601-9494 USA

THIS DRAWING IS THE PROPERTY OF DELPHI CORPORATION. NO RIGHTS ARE GRANTED TO USE THIS DRAWING FOR ANY PURPOSE OTHER THAN THE FURNISHING OF SERVICES AND SUPPLIES TO DELPHI CORPORATION.

DR	S. KINDLER	DATE	01JUN05
APVD1	J. KRAGENBRINK		
APVD2	K. ROSS		
APVD3	-- K.R.		
APVD4	J. BREAULT		
APVD5			

SUBSTANCES OF CONCERN AND RECYCLED CONTENT PER DELPHI 10349001

MATERIAL: SEE GENERAL NOTES

DRAWING NAME: RIBBON CABLE, MOTOR SENSOR

DRAWING NUMBER: 26127106

SIZE	A1	SCALE	4 TIMES	FRAME NO	1	SHEET NO	1	OF	1	STG	REV	N/P
											03	

DELPHI-SAGINAW P/N	TE P/N
26127106	1832088-1

THIS DRAWING IS A CONTROLLED DOCUMENT.

DIMENSIONS: INCHES	TOLERANCES UNLESS OTHERWISE SPECIFIED:	DRN: K. PETERSON	24MAY2005	Tyco Electronics	Tyco Electronics Corporation
	0. PLC ±	CHK: D. KIRSTEN			Harrisburg, Pa 17105-3608
	1. PLC ±	APVD: D. KIRSTEN			
	2. PLC ±	PRODUCT SPEC			FLEXSTRIP, SPECIAL
	3. PLC ±	APPLICATION SPEC			AFSN-22.8B-9
	4. PLC ±	SIZE	A1	CODE CODE	DRAWING NO
	ANGLES ±	WEIGHT		00779	C=1832088
MATERIAL	FINISH	CUSTOMER DRAWING		SCALE	NTS
				SHEET	1
				OF	1
				REV	C