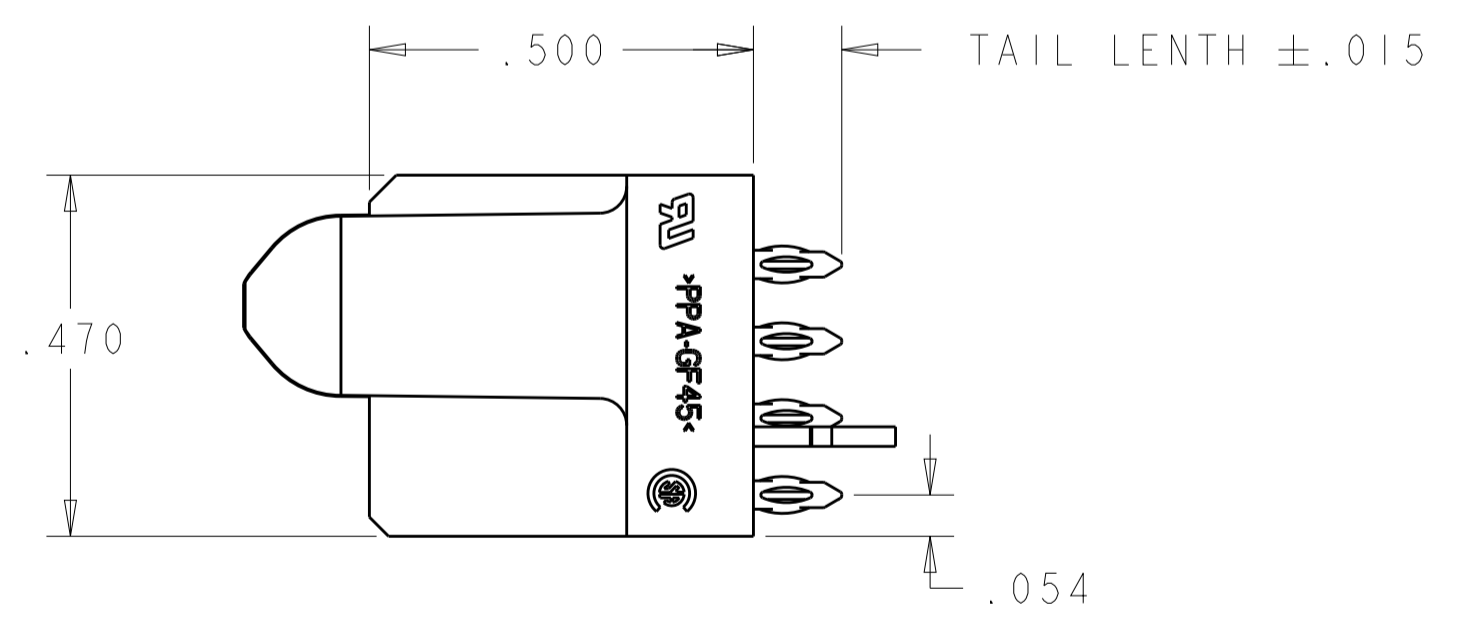
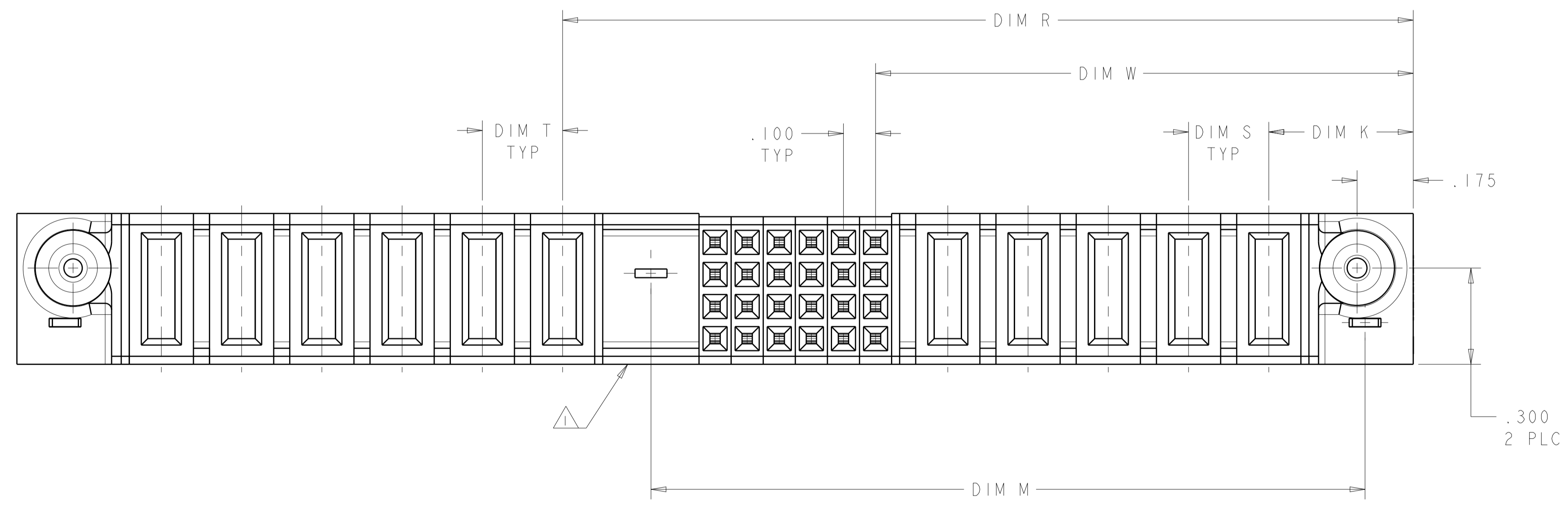
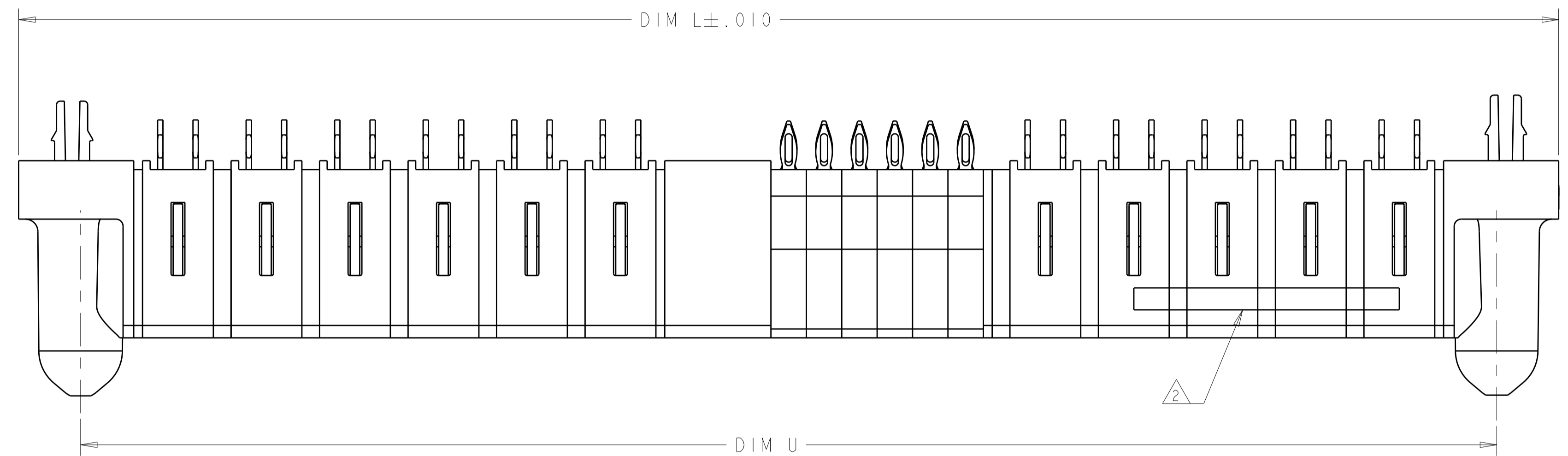
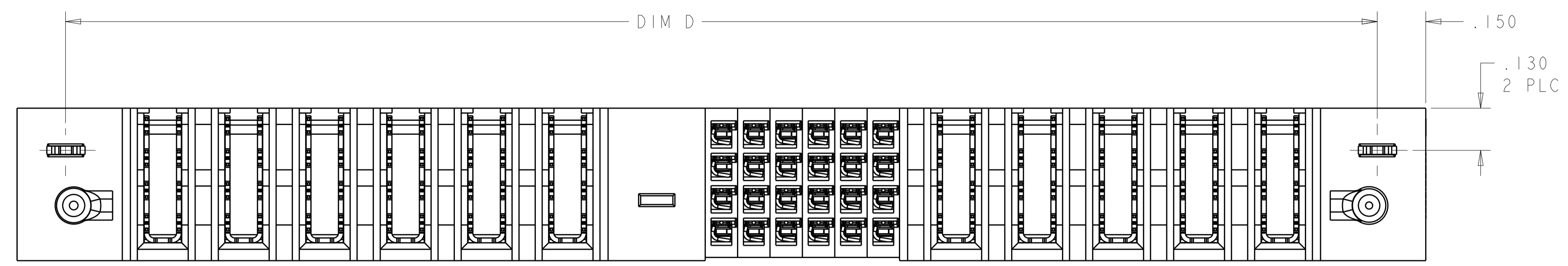


LOC	DIST	REVISIONS					
		P	LTH	DESCRIPTION	DATE	DMN	APVD
ES	00	K9		REV PER ECR-12-018831	30OCT2012	AY	SZ



- 1 OPTIONAL CENTER MODULE, WITH Ø.150 THRU HOLE OR HOLD DOWN FEATURE
- 2 "AMP", PART NUMBER AND DATE CODE TO BE MARKED IN AREA SHOWN PARTS UNDER 2.00 LONG MAY BE MARKED ON BOTH SIDES
- 3 MATERIAL: HOUSING - GLASS FILLED HIGH TEMP THERMO PLASTIC, UL94 V-0  
 SIGNAL CONTACT - HIGH CONDUCTIVITY COPPER ALLOY  
 POWER CONTACT - HIGH CONDUCTIVITY COPPER ALLOY
- 4 CONTACT PLATING: NOBLE METAL PLATING ON CONTACT FUNCTIONAL AREA OF POWER CONTACTS AND SIGNAL CONTACTS.
- 5 MECHANICAL CONNECTOR KEEP OUT ZONE
- 6 DATUM AND BASIC DIMENSIONS ESTABLISHED BY CUSTOMER
- 7 PCB - ALL HOLE DIAMETERS ARE FINISHED HOLE SIZES
- 8 PCB - 0.0453 ±.0010 DRILLED HOLES PLATED WITH .0003 MIN Sn OVER .001 TO .003 Cu PLATING TO ACHIEVE A .040 HOLE
- 9 VARIABLE DIMENSION SHOWN VIEW (SHEET 6)

THIS DRAWING IS A CONTROLLED DOCUMENT.		DMN R. GRZYBOWSKI 29APR05	TE Connectivity <b>STE</b>
DIMENSIONS: INCHES		CHK M. PERCHERKE 29APR05	
TOLERANCES UNLESS OTHERWISE SPECIFIED:		APVD M. PERCHERKE	NAME VERTICAL RECEPTACLE ASSEMBLY WITH GUIDES MULTI-BEAM XL
0 PLC ±. 1 PLC ±.01 2 PLC ±.01 3 PLC ±.005 4 PLC ±.0020 ANGLES ±.7°		PRODUCT SPEC 108-1973	SIZE A1
MATERIAL FINISH		APPLICATION SPEC 114-13038	CAGE CODE DRAWING NO 6450540
3		WEIGHT CUSTOMER DRAWING	RESTRICTED TO SCALE 2:1 SHEET 1 OF 19 REV K9

THIS DRAWING IS UNPUBLISHED. RELEASED FOR PUBLICATION 20  
 © COPYRIGHT 20 BY - ALL RIGHTS RESERVED.

LOC		DIST		REVISIONS			
ES	00	P	LTN	DESCRIPTION	DATE	OWN	APVD
		-		SEE SHEET 1	-	-	-

K9	1.350	1.300	-	-	1.200	.625	-	1.650	.450	1P + 20S + 1P	6-6450540-6
	2.550	2.500	.250	.250	1.650	1.375	-	2.85	.450	4P + 8S + 4P	6-6450540-5
	1.350	1.300	-	-	1.200	.625	-	1.650	.450	1P + 20S + 1P	6-6450540-2
	-	3.300	.200	.200	2.200	1.625	-	3.650	.450	6P + 20S + 6P	6-6450540-1
	2.950	2.900	.250	.250	2.050	1.375	-	3.250	.450	4P + 24S + 4P	6-6450540-0
	2.050	2.000	.250	.250	1.650	.925	-	2.350	.450	2P + 24S + 2P	5-6450540-9
	2.050	2.000	.250	.250	1.400	1.125	-	2.350	.450	3P + 8S + 3P	5-6450540-5
	2.500	2.450	.250	.250	1.850	1.375	-	2.800	.450	4P + 16S + 3P	5-6450540-4
	2.950	2.900	.250	.250	2.050	1.375	-	3.250	.450	4P + 24S + 4P	5-6450540-3
	1.350	1.300	-	-	1.200	.675	-	1.650	.450	1P + 16S + 1P	5-6450540-2
	1.750	1.700	.250	.250	1.350	.875	-	2.050	.450	2P + 16S + 2P	5-6450540-1
	5.950	5.900	.250	.250	3.550	2.8750	-	6.250	.450	10P + 24S + 10P	5-6450540-0
	5.150	5.100	.250	.250	3.250	2.375	-	5.450	.450	8P + 32S + 8P	4-6450540-9
	1.250	1.200	-	-	1.100	.625	-	1.550	.450	1P + 16S + 1P	4-6450540-8
	2.150	2.100	.250	.250	1.500	1.175	-	2.450	.450	3P + 8S + 3P	4-6450540-7
	1.150	1.100	-	-	1.000	.675	-	1.450	.450	1P + 8S + 1P	4-6450540-6
	-	-	-	.200	-	-	-	2.820	.450	12HDP	4-6450540-5
	-	-	.200	.200	2.600	1.625	-	3.970	.450	6HDP + 36S + 7HDP	4-6450540-4
	2.65	2.60	.250	.250	2.250	1.625	-	2.950	.450	5P + 20S + 2P	(E) 4-6450540-3
	-	-	-	.200	-	-	-	2.620	.450	11HDP	(E) 4-6450540-2
	-	-	.200	.200	2.600	1.625	-	3.770	.450	6P + 36S + 6P	4-6450540-1
	-	-	.200	.200	4.500	3.425	-	7.470	.450	15P + 40S + 15P	4-6450540-0
	-	-	.200	.200	-	-	-	7.470	-	15P + 40S + 15P	(D) 3-6450540-9
	4.650	4.600	.250	.250	3.250	1.875	-	4.950	.450	6P + 52S + 6P	(D) 2-6450540-7
	1.950	1.900	-	-	1.550	.875	-	2.250	.450	2P + 24S + 2P	(D) 2-6450540-5
	2.450	2.400	.250	.250	1.800	1.125	-	2.750	.450	3P + 24S + 3P	(D) 2-6450540-0
	-	1.575	-	-	1.425	.700	-	1.925	.475	1P + 24S + 1P	(E) 1-6450540-8
	-	5.450	△ <sub>10</sub>	△ <sub>10</sub>	3.075	2.425	-	5.800	.425	10P + 24S + 12P	1-6450540-4
	3.250	3.200	.200	.200	2.125	1.575	-	3.550	.425	6P + 20S + 6P	1-6450540-2
	-	2.850	.250	.250	2.000	1.125	-	3.200	.450	3P + 32S + 4P	1-6450540-1
	1.950	1.900	.250	.250	1.550	.875	-	2.250	.450	2P + 24S + 2P	1-6450540-0
	-	1.400	.250	.250	1.300	.625	-	1.750	.450	1P + 24S + 1P	6450540-7
	-	2.400	.250	.250	2.050	1.375	-	2.750	.450	4P + 24S + 2P	6450540-6
	-	3.100	.250	.250	2.000	1.625	-	3.450	.450	5P + 12S + 5P	6450540-5
	-	3.400	.250	.250	2.050	1.375	-	3.750	.450	4P + 24S + 6P	6450540-4
	-	7.400	.250	.250	5.050	2.875	-	7.750	.450	10P + 84S + 10P	6450540-3
	-	4.000	.250	.250	2.650	1.675	2.225	4.350	.450	5P+24S+1M+6P	6450540-2
	-	1.575	-	-	1.425	.700	-	1.925	.475	1P + 24S + 1P	6450540-1
D	U	T	S	R	W	M	L	K		DESCRIPTION	PART NUMBER

THIS DRAWING IS A CONTROLLED DOCUMENT. DIMENSIONS: INCHES. TOLERANCES UNLESS OTHERWISE SPECIFIED: 0 PLC ±.01, 1 PLC ±.01, 2 PLC ±.01, 3 PLC ±.005, 4 PLC ±.0020, ANGLES ±.0020. MATERIAL FINISH. CUSTOMER DRAWING. SCALE 2:1 SHEET 2 OF 19 REV K9.

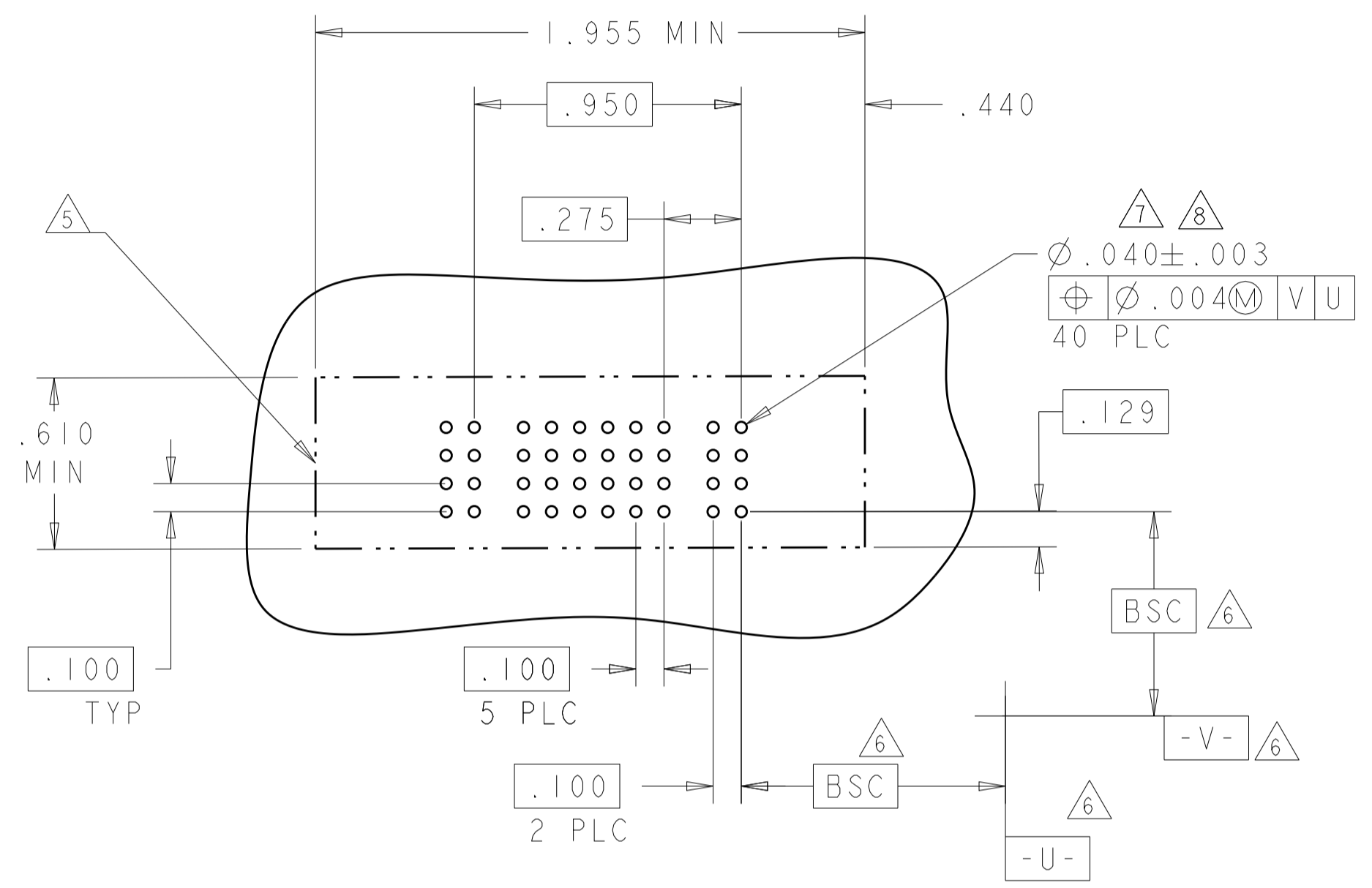
OWN: R. GRZYBOWSKI, CHG: M. PERCHERKE, APVD: M. PERCHERKE. PRODUCT SPEC: 108-1973, APPLICATION SPEC: 114-13038. WEIGHT: -. SIZE: A100779. CAGE CODE: 6450540. RESTRICTED TO: -. CUSTOMER DRAWING. SCALE: 2:1. SHEET: 2 OF 19. REV: K9.

**STE** TE Connectivity  
 VERTICAL RECEPTACLE ASSEMBLY WITH GUIDES MULTI-BEAM XL

LOC	DIST	REVISIONS			
P	LTH	DESCRIPTION	DATE	OWN	APVD
ES	00	SEE SHEET 1			

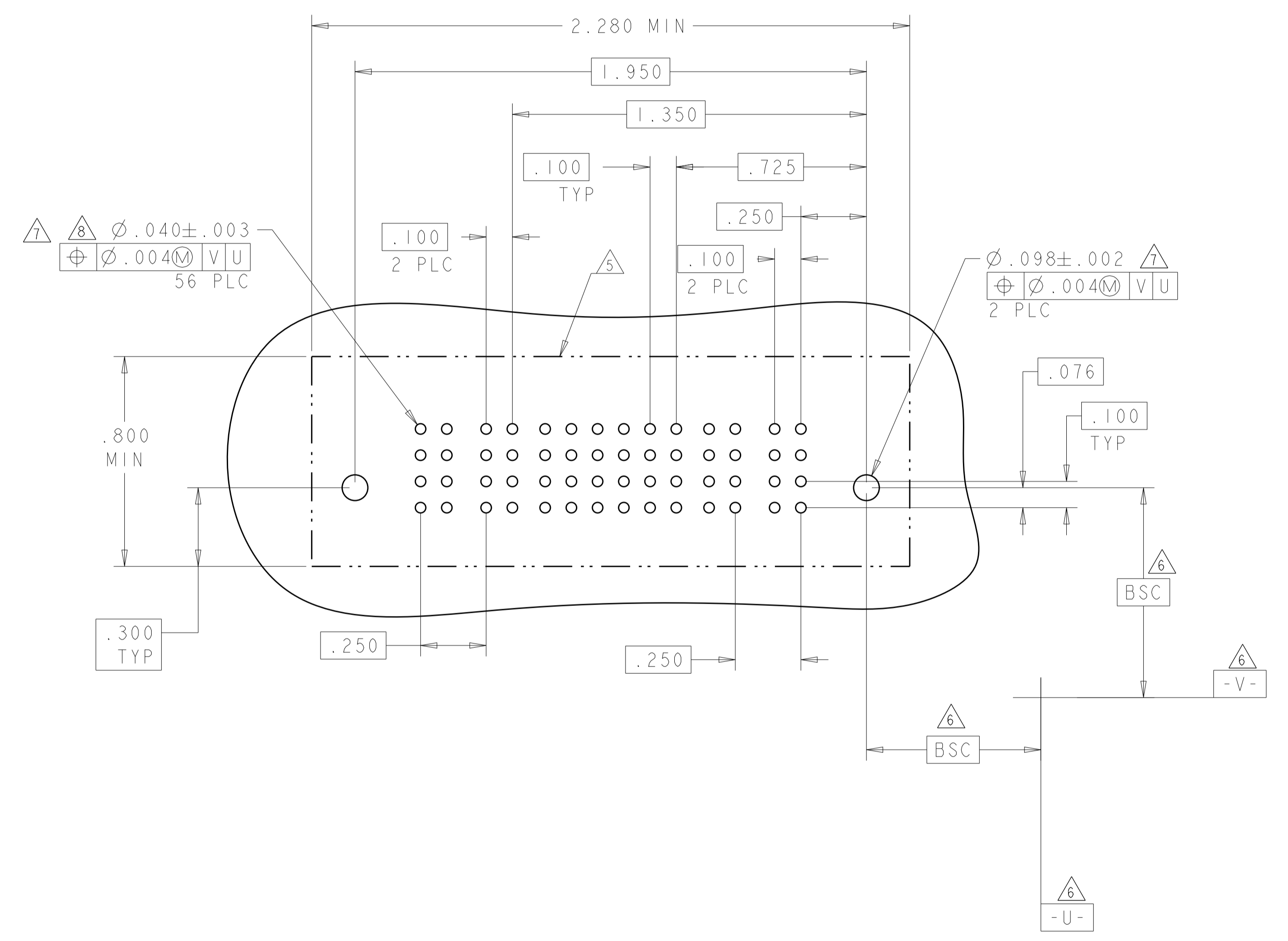
PART NUMBER	ROWS	POWER						SIGNAL						POWER			
		P2	6	5	4	3	2	1	PI	P1	6	5	4	3	2	1	PI
6450540-1	D C B A	GP														GP	
		AP														GP	
		AP														GP	

IP + 24S + IP



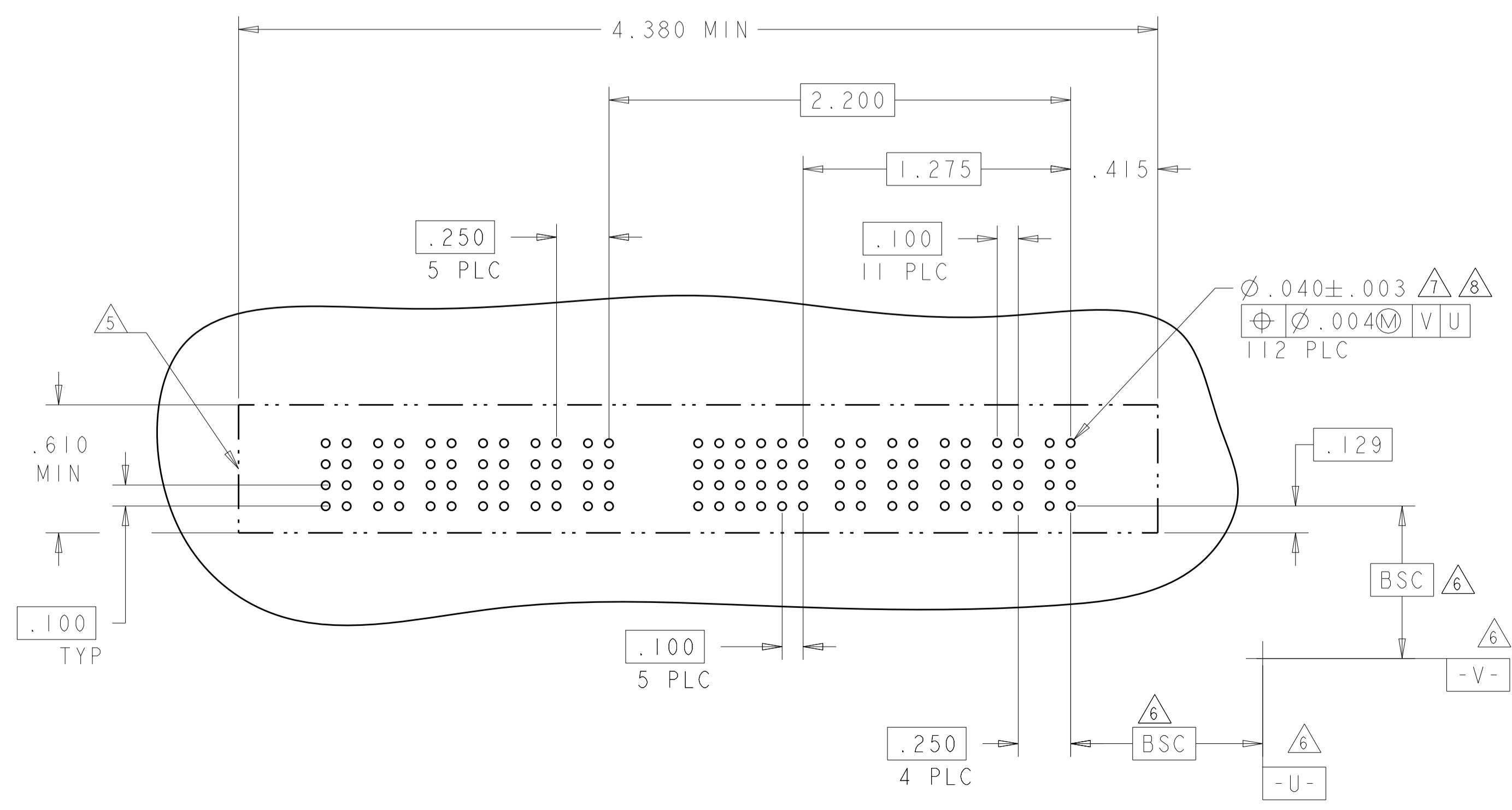
PART NUMBER	ROWS	POWER		SIGNAL						POWER	
		P4	P3	6	5	4	3	2	1	P2	PI
2-6450540-5	D C B A	GP		AP						GP	
		GP		AP						GP	
		GP		AP						GP	

2P + 24S + 2P



PART NUMBER	ROWS	POWER						SIGNAL						POWER				
		PI1	PI0	P9	P8	P7	P6	MI	6	5	4	3	2	1	P5	P4	P3	P2
6450540-2	D C B A	GP						AP						GP				
		GP						AP						GP				
		GP						AP						GP				

5P + 24S + 1M + 6P



VS	STD POWER PRESSFIT CONTACT .115 LG
VP	MFBL POWER PRESSFIT CONTACT .115 LG
GS	STD POWER PRESSFIT CONTACT .135 LG
GP	MFBL POWER PRESSFIT CONTACT .135 LG
P	SIGNAL PRESSFIT CONTACT .115 LG
AP	SIGNAL PRESSFIT CONTACT .135 LG
CODE	TAIL LENGTH

CONTACT TABLE

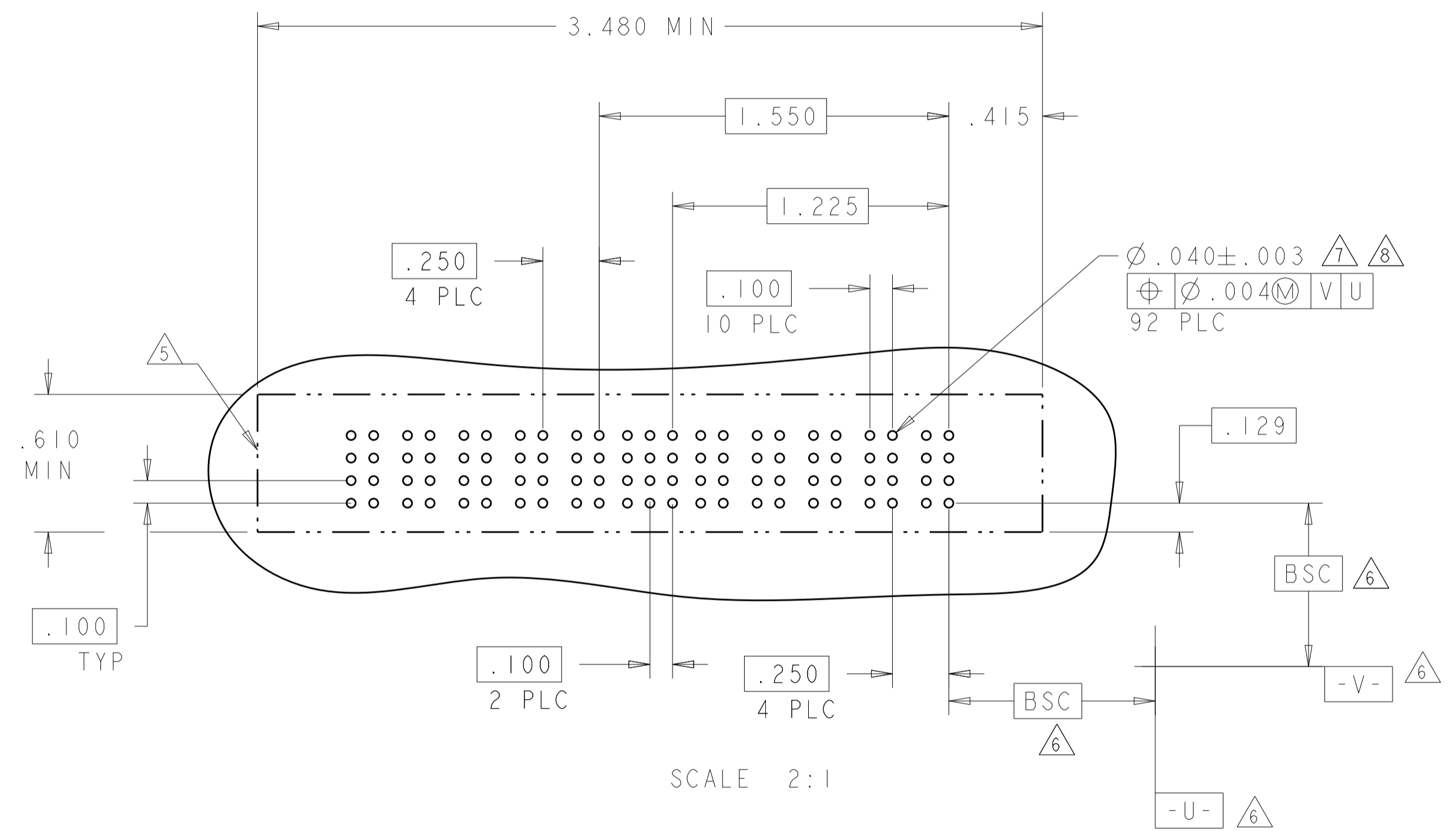
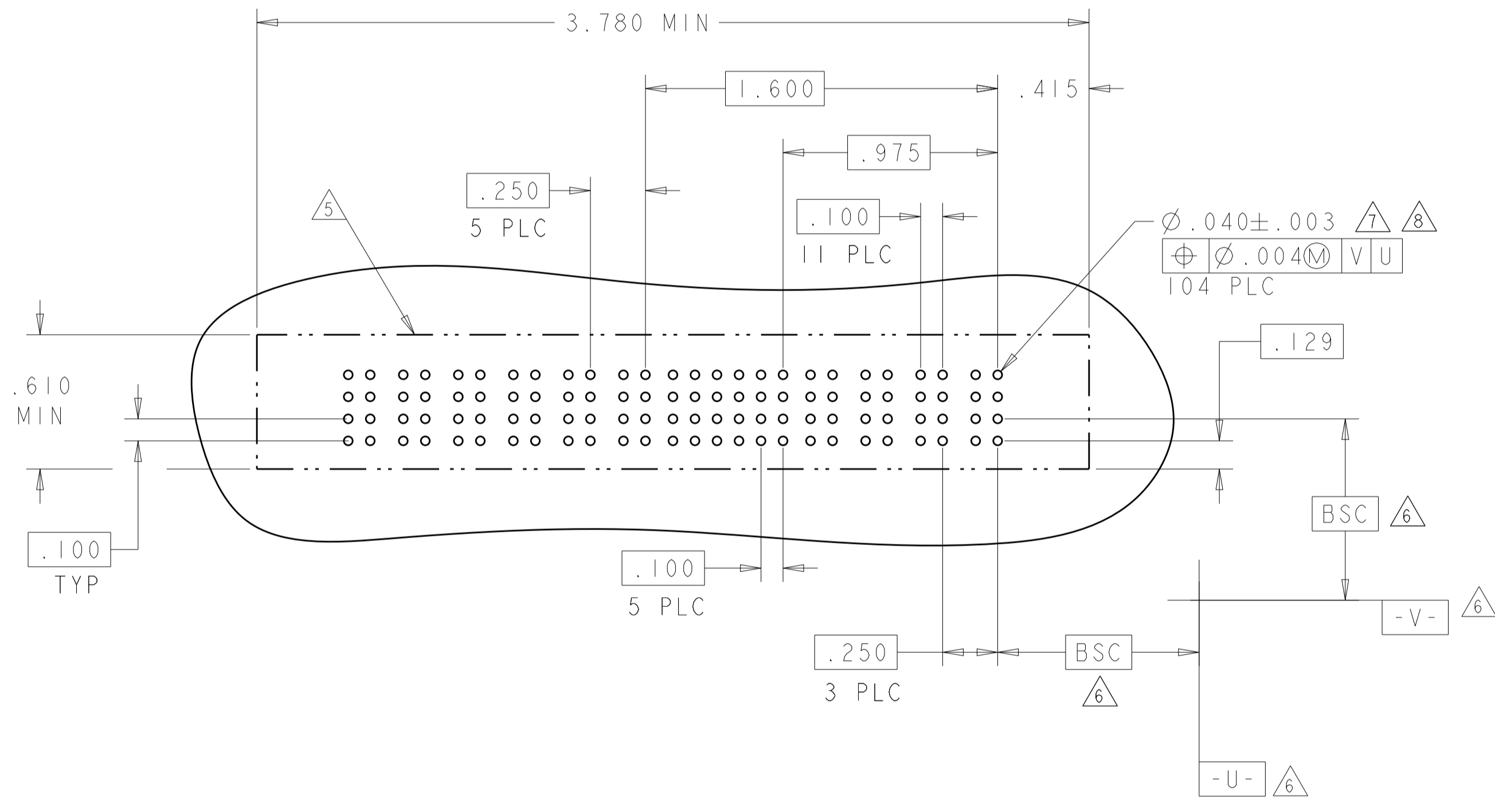
THIS DRAWING IS A CONTROLLED DOCUMENT.		OWN: R. GRZYBOWSKI 29APR05	NAME: VERTICAL RECEPTACLE ASSEMBLY WITH GUIDES MULTI-BEAM XL
DIMENSIONS: INCHES		CHK: M. PERCHERKE 29APR05	TE Connectivity
TOLERANCES UNLESS OTHERWISE SPECIFIED:		APVD: M. PERCHERKE	SIZE: A1
0 PLC	±.01	PRODUCT SPEC	CAGE CODE: 114-13038
1 PLC	±.01	APPLICATION SPEC	DRAWING NO: 6450540
2 PLC	±.01	APPROVAL	SCALE: 2:1
3 PLC	±.005	DATE	SHEET: 3 OF 19
4 PLC	±.002	REV	REV: K9
ANGLES	±.002	CUSTOMER DRAWING	



LOC	DIST	REVISIONS			
P	LTN	DESCRIPTION	DATE	DMN	APVD
ES	00	SEE SHEET 1	-	-	-

PART NUMBER	ROWS	POWER						SIGNAL						POWER			
		P10	P9	P8	P7	P6	P5	6	5	4	3	2	1	P4	P3	P2	P1
6450540-4	DCBA	GP	GP	GP	GP	GP	GP	AP	AP	AP	AP	AP	AP	GP	GP	GP	GP
		GP	GP	GP	GP	GP	GP	AP	AP	AP	AP	AP	AP	GP	GP	GP	GP
		GP	GP	GP	GP	GP	GP	AP	AP	AP	AP	AP	AP	GP	GP	GP	GP
		GP	GP	GP	GP	GP	GP	AP	AP	AP	AP	AP	AP	GP	GP	GP	GP
4P + 24S + 6P																	

PART NUMBER	ROWS	POWER					SIGNAL			POWER				
		P10	P9	P8	P7	P6	3	2	1	P5	P4	P3	P2	P1
6450540-5	DCBA	GP	GP	GP	GP	GP	AP	AP	AP	GP	GP	GP	GP	GP
		GP	GP	GP	GP	GP	AP	AP	AP	GP	GP	GP	GP	GP
		GP	GP	GP	GP	GP	AP	AP	AP	GP	GP	GP	GP	GP
		GP	GP	GP	GP	GP	AP	AP	AP	GP	GP	GP	GP	GP
5P + 12S + 5P														



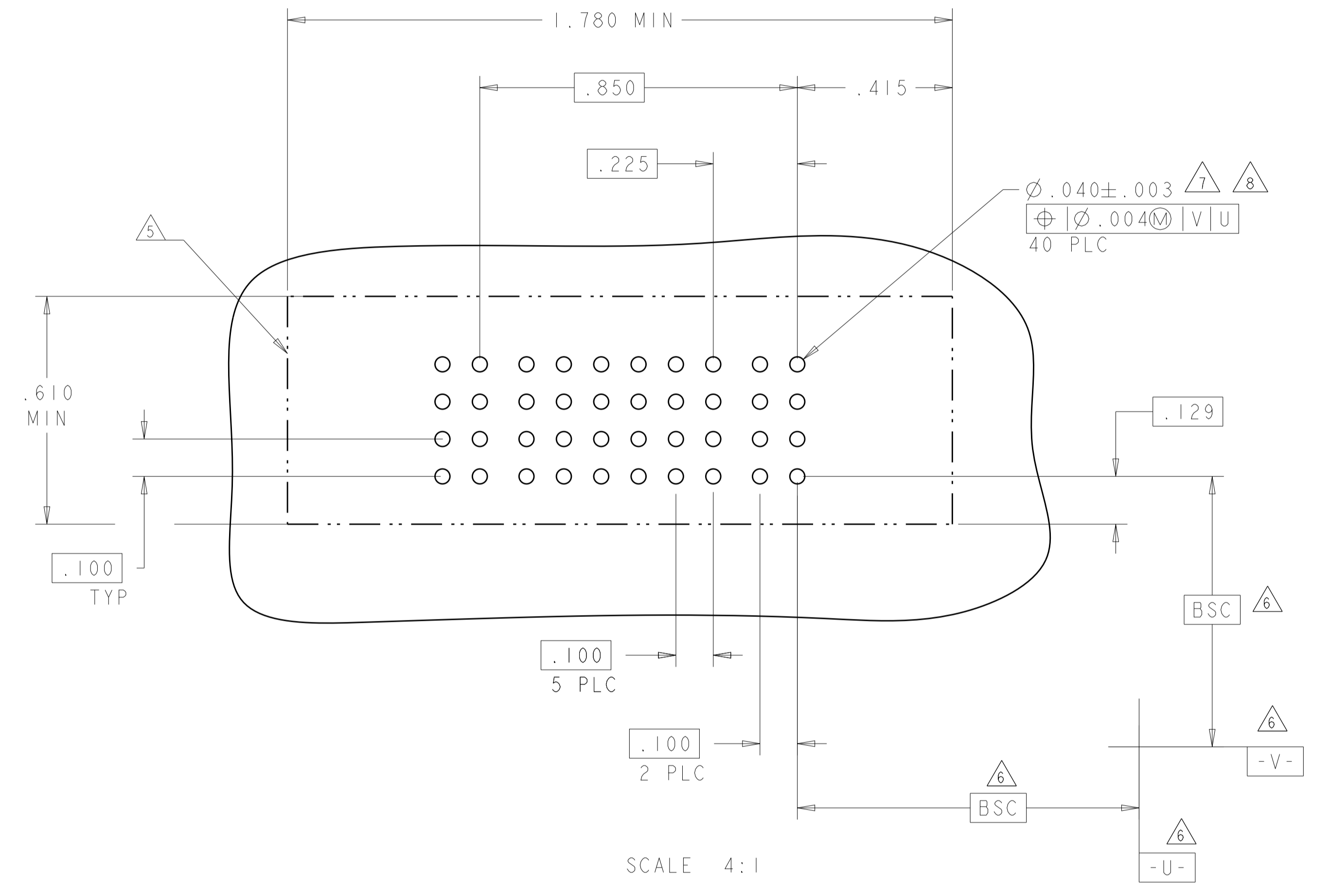
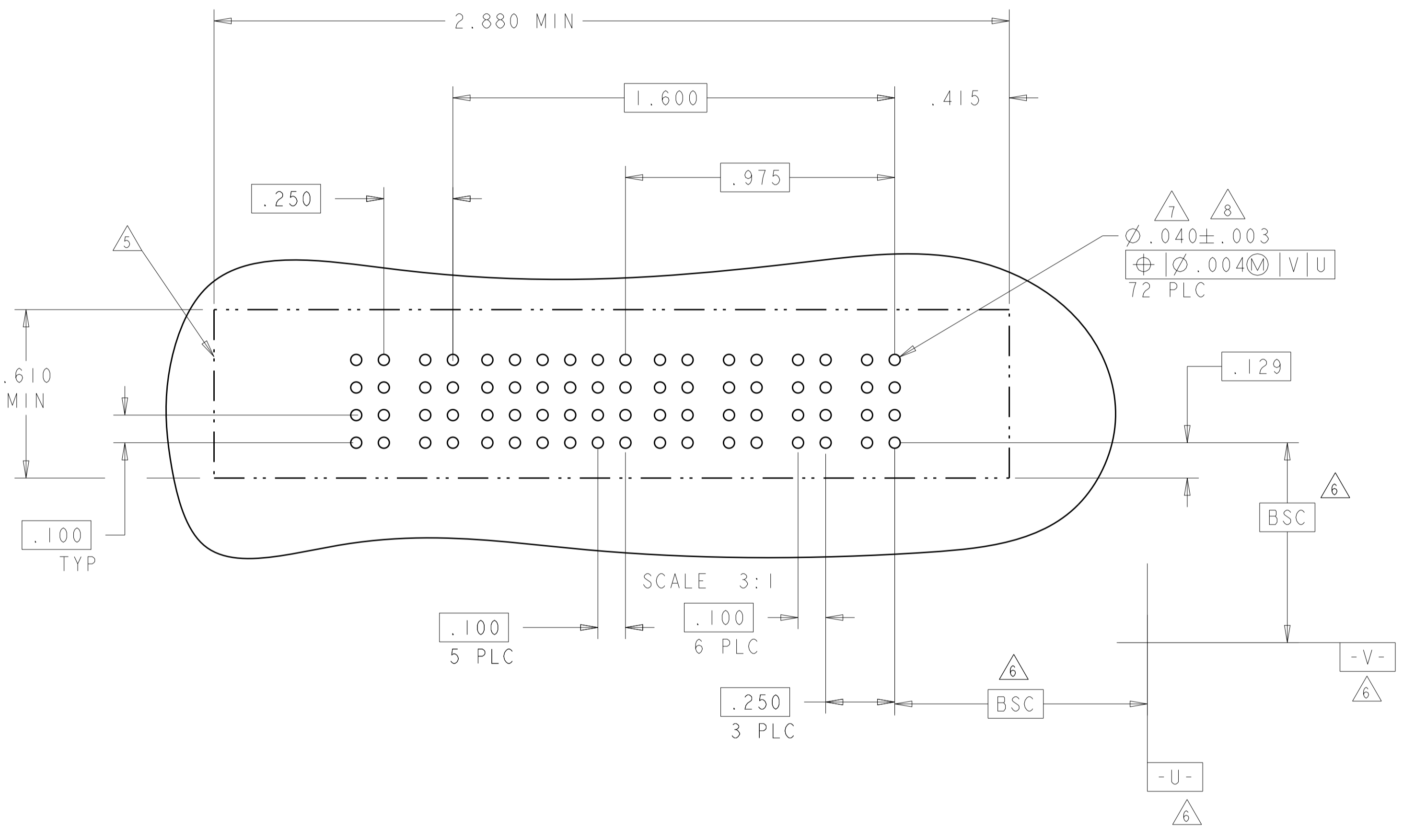
GP	MFBL POWER PRESSFIT CONTACT .135 LG
AP	SIGNAL PRESSFIT CONTACT .135 LG
CODE	TAIL LENGTH
CONTACT TABLE	

THIS DRAWING IS A CONTROLLED DOCUMENT.		DMN: R. GRZYBOWSKI 29APR05	TE Connectivity
DIMENSIONS: INCHES		CHK: M. PERCHERKE 29APR05	
TOLERANCES UNLESS OTHERWISE SPECIFIED:		APVD: M. PERCHERKE	NAME: VERTICAL RECEPTACLE ASSEMBLY WITH GUIDES MULTI-BEAM XL
0 PLC ±. 1 PLC ±. 2 PLC ±.01 3 PLC ±.01 4 PLC ±.005 5 PLC ±.005 ANGLES ±.0020 FINISH		PRODUCT SPEC: 108-1973	SIZE: A1
MATERIAL		APPLICATION SPEC: 114-13038	CAGE CODE: 6450540
		WEIGHT	RESTRICTED TO: -
		CUSTOMER DRAWING	SCALE: 2:1 SHEET 5 OF 19 REV: K9

LOC		DIST		REVISIONS			
ES	00	P	LTN	DESCRIPTION	DATE	DWN	APVD
				SEE SHEET 1			

PART NUMBER	ROWS	POWER		SIGNAL						POWER					
		P6	P5	6	5	4	3	2	1	P4	P3	P2	P1		
6450540-6	D C B A	GP	GP	AP	AP	AP	AP	AP	AP	AP	AP	GP	GP	GP	GP
				AP	AP	AP	AP	AP	AP	AP	AP				
				AP	AP	AP	AP	AP	AP	AP	AP				
				AP	AP	AP	AP	AP	AP	AP	AP				
4P + 24S + 2P															

PART NUMBER	ROWS	POWER		SIGNAL						POWER		
		P2	6	5	4	3	2	1	P1			
6450540-7	D C B A	GP	GP	AP	AP	AP	AP	AP	AP	AP	AP	GP
				AP	AP	AP	AP	AP	AP	AP	AP	
				AP	AP	AP	AP	AP	AP	AP	AP	
				AP	AP	AP	AP	AP	AP	AP	AP	
IP + 24S + IP												



THIS DRAWING IS A CONTROLLED DOCUMENT.

DWN: R. GRZYBOWSKI 29APR05  
CHK: M. PERCHERKE 29APR05

APVD: M. PERCHERKE

NAME: VERTICAL RECEPTACLE ASSEMBLY WITH GUIDES MULTI-BEAM XL

PRODUCT SPEC: 108-1973

APPLICATION SPEC: 114-13038

WEIGHT: -

SIZE: A1 00779 C=6450540

SCALE: 2:1 SHEET 6 OF 19 REV: K9

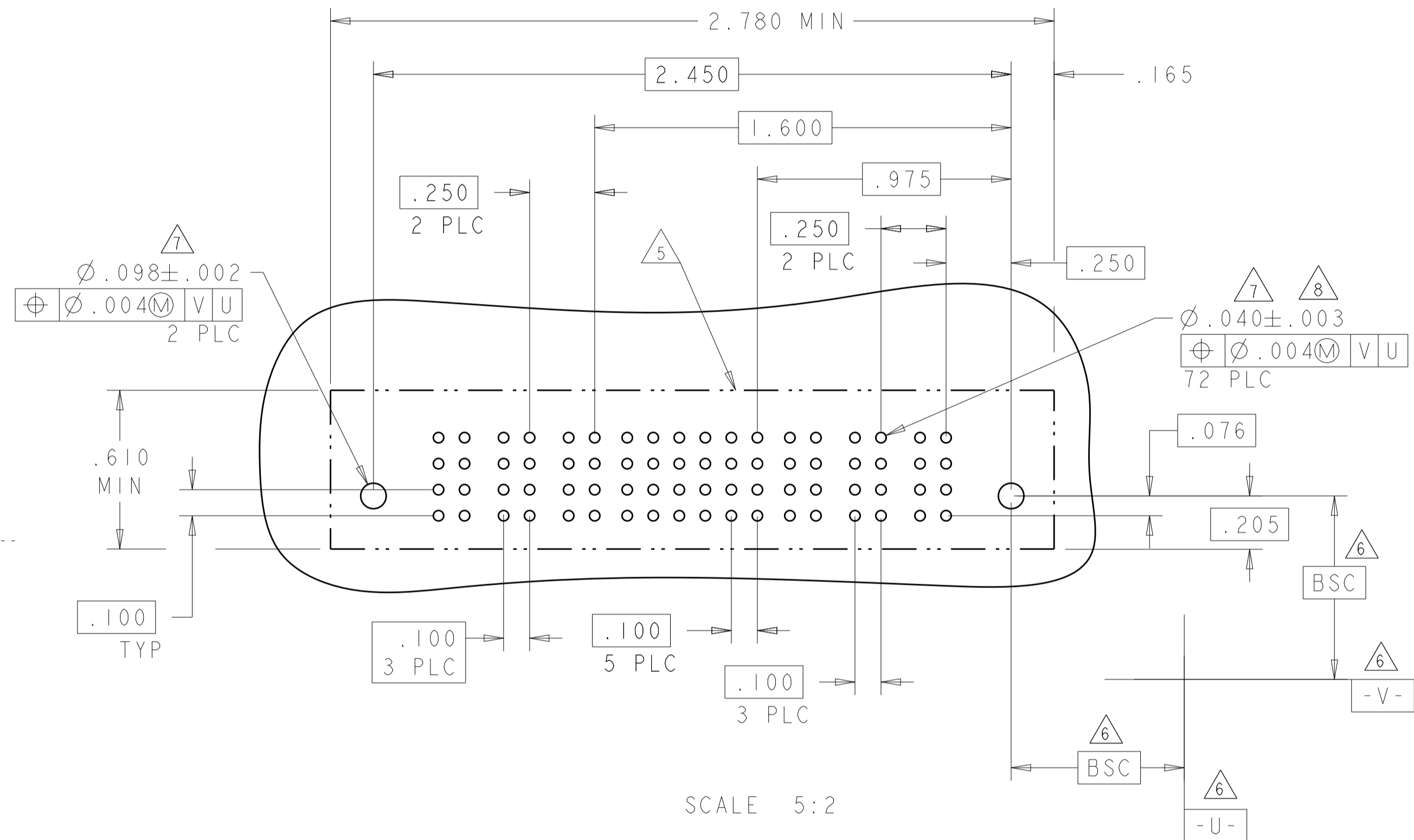
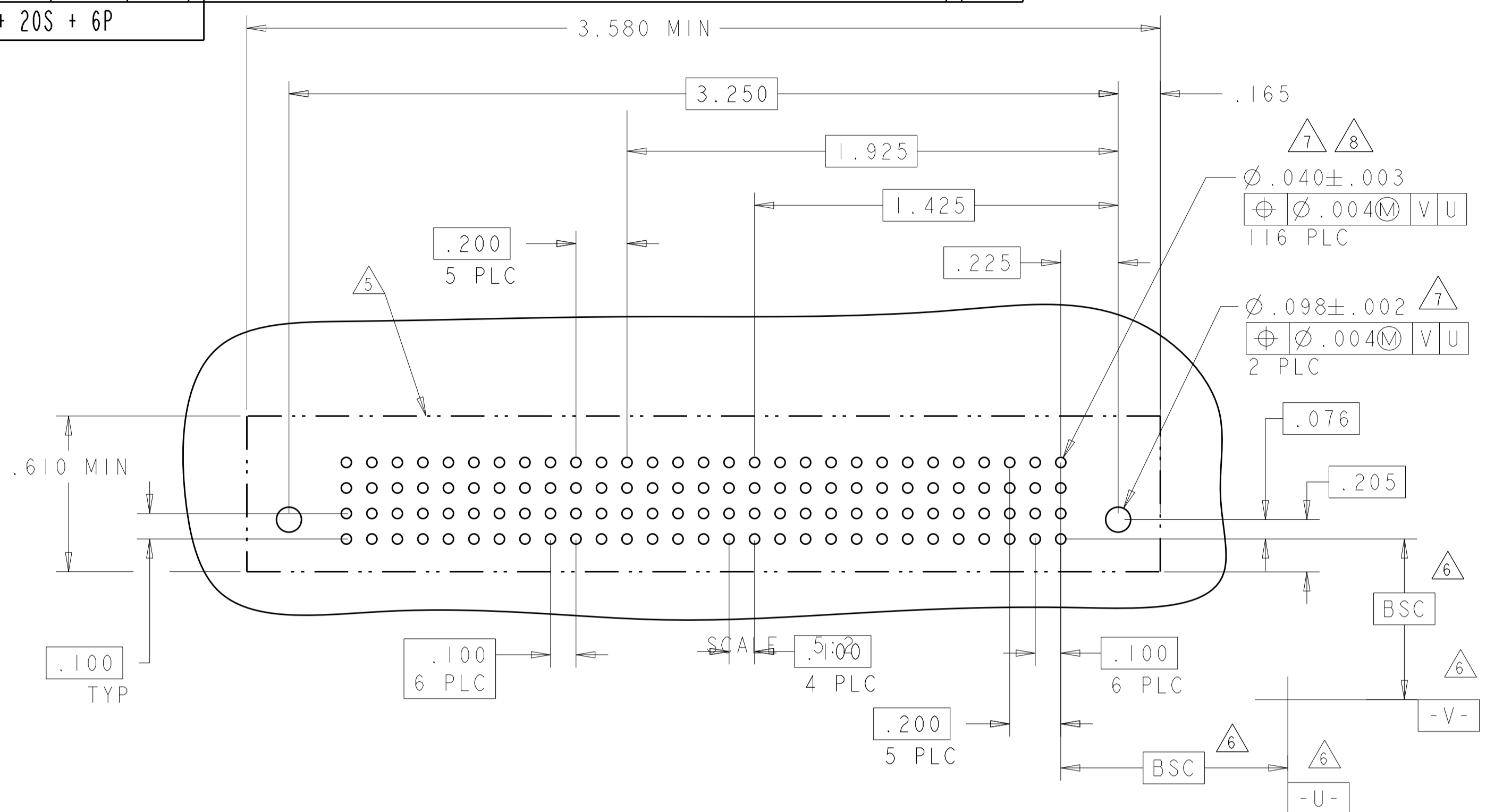
RESTRICTED TO: -

CUSTOMER DRAWING

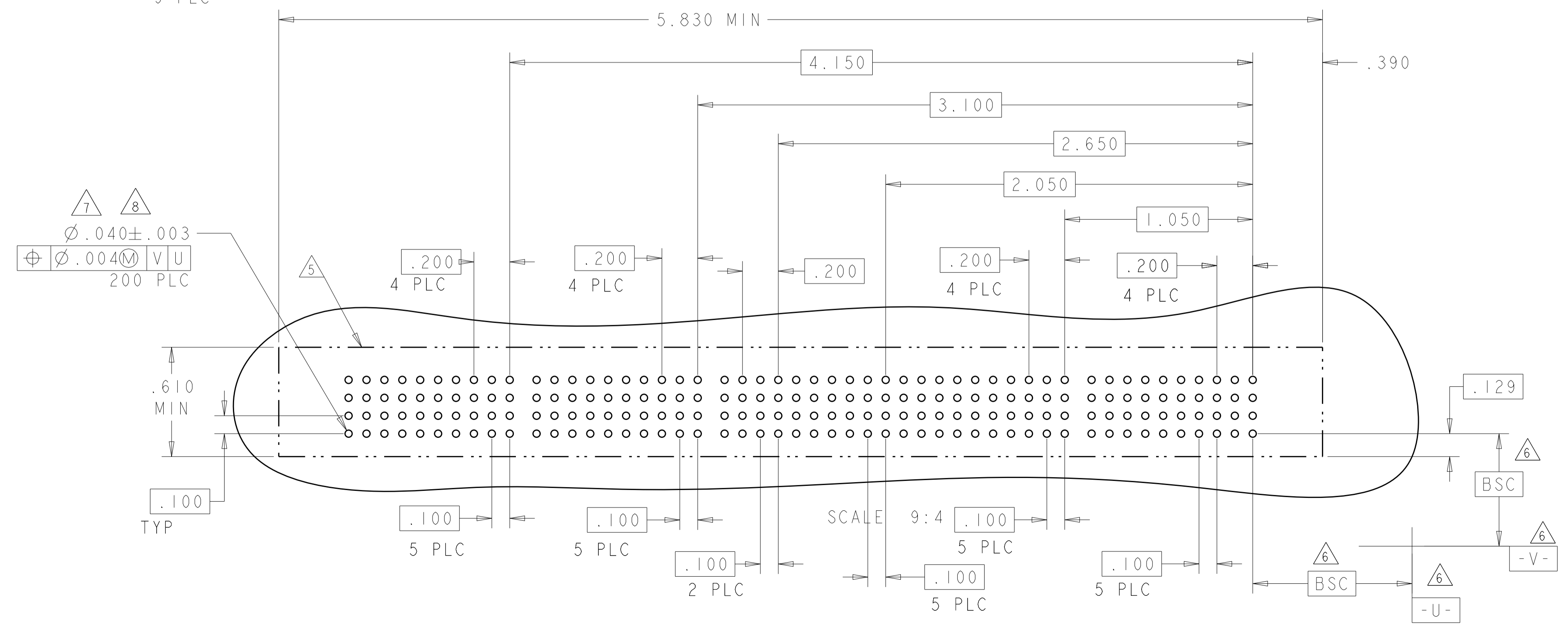
LOC	DIST	REV	DATE	APP'D
ES	00			

PART NUMBER	ROWS	POWER						SIGNAL					POWER						
		P12	P11	P10	P9	P8	P7	5	4	3	2	1	P6	P5	P4	P3	P2	P1	
I-6450540-2	DCBA	GP	GP	GP	GP	GP	GP	AP	AP	AP	AP	AP	AP	GP	GP	GP	GP	GP	GP
		GP	GP	GP	GP	GP	GP	AP	AP	AP	AP	AP	AP	GP	GP	GP	GP	GP	GP
		GP	GP	GP	GP	GP	GP	AP	AP	AP	AP	AP	AP	GP	GP	GP	GP	GP	GP
		GP	GP	GP	GP	GP	GP	AP	AP	AP	AP	AP	AP	GP	GP	GP	GP	GP	GP

PART NUMBER	ROWS	POWER			SIGNAL						POWER				
		P6	P5	P4	6	5	4	3	2	1	P3	P2	P1		
2-6450540-0	DCBA	GP	GP	GP	AP	AP	AP	AP	AP	AP	AP	AP	GP	GP	GP
		GP	GP	GP	AP	AP	AP	AP	AP	AP	AP	AP	GP	GP	GP
		GP	GP	GP	AP	AP	AP	AP	AP	AP	AP	AP	GP	GP	GP
		GP	GP	GP	AP	AP	AP	AP	AP	AP	AP	AP	GP	GP	GP



PART NUMBER	ROWS	POWER										SIGNAL						POWER												
		P22	P21	P20	P19	P18	P17	P16	P15	P14	P13	P12	P11	6	5	4	3	2	1	P10	P9	P8	P7	P6	P5	P4	P3	P2	P1	
I-6450540-4	DCBA	GP	GP	GP	GP	GP	GP	GP	GP	GP	GP	GP	GP	AP	AP	AP	AP	AP	AP	AP	GP	GP	GP	GP	GP	GP	GP	GP	GP	GP
		GP	GP	GP	GP	GP	GP	GP	GP	GP	GP	GP	GP	AP	AP	AP	AP	AP	AP	AP	GP	GP	GP	GP	GP	GP	GP	GP	GP	GP
		GP	GP	GP	GP	GP	GP	GP	GP	GP	GP	GP	GP	AP	AP	AP	AP	AP	AP	AP	GP	GP	GP	GP	GP	GP	GP	GP	GP	GP
		GP	GP	GP	GP	GP	GP	GP	GP	GP	GP	GP	GP	AP	AP	AP	AP	AP	AP	AP	GP	GP	GP	GP	GP	GP	GP	GP	GP	GP



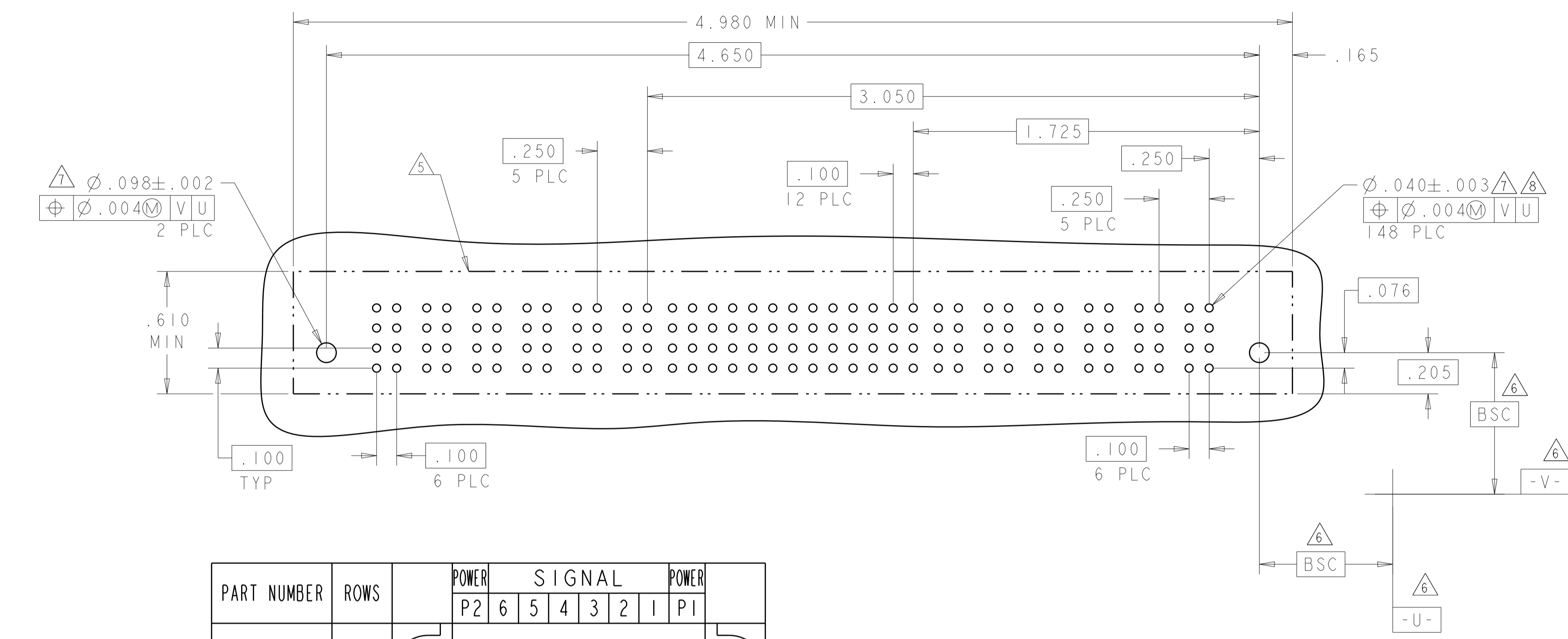
THIS DRAWING IS A CONTROLLED DOCUMENT.

DIMENSIONS: INCHES	TOLERANCES UNLESS OTHERWISE SPECIFIED:	OWN: R. GRZYBOWSKI 29APR05	CHK: M. PERCHERKE 29APR05	NAME: VERTICAL RECEPTACLE ASSEMBLY WITH GUIDES MULTI-BEAM XL
0 PLC ±.01	1 PLC ±.01	APVD: M. PERCHERKE	PRODUCT SPEC: 108-1973	SIZE: A1
2 PLC ±.01	3 PLC ±.005	APPLICATION SPEC: 114-13038	WEIGHT: -	CAGE CODE: 6450540
4 PLC ±.002	ANGLES ±.020	FINISH: -	CUSTOMER DRAWING	SCALE: 2:1

4805 (3/11)

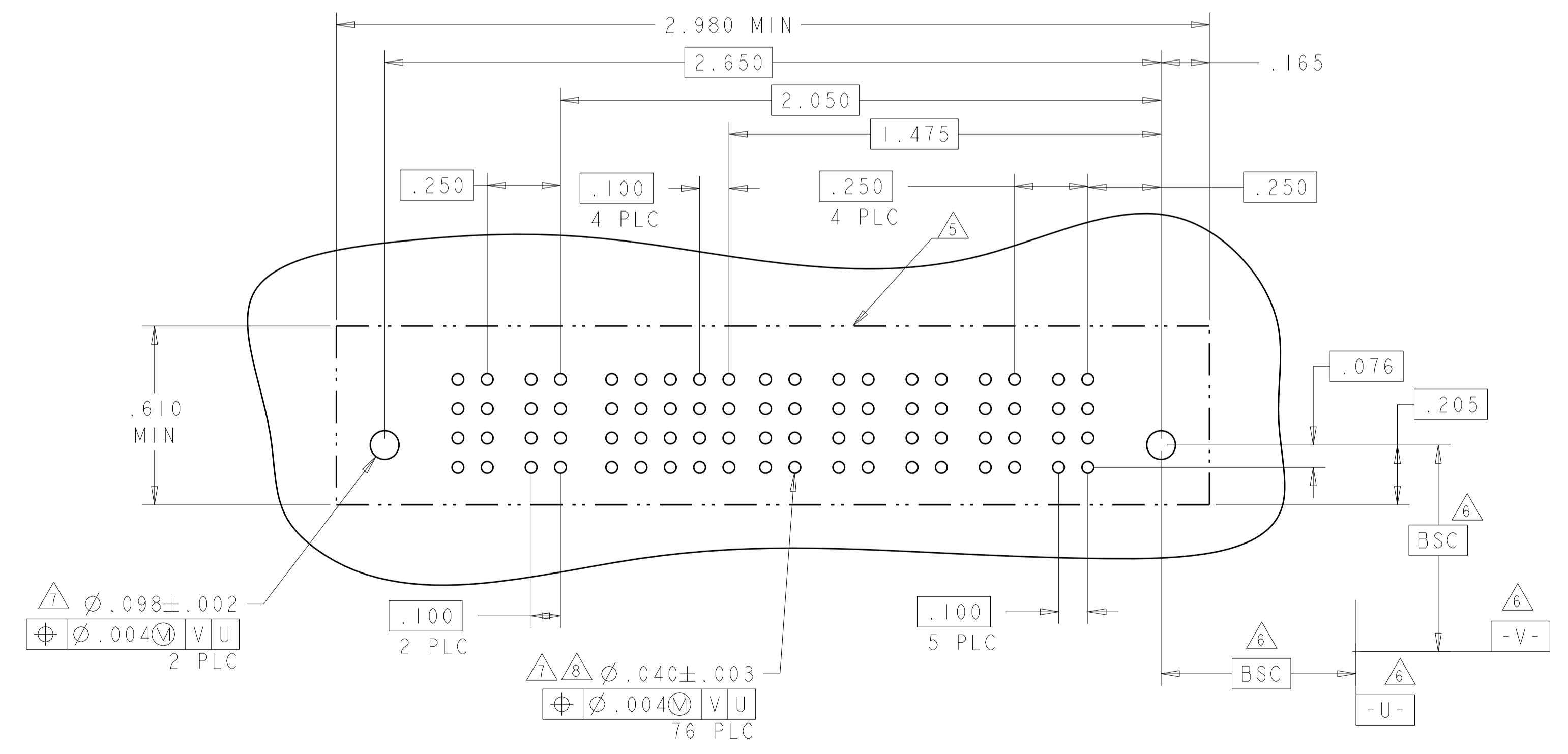
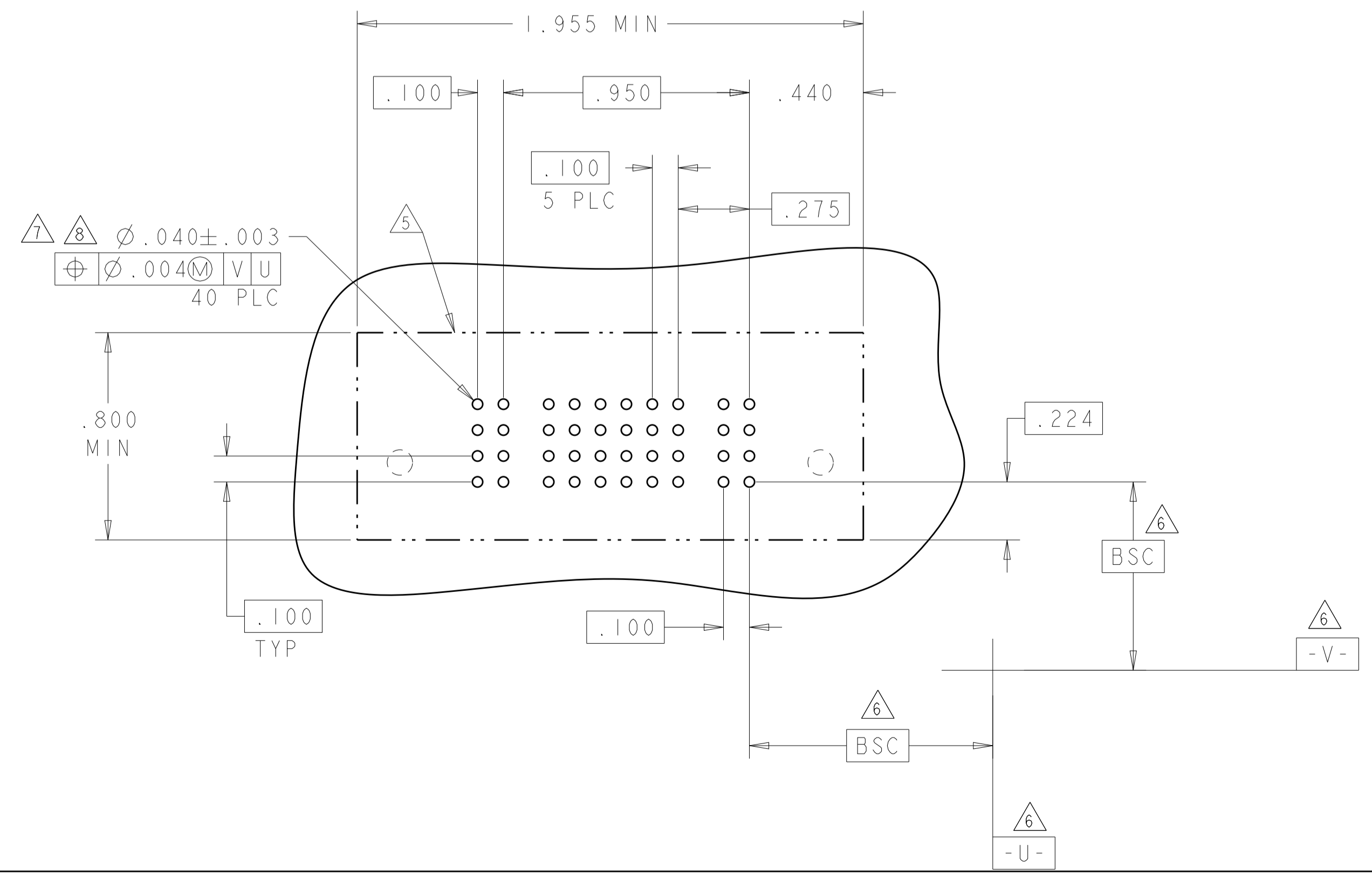
LOC	DIST	REVISONS					
		P	LTN	DESCRIPTION	DATE	DWN	APVD
ES	00			SEE SHEET 1			

PART NUMBER	ROWS	POWER						SIGNAL												POWER						HD						
		PI2	PI1	PI0	P9	P8	P7	13	12	11	10	9	8	7	6	5	4	3	2	1	P6	P5	P4	P3	P2		PI					
2-6450540-7	D C B A	GP	GP	GP	GP	GP	GP	AP	AP	AP	AP	AP	AP	AP	AP	AP	AP	AP	AP	AP	AP	AP	AP	AP	AP	GP	GP	GP	GP	GP	GP	HD
6P + 52S + 6P																																



PART NUMBER	ROWS	POWER		SIGNAL					POWER					HD				
		P7	P6	5	4	3	2	1	P5	P4	P3	P2	PI					
4-6450540-3	D C B A	GS	GS	AP	AP	AP	AP	AP	AP	AP	AP	AP	GS	GS	GS	GS	GS	HD
5P + 20S + 2P																		

PART NUMBER	ROWS	POWER		SIGNAL					POWER		HD
		P2	6	5	4	3	2	1	PI		
1-6450540-8	D C B A	GP	GP	AP	AP	AP	AP	AP	AP	GP	HD
1P + 24S + 1P											



THIS DRAWING IS A CONTROLLED DOCUMENT.		DWN R. GRZYBOWSKI 29APR05		TE Connectivity								
DIMENSIONS: INCHES		CHK M. PERCHERKE 29APR05		NAME VERTICAL RECEPTACLE ASSEMBLY WITH GUIDES MULTI-BEAM XL								
TOLERANCES UNLESS OTHERWISE SPECIFIED:		APVD M. PERCHERKE		RESTRICTED TO								
0 PLC ± .01	1 PLC ± .01	PRODUCT SPEC	SIZE	CAGE CODE	DRAWING NO.	SCALE	SHEET	OF	REV			
2 PLC ± .005	3 PLC ± .005	APPLICATION SPEC	A1	100779	6450540	2:1	8	19	K9			
4 PLC ± .0020	ANGLES ± .020	114-13038	CUSTOMER DRAWING		SCALE	2:1	SHEET	8	OF	19	REV	K9
MATERIAL		FINISH	CUSTOMER DRAWING									





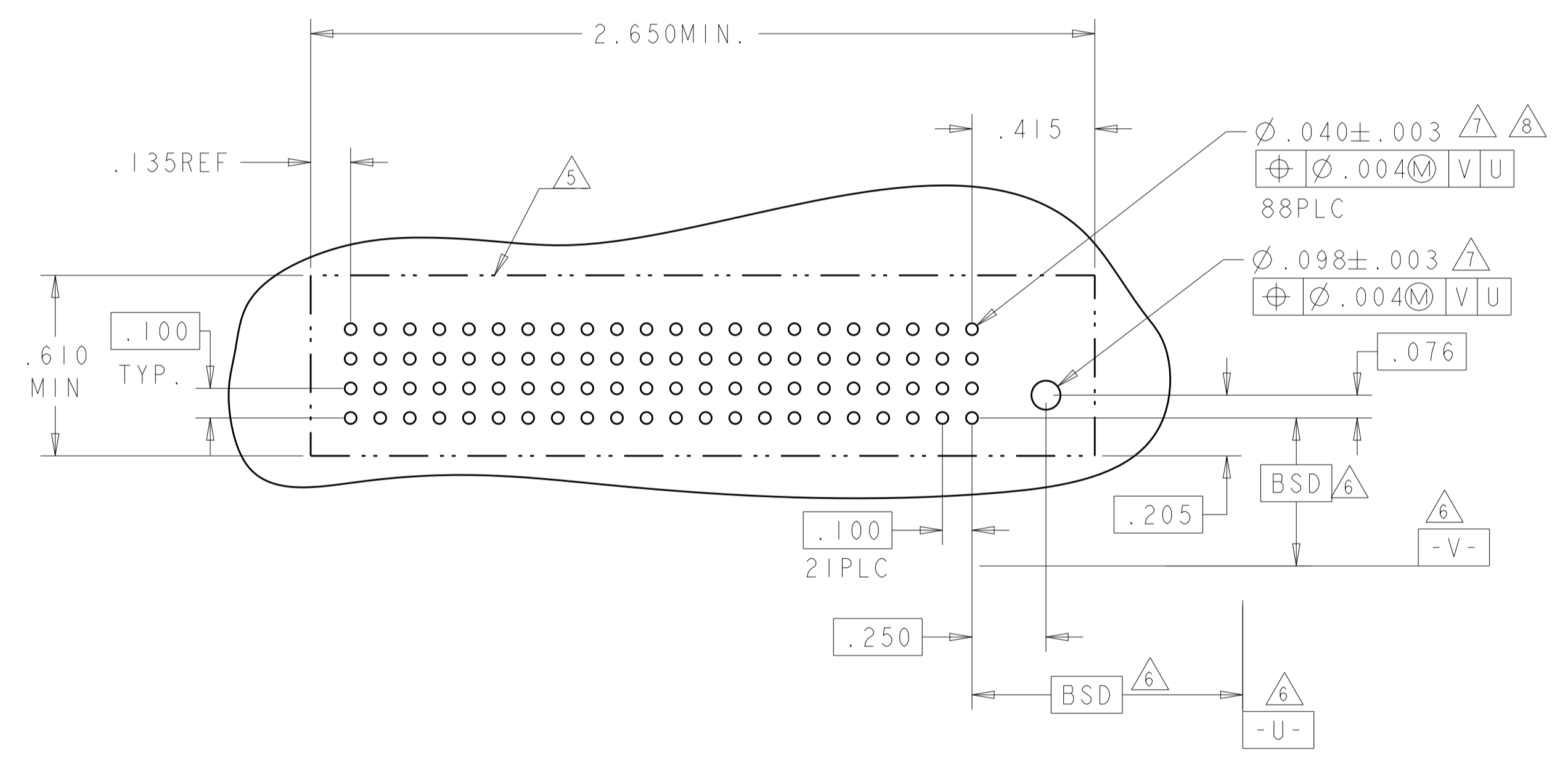
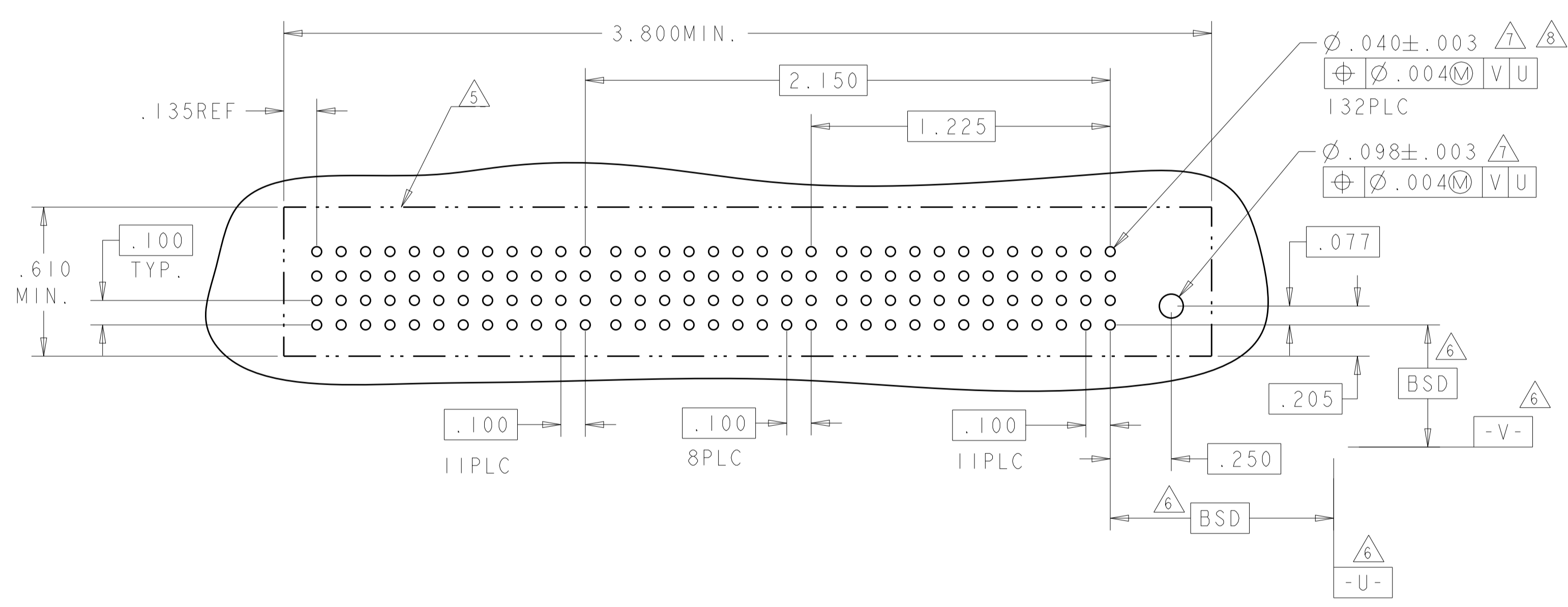
LOC	DIST	REV	DATE	BY	APPD
ES	00				

REVISIONS			
REV	DATE	BY	APPD
-	-	-	-
-	-	-	-

PART NUMBER	ROWS	POWER						SIGNAL								POWER							
		P21	P20	P19	P18	P17	P16	9	8	7	6	5	4	3	2	1	P6	P5	P4	P3	P2	P1	
4-6450540-1	D C B A	GP	GP	GP	GP	GP	GP	AP	AP	AP	AP	AP	AP	AP	AP	AP	AP	GP	GP	GP	GP	GP	GP
								AP	AP	AP	AP	AP	AP	AP	AP	AP	AP						
								AP	AP	AP	AP	AP	AP	AP	AP	AP	AP						
								AP	AP	AP	AP	AP	AP	AP	AP	AP	AP						
6HDP + 36S + 6HDP																							

PART NUMBER	ROWS	POWER									
		P11	P10	P9	P8	P7	P6	P5	P3	P2	P1
4-6450540-2	D C B A	GP	GP	GP	GP	GP	GP	GP	GP	GP	GP
11HDP											

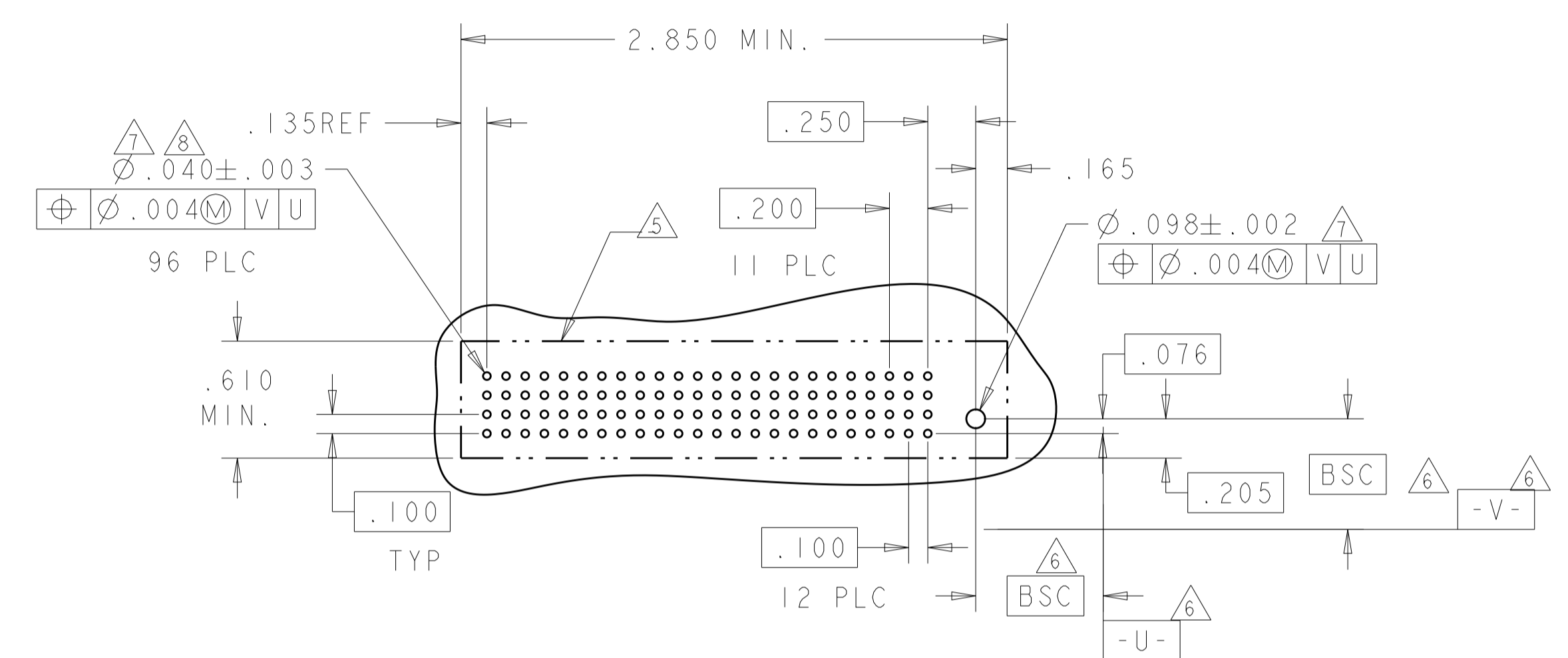
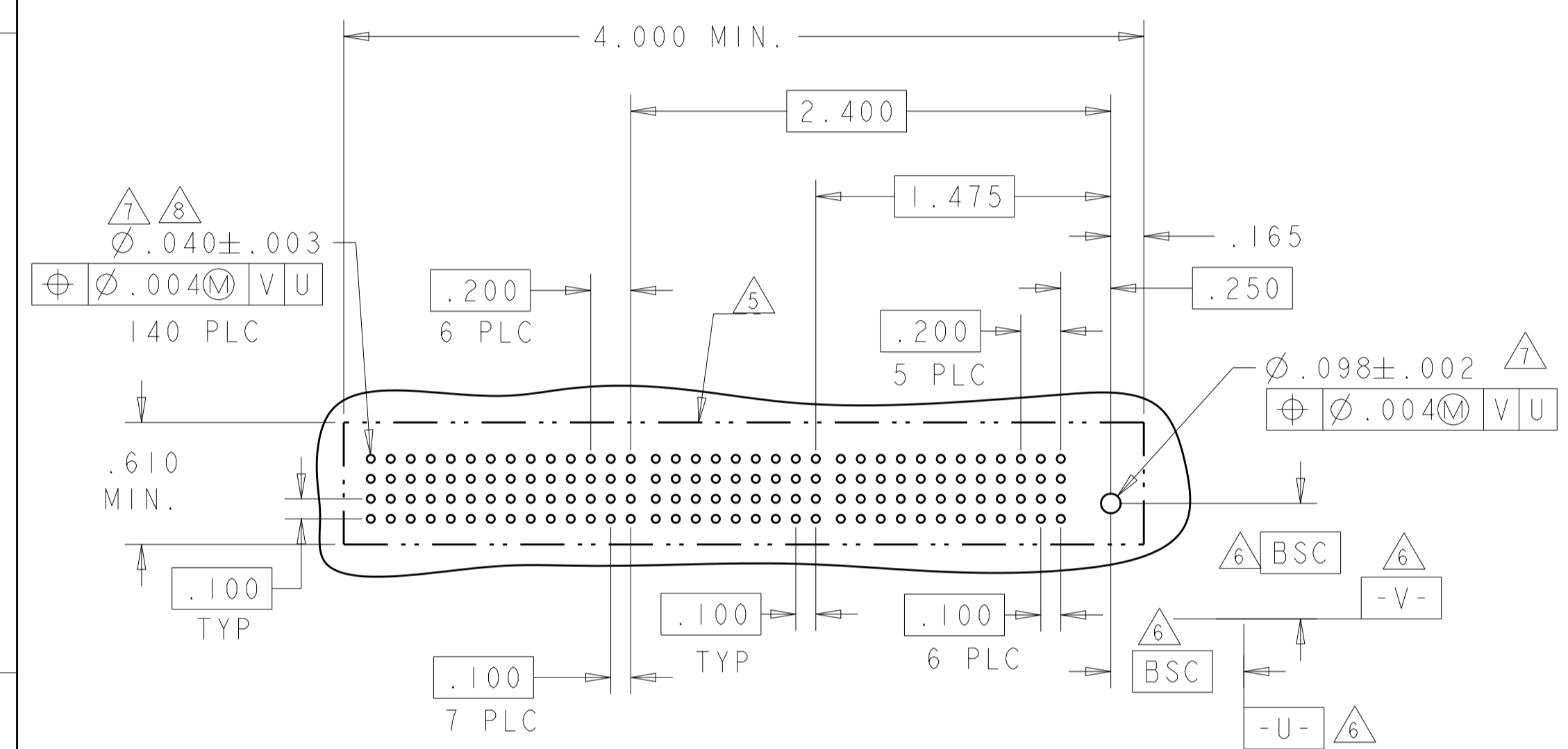


THIS DRAWING IS A CONTROLLED DOCUMENT.		OWN: R. GRZYBOWSKI 29APR05	 TE Connectivity
DIMENSIONS: INCHES		CHK: M. PERCHERKE 29APR05	
TOLERANCES UNLESS OTHERWISE SPECIFIED:		APVD: M. PERCHERKE	NAME: VERTICAL RECEPTACLE ASSEMBLY WITH GUIDES MULTI-BEAM XL
0 PLC ±.01		PRODUCT SPEC: 108-1973	SIZE: A1
1 PLC ±.01		APPLICATION SPEC: 114-13038	CAGE CODE: 6450540
2 PLC ±.01		WEIGHT: -	SCALE: 2:1
3 PLC ±.005		CUSTOMER DRAWING	SHEET 10 OF 19
4 PLC ±.0020			REV: K9
ANGLES ±.2°			
FINISH			

LOC	DIST	REVISIONS			
P	LTN	DESCRIPTION	DATE	OWN	APVD
-	-	SEE SHEET 1	-	-	-

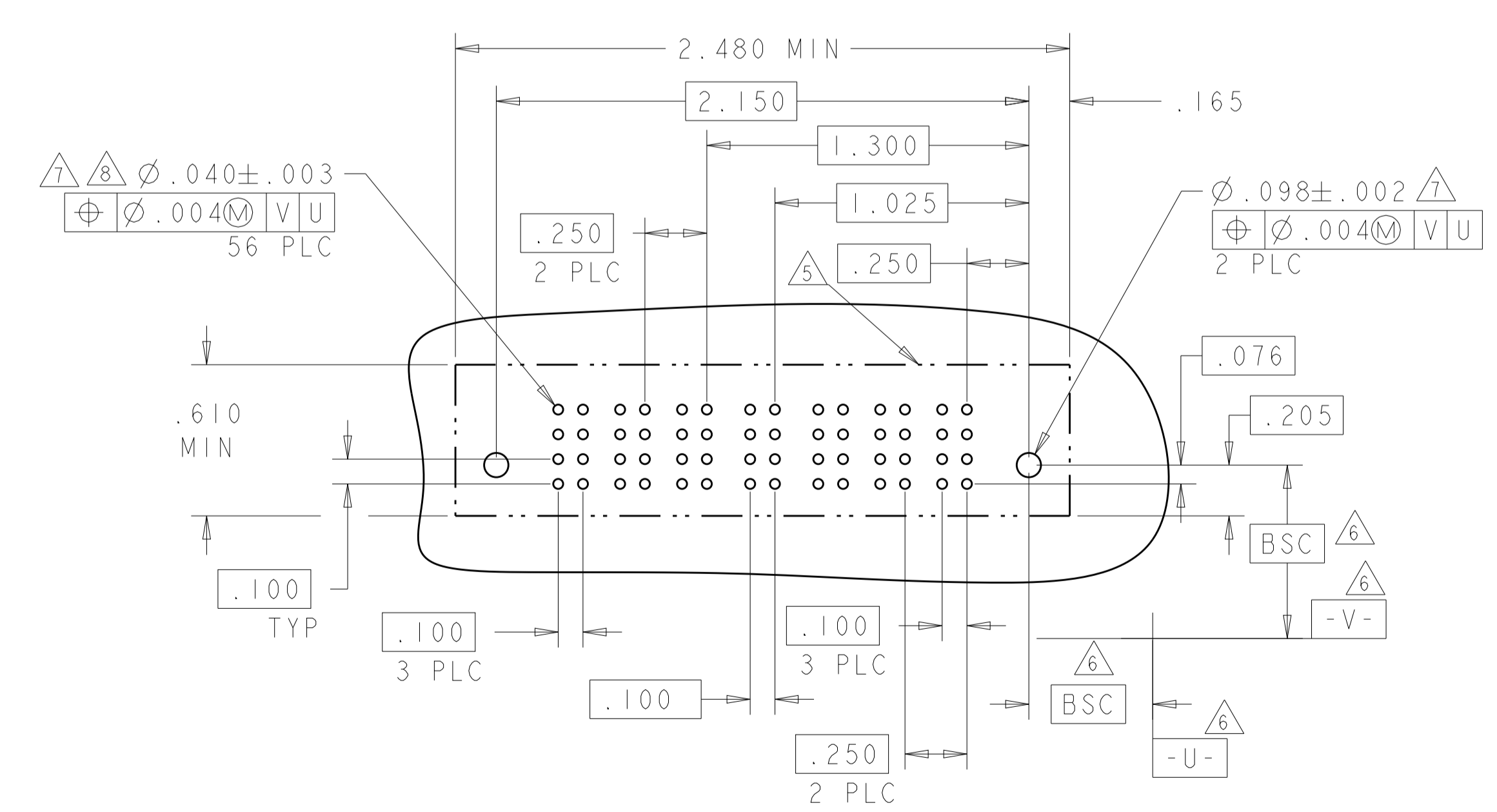
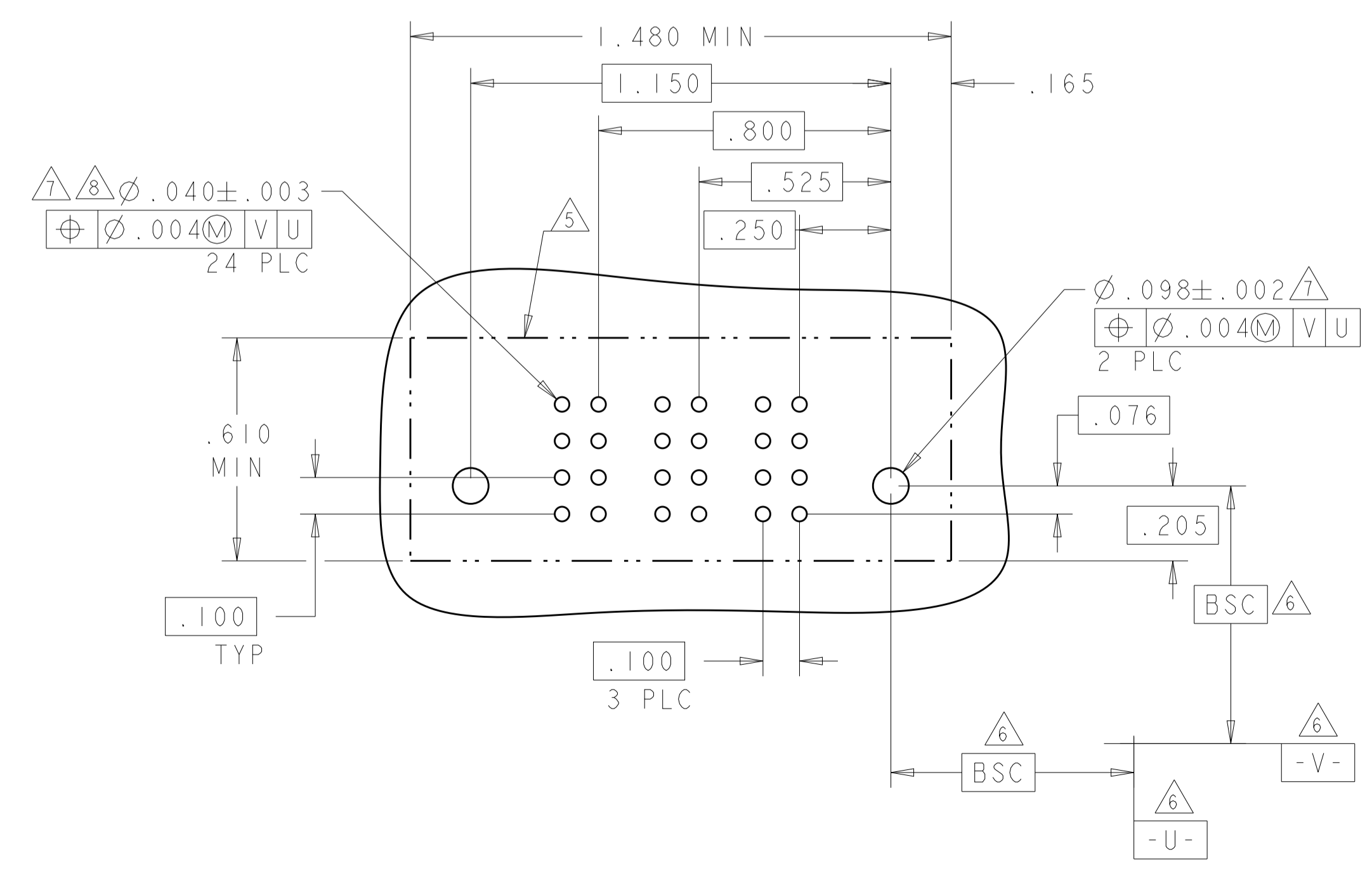
PART NUMBER	ROWS	POWER						SIGNAL										POWER							
		P13	P12	P11	P10	P9	P8	P7	9	8	7	6	5	4	3	2	1	P6	P5	P4	P3	P2	P1		
4-6450540-4	D C B A	GS	GS	GS	GS	GS	GS	GS	AP	AP	AP	AP	AP	AP	AP	AP	AP	GS	GS	GS	GS	GS	GS		
		GS	GS	GS	GS	GS	GS	GS	AP	AP	AP	AP	AP	AP	AP	AP	AP	GS	GS	GS	GS	GS	GS		
		GS	GS	GS	GS	GS	GS	GS	AP	AP	AP	AP	AP	AP	AP	AP	AP	GS	GS	GS	GS	GS	GS		
6HDP + 36S + 7HDP		HD																							

PART NUMBER	ROWS	POWER									
		P12	P11	P10	P9	P8	P7	P6	P5	P3	P2
4-6450540-5	D C B A	GS	GS	GS	GS	GS	GS	GS	GS	GS	GS
		GS	GS	GS	GS	GS	GS	GS	GS	GS	GS
12HDP		HD									



PART NUMBER	ROWS	POWER		SIGNAL		POWER	
		P2	P1	2	1	P2	P1
4-6450540-6	D C B A	GS	GS	AP	AP	AP	AP
		GS	GS	AP	AP	AP	AP
		GS	GS	AP	AP	AP	AP
IP + 8S + IP		HD					

PART NUMBER	ROWS	POWER			SIGNAL		POWER		
		P6	P5	P4	2	1	P3	P2	P1
4-6450540-7	D C B A	HP	HP	HP	BP	BP	HP	HP	HP
		HP	HP	HP	BP	BP	HP	HP	HP
		HP	HP	HP	BP	BP	HP	HP	HP
3P + 8S + 3P		HD							

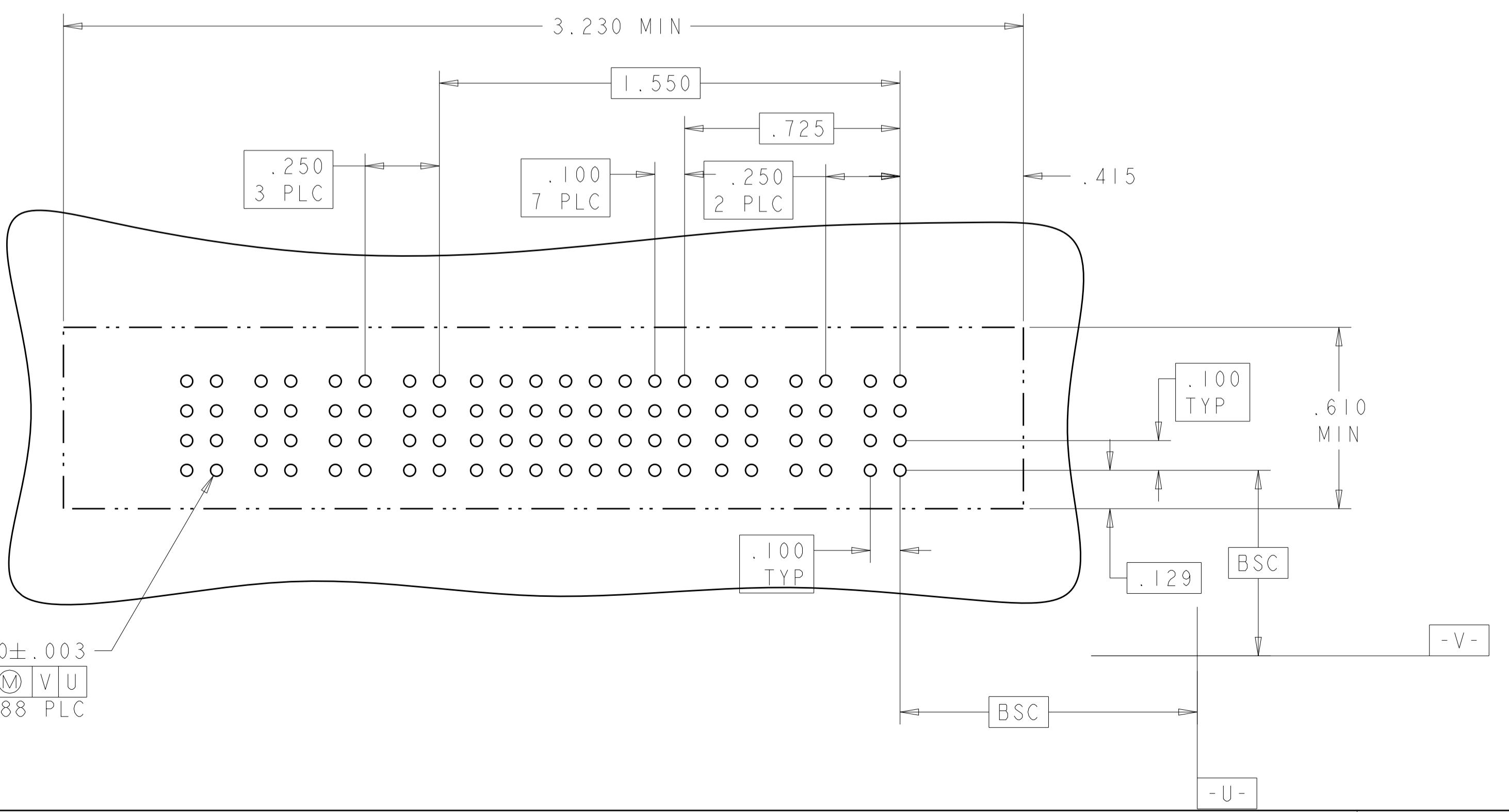
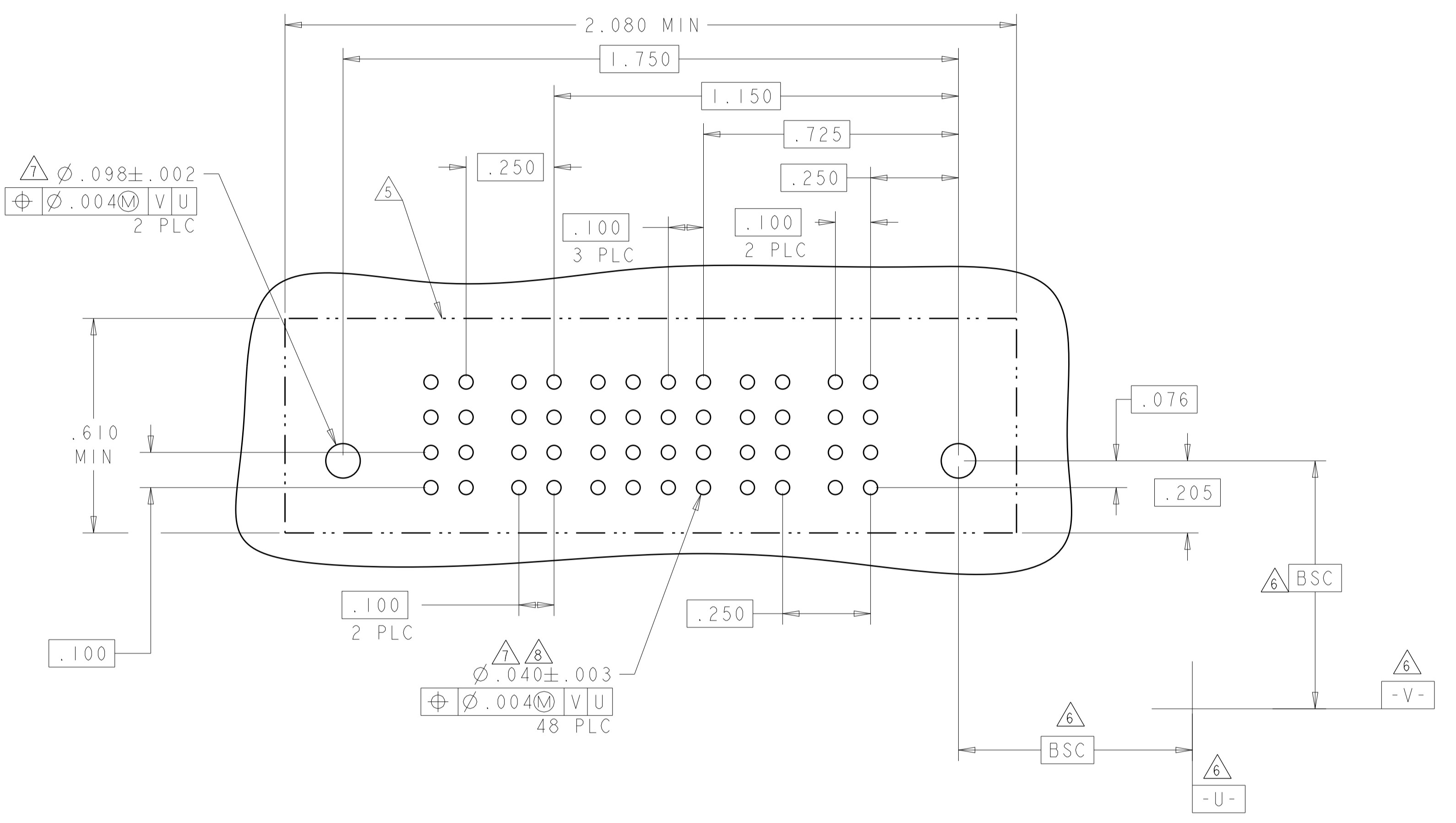
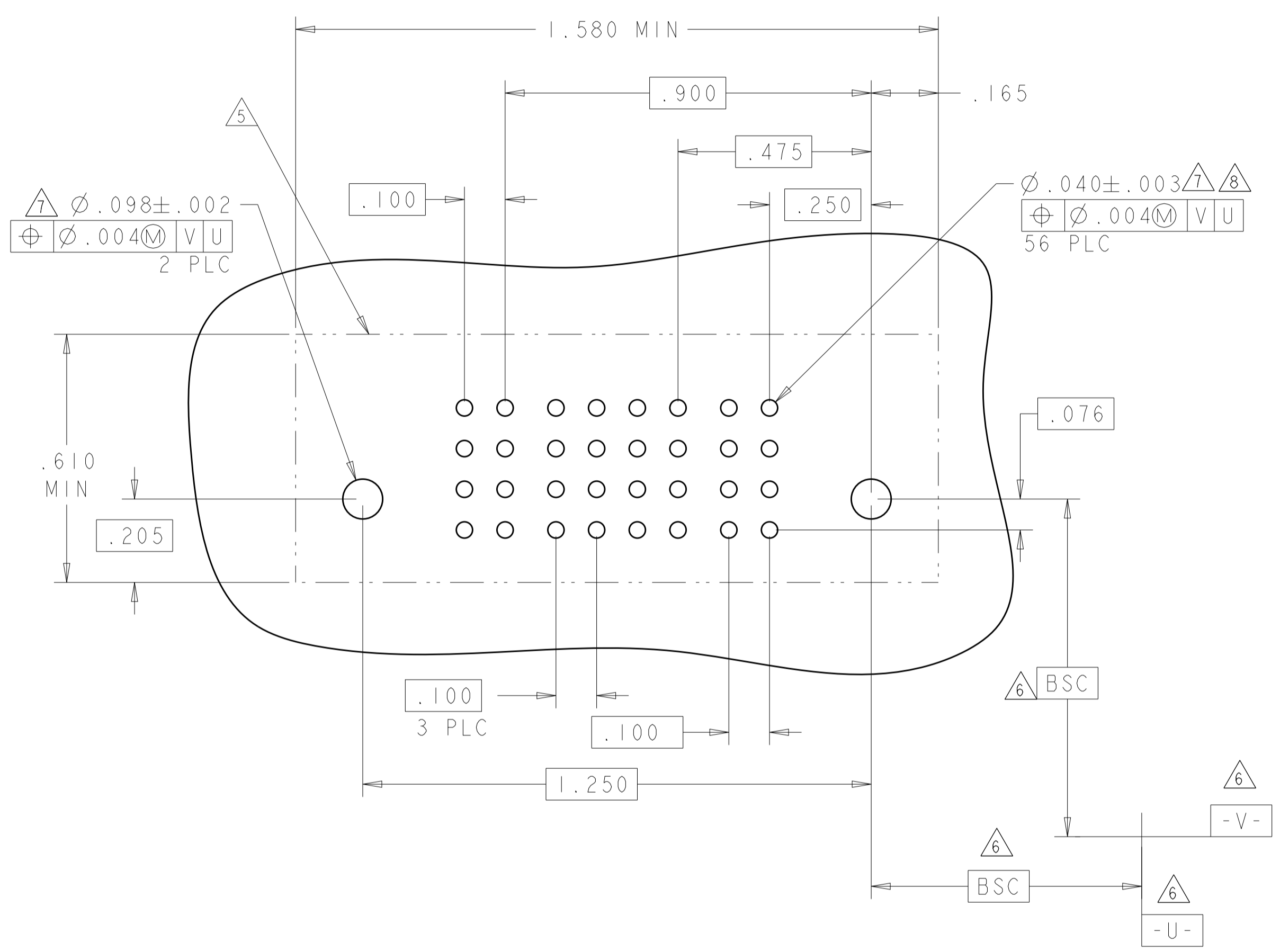


THIS DRAWING IS A CONTROLLED DOCUMENT.		OWN: R. GRZYBOWSKI 29APR05	TE Connectivity
DIMENSIONS: INCHES		CHK: M. PERCHERKE 29APR05	
TOLERANCES UNLESS OTHERWISE SPECIFIED:		APVD: M. PERCHERKE	NAME: VERTICAL RECEPTACLE ASSEMBLY WITH GUIDES MULTI-BEAM XL
0 PLC ±.01		PRODUCT SPEC: 108-1973	SIZE: A100779
1 PLC ±.01		APPLICATION SPEC: 114-13038	CAGE CODE: C=6450540
2 PLC ±.01		WEIGHT: -	RESTRICTED TO: -
3 PLC ±.005		CUSTOMER DRAWING	SCALE: 2:1 SHEET 11 OF 19 REV: K9
4 PLC ±.002			
ANGLES: .25°			

LOC	DIST	REVISIONS			
P	LTN	DESCRIPTION	DATE	DMN	APVD
ES	00	SEE SHEET 1			

PART NUMBER	ROWS	POWER		SIGNAL				POWER		
		P2	4	3	2	1	PI			
4-6450540-8	D C B A	GS	AP	AP	AP	AP				
			AP	AP	AP	AP				
			AP	AP	AP	AP				
			AP	AP	AP	AP				
IP + 16S + IP										

PART NUMBER	ROWS	POWER		SIGNAL				POWER		
		P4	P3	4	3	2	1	P2	PI	
5-6450540-1	D C B A	GP	GP	GP	AP	AP	AP	AP		
			GP	GP	AP	AP	AP	AP		
			GP	GP	AP	AP	AP	AP		
			GP	GP	AP	AP	AP	AP		
2P + 16S + 2P										



PART NUMBER	ROWS	POWER				SIGNAL							POWER			
		P7	P6	P5	P4	8	7	6	5	4	3	2	1	P3	P2	P1
1-6450540-1	D C B A	VP	VP	VP	VP	P	P	P	P	P	P	P	P	VP	VP	VP
		VP	VP	VP	VP	P	P	P	P	P	P	P	P	VP	VP	VP
		VP	VP	VP	VP	P	P	P	P	P	P	P	P	VP	VP	VP
		VP	VP	VP	VP	P	P	P	P	P	P	P	P	VP	VP	VP
3P + 32S + 4P																

THIS DRAWING IS A CONTROLLED DOCUMENT.

DMN: R. GRZYBOWSKI 29APR05  
CHK: M. PERCHERKE 29APR05  
APVD: M. PERCHERKE

TE Connectivity

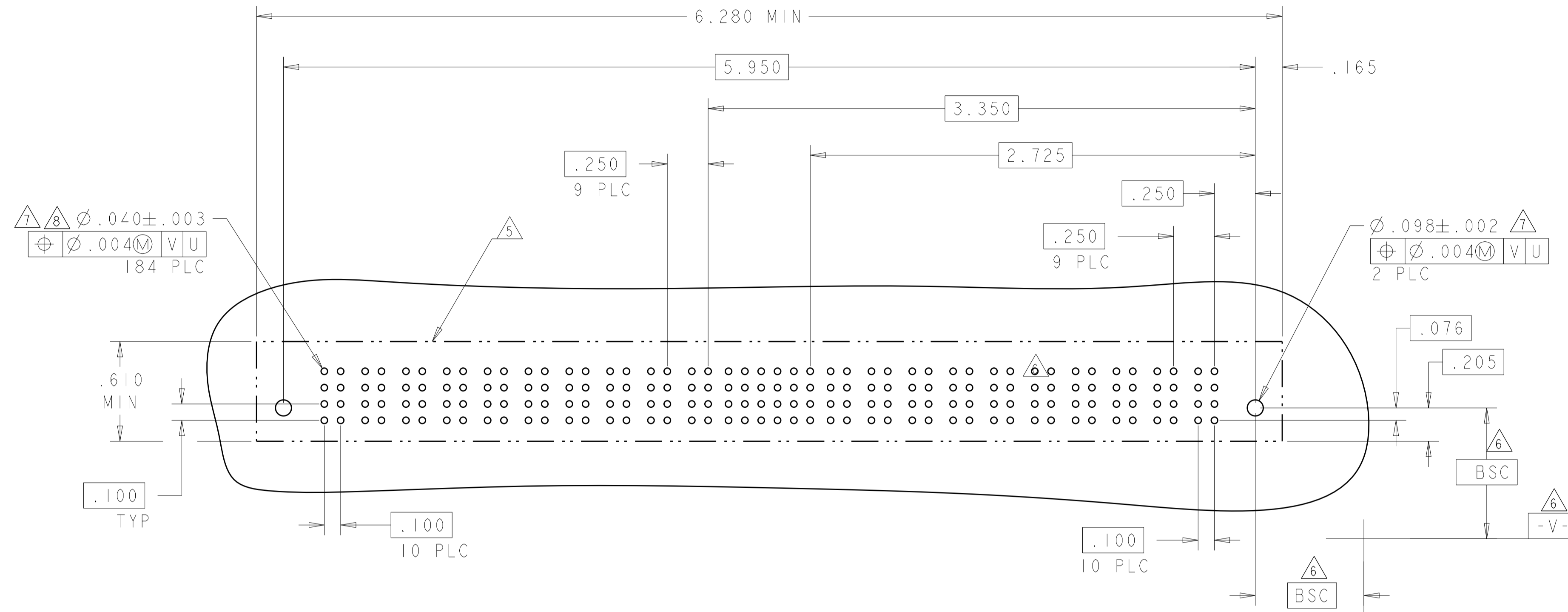
VERTICAL RECEPTACLE ASSEMBLY WITH GUIDES MULTI-BEAM XL

SIZE: A1 100779 C=6450540

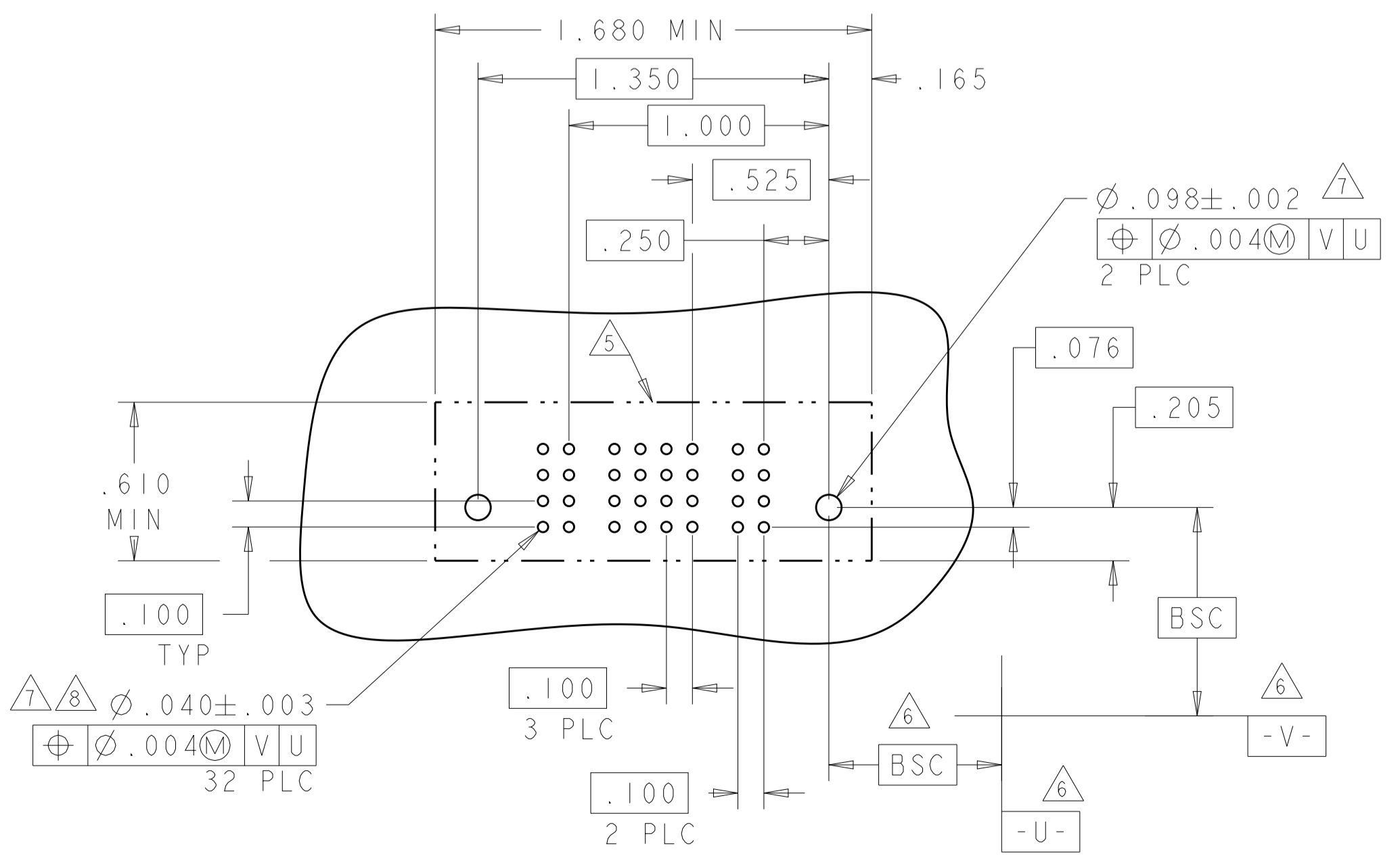
SCALE: 2:1 SHEET 12 OF 19 REV: K9

LOC	DIST	REV	DATE	BY	APPV
ES	00				
REVISIONS					
DESCRIPTION					
SEE SHEET 1					

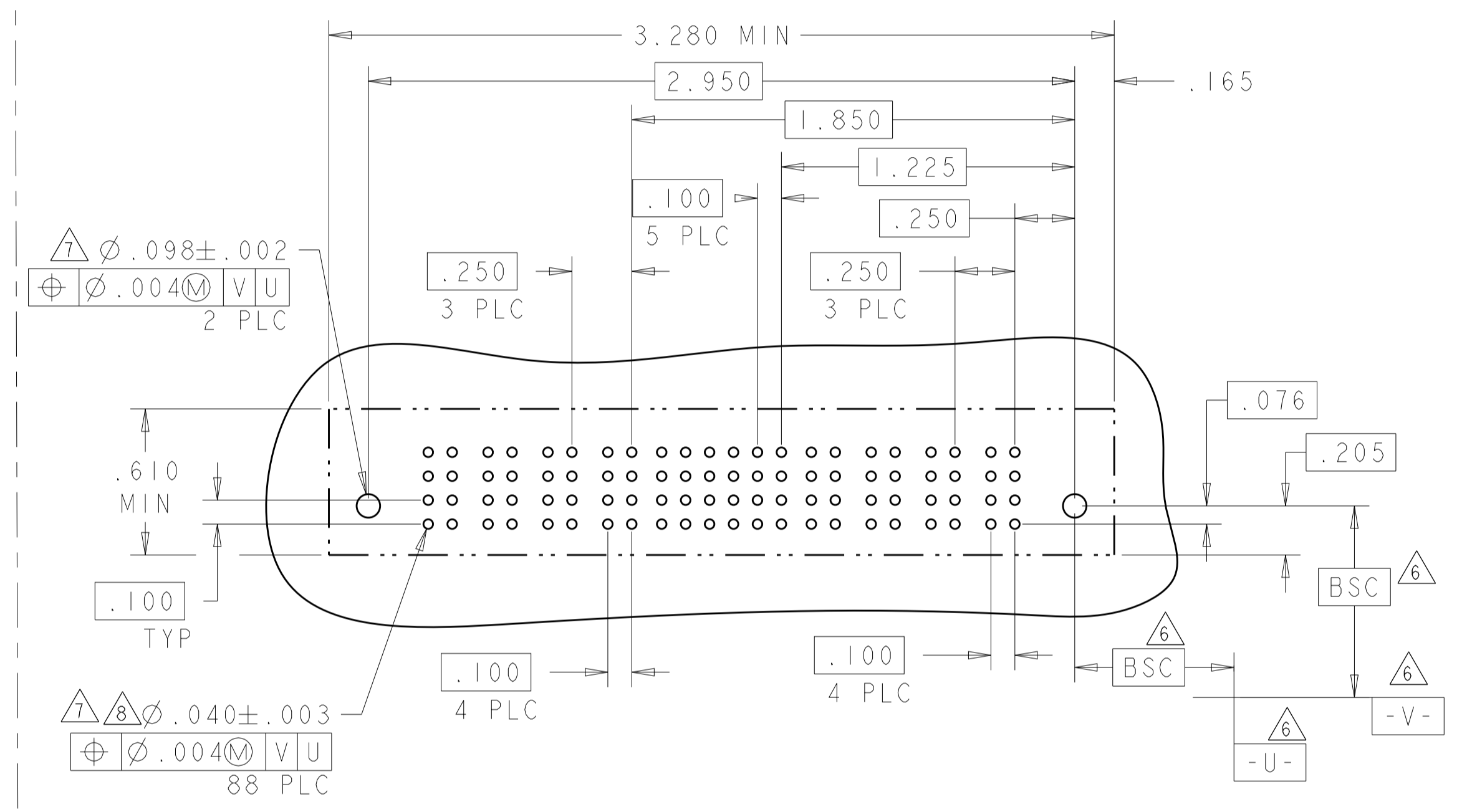
PART NUMBER	ROWS	POWER										SIGNAL						POWER											
		P20	P19	P18	P17	P16	P15	P14	P13	P12	P11	6	5	4	3	2	1	P10	P9	P8	P7	P6	P5	P4	P3	P2	P1		
5-6450540-0	D C B A	GS	GS	GS	GS	GS	GS	GS	GS	GS	GS	AP	AP	AP	AP	AP	AP	GS	GS	GS	GS	GS	GS	GS	GS	GS	GS		
		GS	GS	GS	GS	GS	GS	GS	GS	GS	GS	AP	AP	AP	AP	AP	AP	GS	GS	GS	GS	GS	GS	GS	GS	GS	GS		
		GS	GS	GS	GS	GS	GS	GS	GS	GS	GS	AP	AP	AP	AP	AP	AP	GS	GS	GS	GS	GS	GS	GS	GS	GS	GS		
		GS	GS	GS	GS	GS	GS	GS	GS	GS	GS	AP	AP	AP	AP	AP	AP	GS	GS	GS	GS	GS	GS	GS	GS	GS	GS		
10P + 24S + 10P																													



PART NUMBER	ROWS	POWER		SIGNAL				POWER	
		P2	P1	4	3	2	1	P2	P1
5-6450540-2	D C B A	GS	GS	AP	AP	AP	AP	GS	GS
		GS	GS	AP	AP	AP	AP	GS	GS
		GS	GS	AP	AP	AP	AP	GS	GS
		GS	GS	AP	AP	AP	AP	GS	GS
1P + 16S + 1P									



PART NUMBER	ROWS	POWER				SIGNAL						POWER			
		P8	P7	P6	P5	6	5	4	3	2	1	P4	P3	P2	P1
5-6450540-3	D C B A	GS	GS	GS	GS	AP	AP	AP	AP	AP	AP	GS	GS	GS	GS
		GS	GS	GS	GS	AP	AP	AP	AP	AP	AP	GS	GS	GS	GS
		GS	GS	GS	GS	AP	AP	AP	AP	AP	AP	GS	GS	GS	GS
		GS	GS	GS	GS	AP	AP	AP	AP	AP	AP	GS	GS	GS	GS
4P + 24S + 4P															



THIS DRAWING IS A CONTROLLED DOCUMENT. DWG: R.GRZYBOWSKI 29APR05  
 CHK: M.PERCHEK 29APR05  
 APVD: M.PERCHEK

DIMENSIONS: INCHES  
 TOLERANCES UNLESS OTHERWISE SPECIFIED:  
 0 PLC ±.  
 1 PLC ±.01  
 2 PLC ±.01  
 3 PLC ±.005  
 4 PLC ±.002  
 ANGLES ±.020

MATERIAL: FINISH: \*

NAME: VERTICAL RECEPTACLE ASSEMBLY WITH GUIDES MULTI-BEAM XL  
 PRODUCT SPEC: 108-1973  
 APPLICATION SPEC: 114-13038  
 WEIGHT: -

SIZE: A100779  
 CAGE CODE: 6450540  
 CUSTOMER DRAWING

SCALE: 2:1 SHEET 13 OF 19 REV: K9

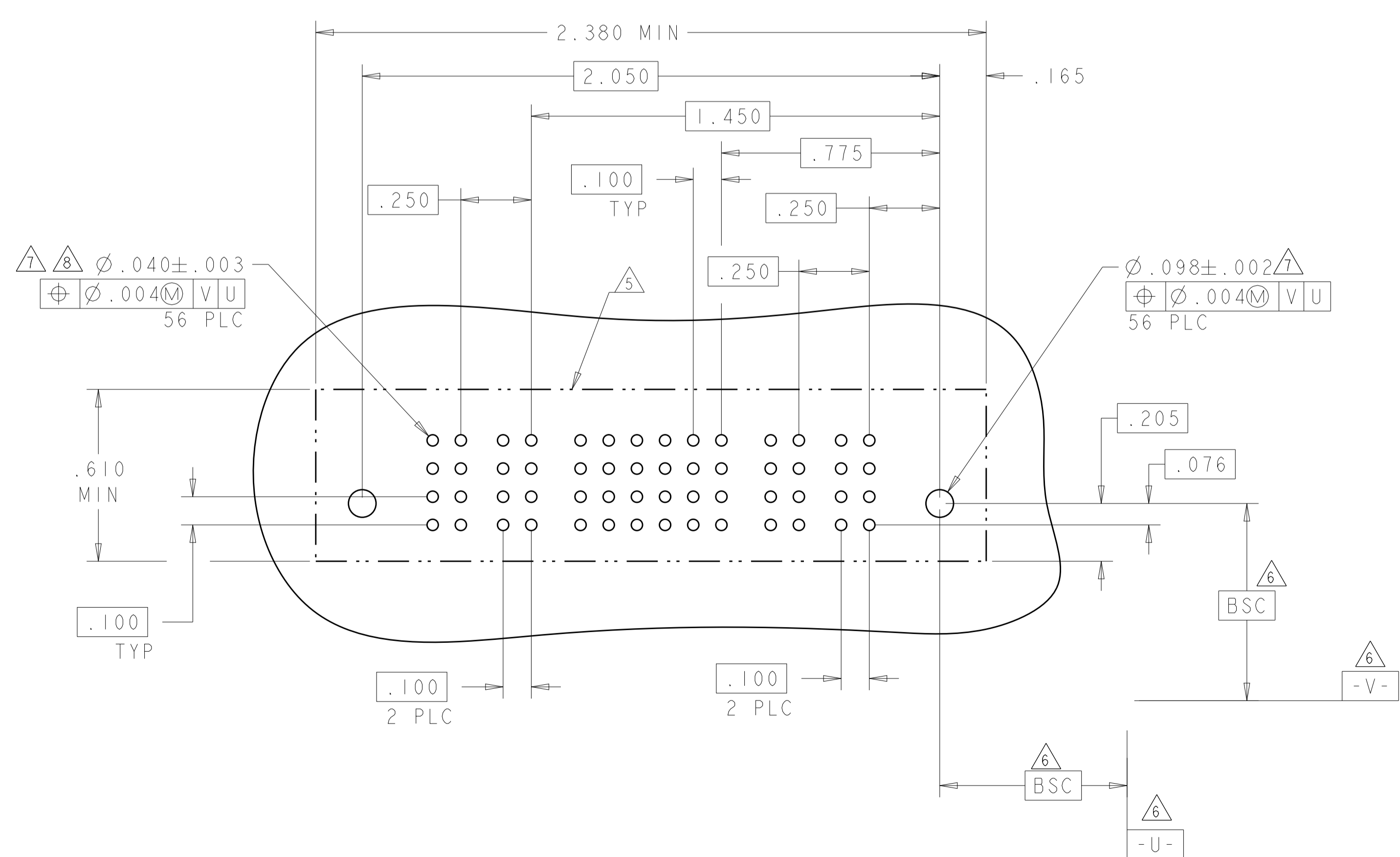
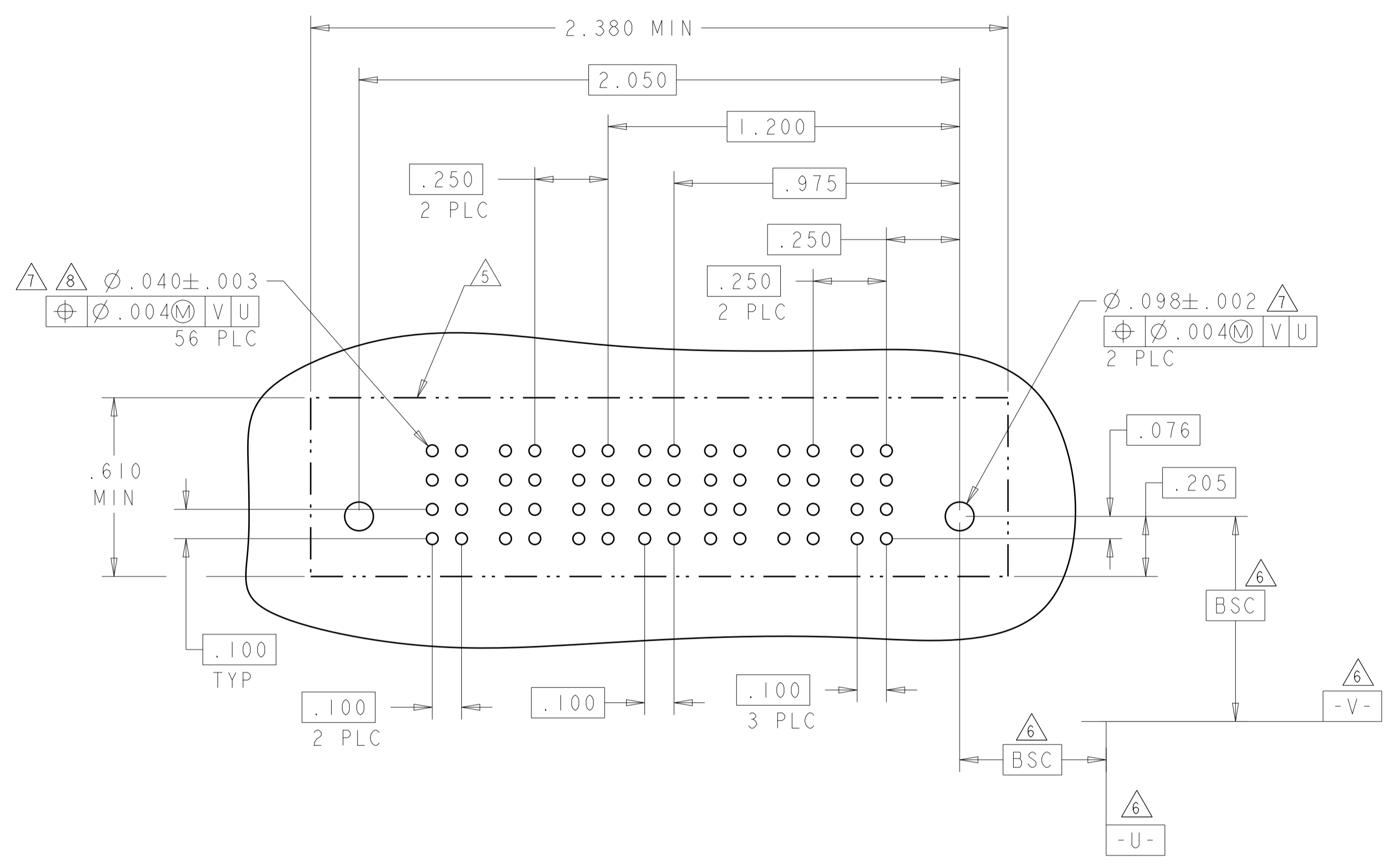
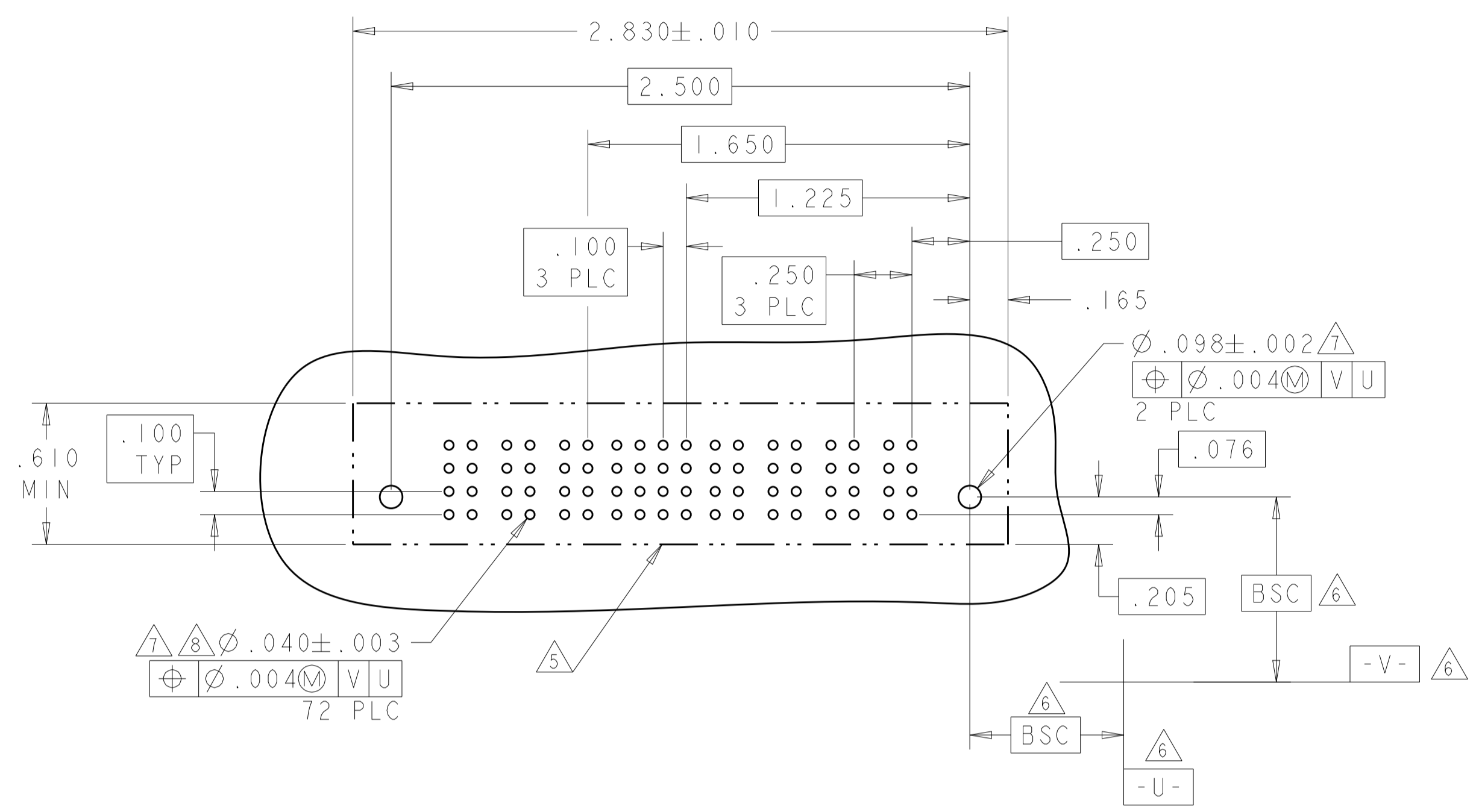
TE Connectivity

PART NUMBER	ROWS	POWER			SIGNAL			POWER				
		P7	P6	P5	4	3	2	1	P4	P3	P2	P1
5-6450540-4	D C B A	VS	VS	VS	P	P	P	P	VS	VS	VS	VS
		P	P	P	P	P	P	P	P	P	P	P
		P	P	P	P	P	P	P	P	P	P	P
		P	P	P	P	P	P	P	P	P	P	P

4P + 16S + 3P

PART NUMBER	ROWS	POWER			SIGNAL		POWER		
		P6	P5	P4	2	1	P3	P2	P1
5-6450540-5	D C B A	GS	GS	GS	AP	AP	GS	GS	GS
		AP	AP	AP	AP	AP	AP	AP	AP
		AP	AP	AP	AP	AP	AP	AP	AP
		AP	AP	AP	AP	AP	AP	AP	AP

3P + 8S + 3P



PART NUMBER	ROWS	POWER		SIGNAL					POWER			
		P4	P3	6	5	4	3	2	1	P2	P1	
5-6450540-9	D C B A	GS	GS	AP	AP	AP	AP	AP	AP	AP	GS	GS
		AP	AP	AP	AP	AP	AP	AP	AP	AP	AP	AP
		AP	AP	AP	AP	AP	AP	AP	AP	AP	AP	AP
		AP	AP	AP	AP	AP	AP	AP	AP	AP	AP	AP

2P + 24S + 2P

THIS DRAWING IS A CONTROLLED DOCUMENT.

DIMENSIONS: INCHES

TOLERANCES UNLESS OTHERWISE SPECIFIED:

0 PLC	±
1 PLC	±.01
2 PLC	±.005
3 PLC	±.002
4 PLC	±.002
ANGLES	±.020

MATERIAL FINISH

OWN: R. GRZYBOWSKI 29APR05  
 CHK: M. PERCHERKE 29APR05  
 APVD: M. PERCHERKE

NAME: VERTICAL RECEPTACLE ASSEMBLY WITH GUIDES MULTI-BEAM XL

PRODUCT SPEC: 108-1973  
 APPLICATION SPEC: 114-13038

SIZE: A1  
 CAGE CODE: 6450540  
 DRAWING NO: 100779

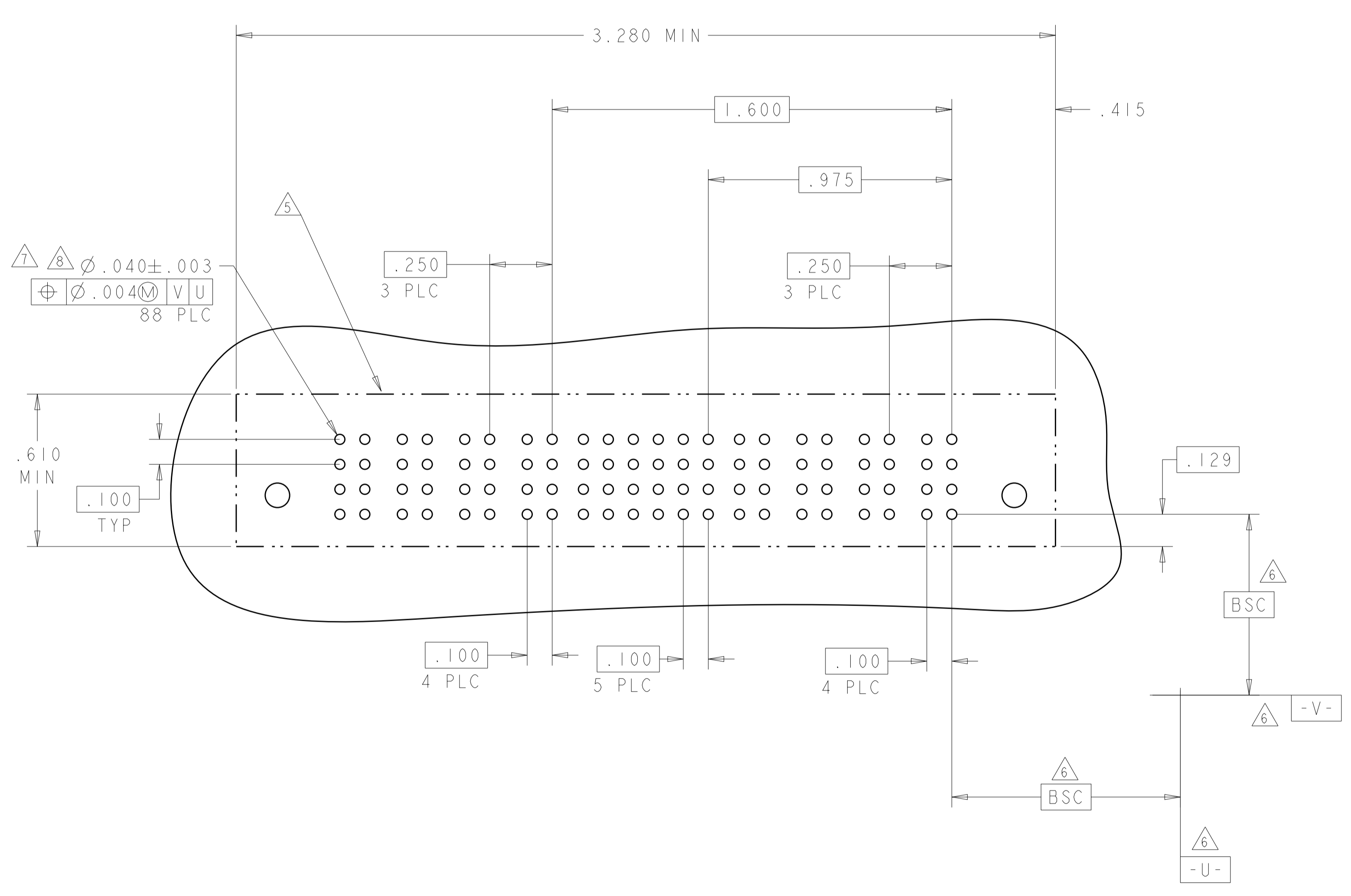
CUSTOMER DRAWING

SCALE: 2:1 SHEET 14 OF 19 REV: K9

STE TE Connectivity

LOC		DIST		REVISIONS			
ES	00	P	LTN	DESCRIPTION	DATE	DWN	APVD
-	-	-	-	SEE SHEET 1	-	-	-

PART NUMBER	ROWS	POWER				SIGNAL						POWER			
		P8	P7	P6	P5	6	5	4	3	2	1	P4	P3	P2	P1
6-6450540-0	D C B A	GS	GS	GS	GS	AP	AP	AP	AP	AP	AP	GS	GS	GS	GS
						AP	AP	AP	AP	AP	AP				
						AP	AP	AP	AP	AP	AP				
						AP	AP	AP	AP	AP	AP				
4P + 24S + 4P															



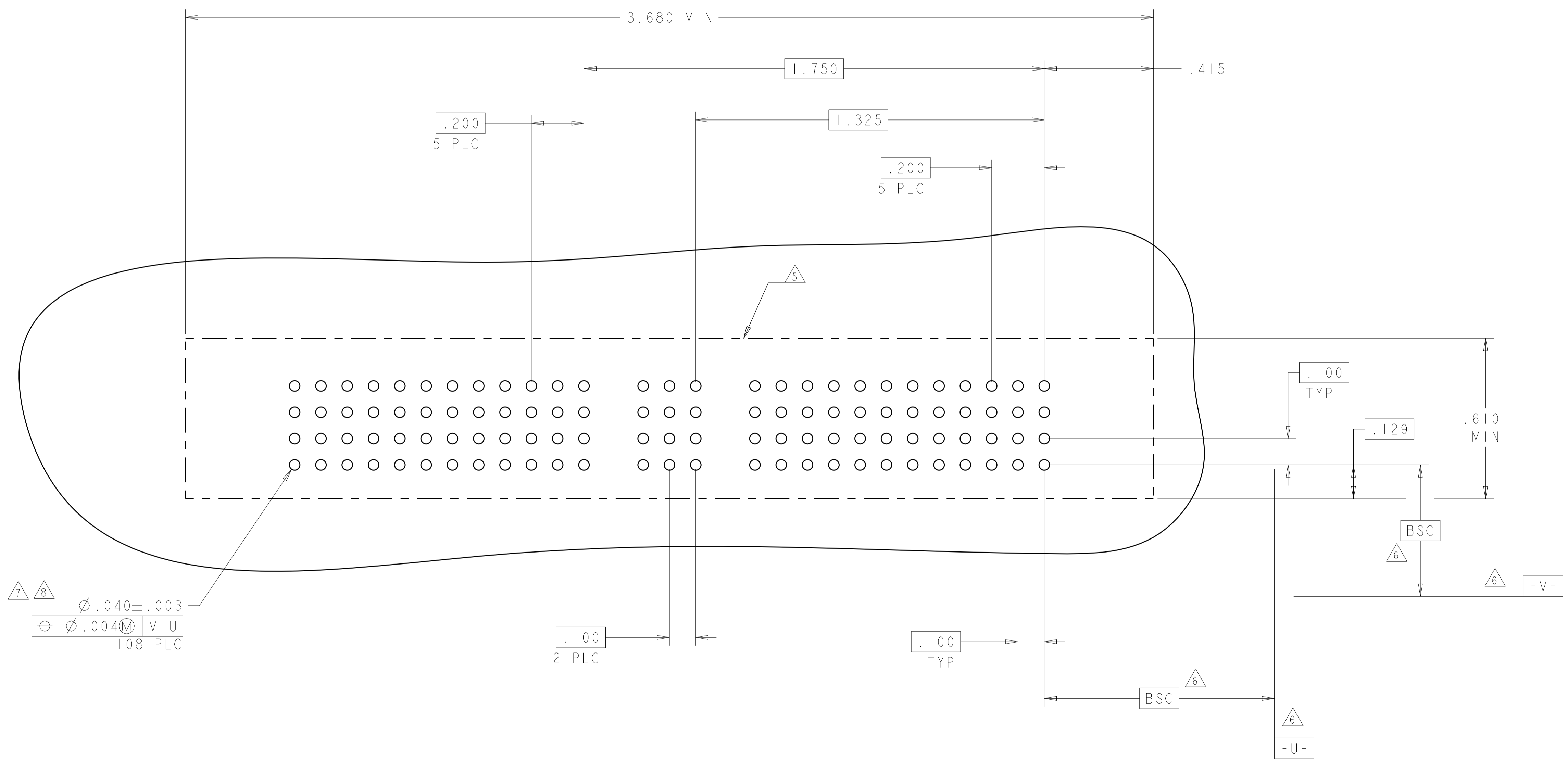
THIS DRAWING IS A CONTROLLED DOCUMENT.		DWN R. GRZYBOWSKI 29APR05	TE Connectivity
DIMENSIONS: INCHES		CHK M. PERCHERKE 29APR05	
TOLERANCES UNLESS OTHERWISE SPECIFIED: 0 PLC ±. 1 PLC ±.01 2 PLC ±.01 3 PLC ±.005 4 PLC ±.0020 ANGLES ±.2°		APVD M. PERCHERKE	NAME VERTICAL RECEPTACLE ASSEMBLY WITH GUIDES MULTI-BEAM XL
MATERIAL		PRODUCT SPEC 108-1973	RESTRICTED TO
FINISH		APPLICATION SPEC 114-13038	SIZE A100779
CUSTOMER DRAWING		WEIGHT	CAGE CODE 6450540
SCALE 2:1		SHEET 15 OF 19	REV K9

LOC		DIST		REVISIONS				
ES	00	P	LTN	DESCRIPTION	DATE	OWN	APVD	
		-		SEE SHEET 1				

PART NUMBER	ROWS	POWER						SIGNAL					POWER						
		P12	P11	P10	P9	P8	P7	5	4	3	2	1	P6	P5	P4	P3	P2	P1	
6-6450540-1	D C B A	GP	GP	GP	GP	GP	GP	AP	AP	AP				GP	GP	GP	GP	GP	GP
		GP	GP	GP	GP	GP	GP	AP	AP	AP				GP	GP	GP	GP	GP	GP
		GP	GP	GP	GP	GP	GP	AP	AP	AP				GP	GP	GP	GP	GP	GP
		GP	GP	GP	GP	GP	GP	AP	AP	AP				GP	GP	GP	GP	GP	GP

6P + 20S + 6P

NO SIGNAL CONTACTS



7 8  
 Ø .040 ± .003  
 ⊕ .004 M V U  
 108 PLC

.100  
 2 PLC

.100  
 TYP

THIS DRAWING IS A CONTROLLED DOCUMENT. DWN: R. GRZYBOWSKI 29APR05  
 CHK: M. PERCHERKE 29APR05

TE Connectivity

VERTICAL RECEPTACLE ASSEMBLY WITH GUIDES MULTI-BEAM XL

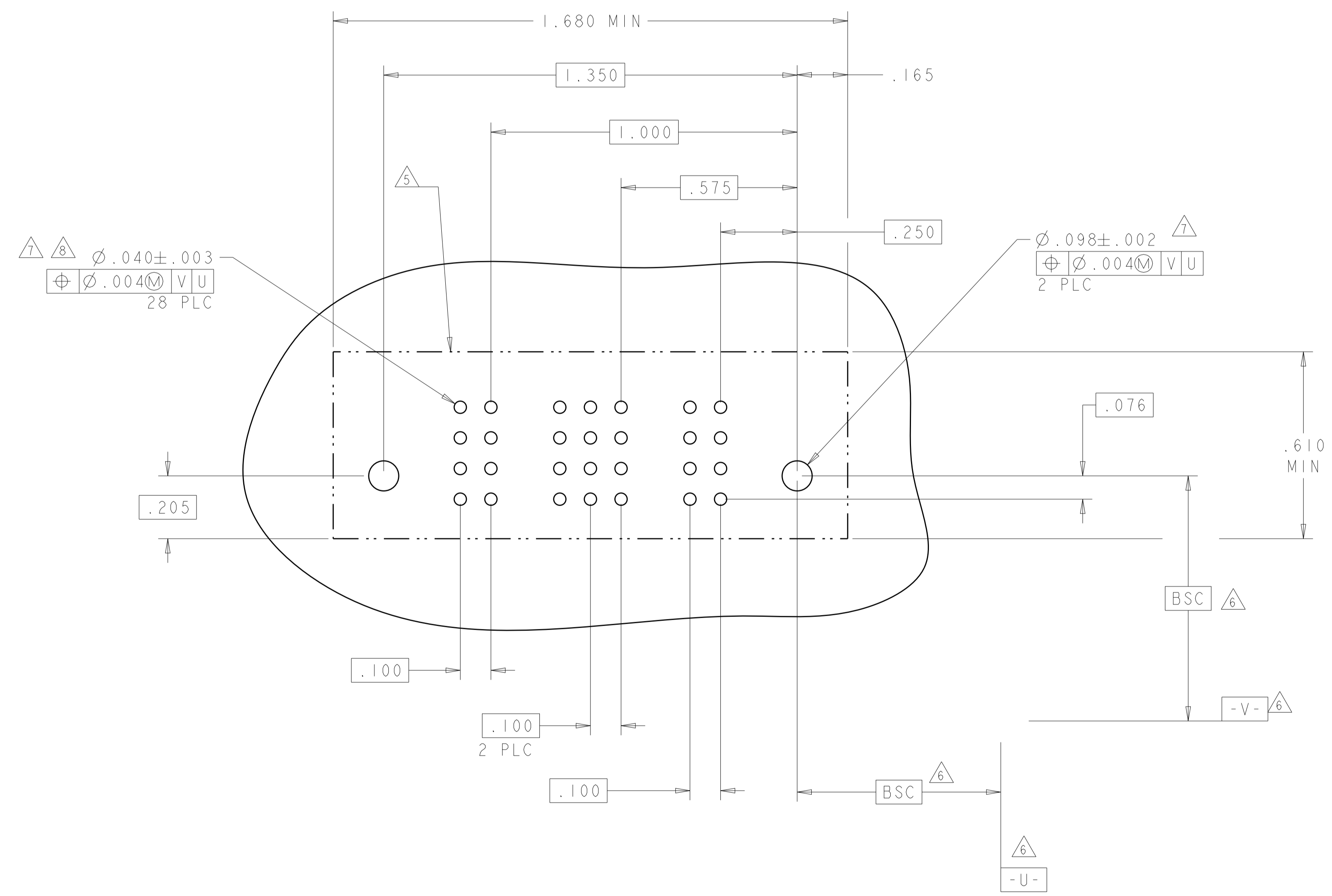
SIZE: A1 CAGE CODE: 6450540 DRAWING NO: 108-1973  
 APPLICATION SPEC: 114-13038 WEIGHT: -  
 MATERIAL: - FINISH: -

SCALE: 2:1 SHEET 16 OF 19 REV: K9



LOC	DIST	REVISIONS					
		P	LTN	DESCRIPTION	DATE	DMN	APVD
ES	00	-	-	SEE SHEET 1	-	-	-

PART NUMBER	ROWS		POWER		SIGNAL					POWER	
			P2	5	4	3	2	1	PI		
6-6450540-2	D C B A				AP	AP	AP				
			GP		AP	AP	AP			GP	
					AP	AP	AP				
					AP	AP	AP				
IP + 20S + IP											

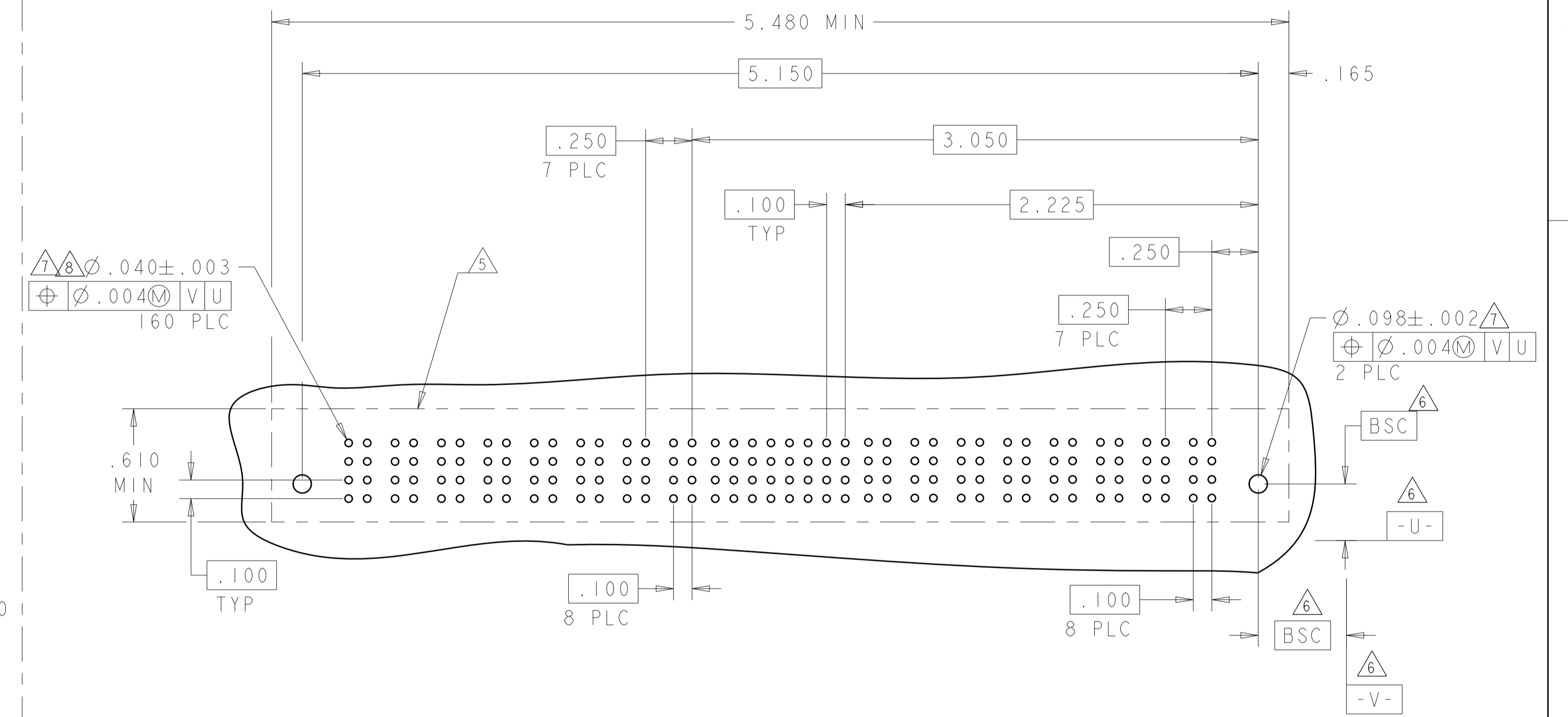
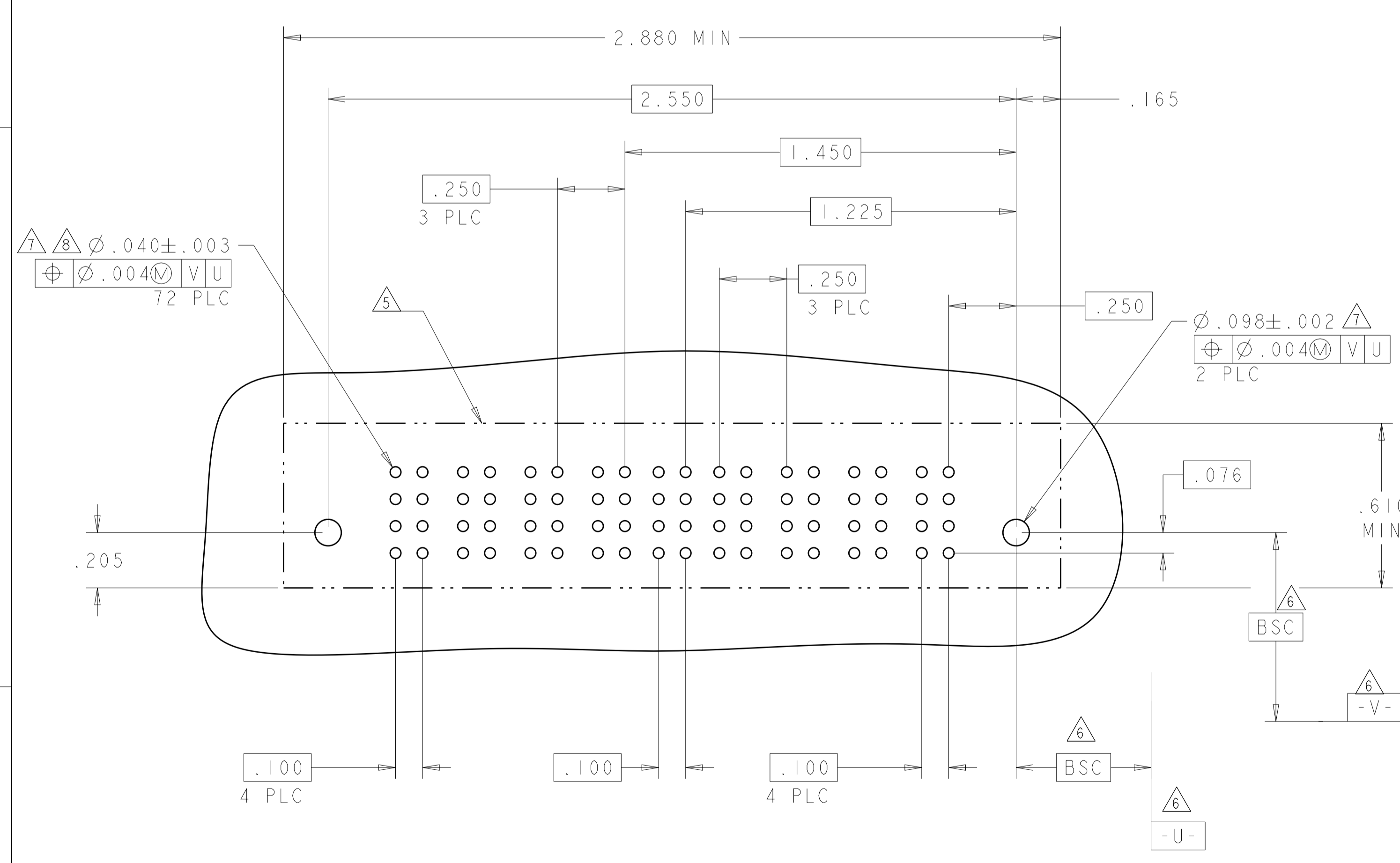


THIS DRAWING IS A CONTROLLED DOCUMENT.		DMN R. GRZYBOWSKI 29APR05	TE Connectivity
DIMENSIONS: INCHES		CHK M. PERCHERKE 29APR05	
		APVD M. PERCHERKE	NAME VERTICAL RECEPTACLE ASSEMBLY WITH GUIDES MULTI-BEAM XL
TOLERANCES UNLESS OTHERWISE SPECIFIED:		PRODUCT SPEC	SIZE A100779C=6450540
0 PLC ±		108-1973	RESTRICTED TO
1 PLC ±.01		APPLICATION SPEC	
2 PLC ±.05		114-13038	
3 PLC ±.0020		WEIGHT	
4 PLC ±.0020		CUSTOMER DRAWING	SCALE 2:1 SHEET 17 OF 19 REV K9
ANGLES ±.7°			
FINISH			

LOC	DIST	REVISIONS			
P	LTN	DESCRIPTION	DATE	DMN	APVD
-	-	SEE SHEET 1	-	-	-

PART NUMBER	ROWS	POWER				SIGNAL		POWER					
		P8	P7	P6	P5	2	1	P4	P3	P2	P1		
6-6450540-5	D C B A	HD	GS	GS	GS	GS	AP	AP	GS	GS	GS	GS	HD
							AP	AP					
							AP	AP					
							AP	AP					
4P + 8S + 4P													

PART NUMBER	ROWS	POWER								SIGNAL								POWER								
		P16	P15	P14	P13	P12	P11	P10	P9	8	7	6	5	4	3	2	1	P8	P7	P6	P5	P4	P3	P2	P1	
4-6450540-9	D	HD	GS	GS	GS	GS	GS	GS	GS	AP	AP	AP	AP	AP	AP	AP	AP	GS	GS	GS	GS	GS	GS	GS	GS	
	C									AP	AP	AP	AP	AP	AP	AP										
	B									AP	AP	AP	AP	AP	AP	AP										
A	HD	AP	AP	AP	AP	AP	AP	AP	AP	AP	AP	AP	AP	AP	AP	AP	AP	HD								
8P + 32S + 8P																										

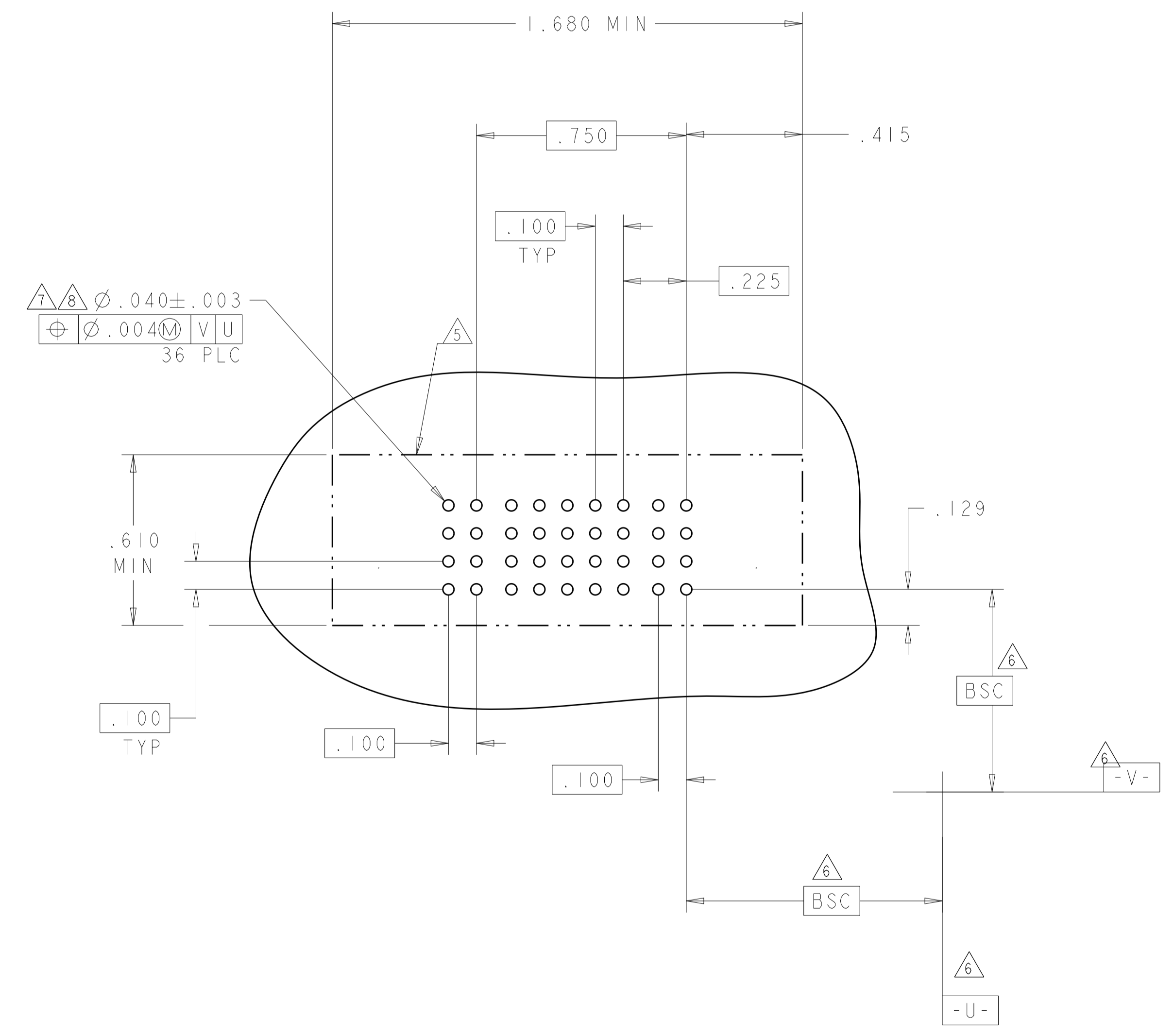
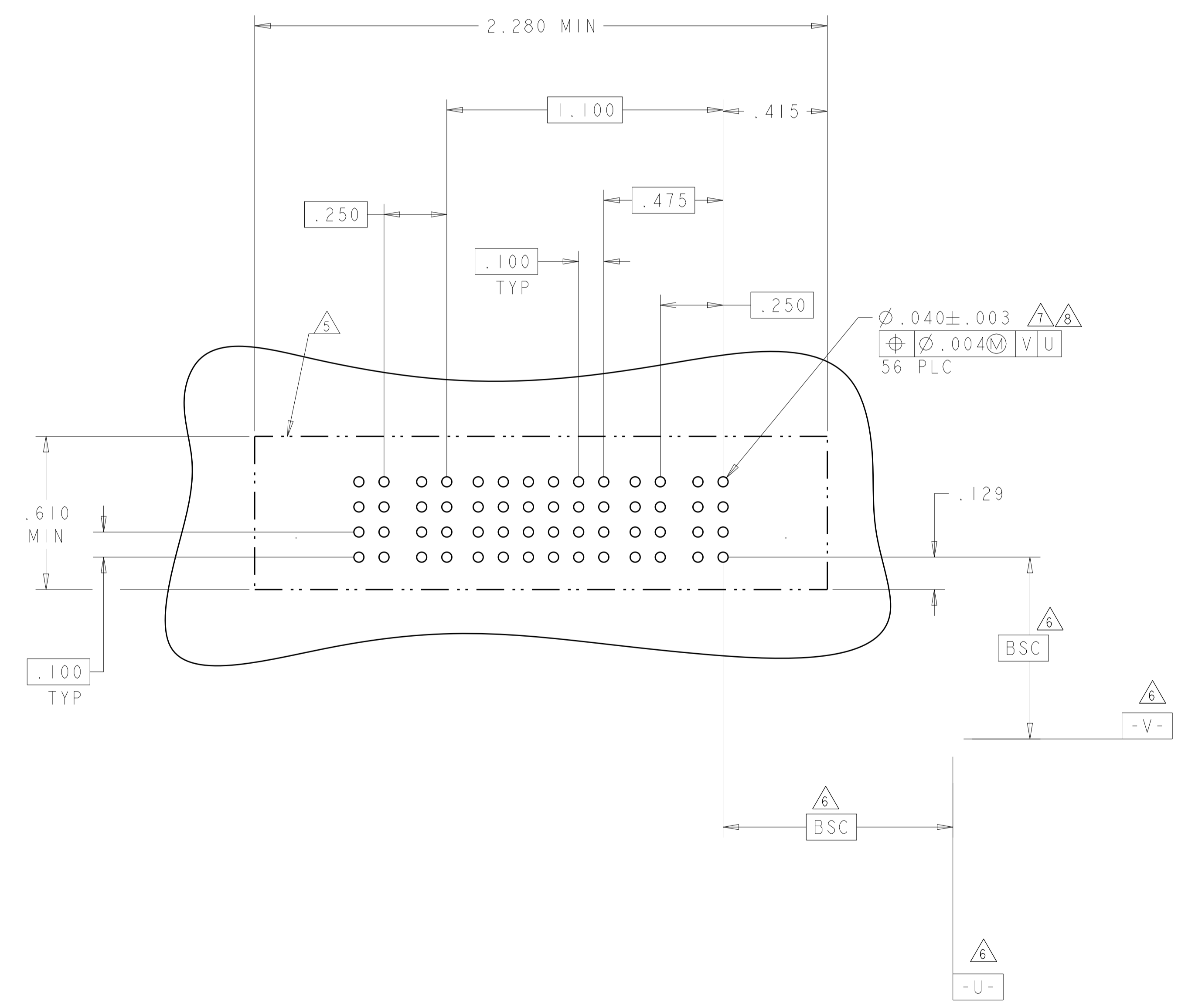


THIS DRAWING IS A CONTROLLED DOCUMENT.		DMN: R. GRZYBOWSKI 29APR05	 TE Connectivity
DIMENSIONS: INCHES		CHK: M. PERCHERKE 29APR05	
TOLERANCES UNLESS OTHERWISE SPECIFIED:		APVD: M. PERCHERKE	NAME: VERTICAL RECEPTACLE ASSEMBLY WITH GUIDES MULTI-BEAM XL
0 PLC ± 1 PLC ±.01 2 PLC ±.01 3 PLC ±.005 4 PLC ±.002 ANGLES ±.0020 FINISH #2		PRODUCT SPEC: 108-1973	SIZE: A1
MATERIAL:		APPLICATION SPEC: 114-13038	CAGE CODE: 6450540
		WEIGHT:	SCALE: 2:1
		CUSTOMER DRAWING	SHEET 18 OF 19 REV: K9

LOC	DIST	REV	DATE	BY	APPV
ES	00				
DESCRIPTION			DATE	BY	APPV
SEE SHEET 1					

PART NUMBER	ROWS	POWER		SIGNAL						POWER		
		P4	P3	6	5	4	3	2	1	P2	PI	
1-6450540-0	D C B A	GP	GP	AP	AP	AP	AP	AP	AP	AP	GP	GP
				AP	AP	AP	AP	AP	AP			
				AP	AP	AP	AP	AP	AP			
				AP	AP	AP	AP	AP	AP			
2P + 24S + 2P												

PART NUMBER	ROWS	POWER		SIGNAL					POWER		
		P2	5	4	3	2	1	PI			
6-6450540-6	D C B A	GS	GS	AP	AP	AP	AP	AP	AP	GS	GS
				AP	AP	AP	AP	AP	AP		
				AP	AP	AP	AP	AP	AP		
				AP	AP	AP	AP	AP	AP		
1P + 20S + 1P											



THIS DRAWING IS A CONTROLLED DOCUMENT.		OWN R. GRZYBOWSKI CHK M. PERCHERKE APPV M. PERCHERKE	29APR05 29APR05	 TE Connectivity
DIMENSIONS: INCHES	TOLERANCES UNLESS OTHERWISE SPECIFIED:	PRODUCT SPEC 108-1973	APPLICATION SPEC 114-13038	
MATERIAL	FINISH	WEIGHT	SIZE A100779	RESTRICTED TO
CUSTOMER DRAWING		SCALE 2:1	SHEET 19	REV K9