



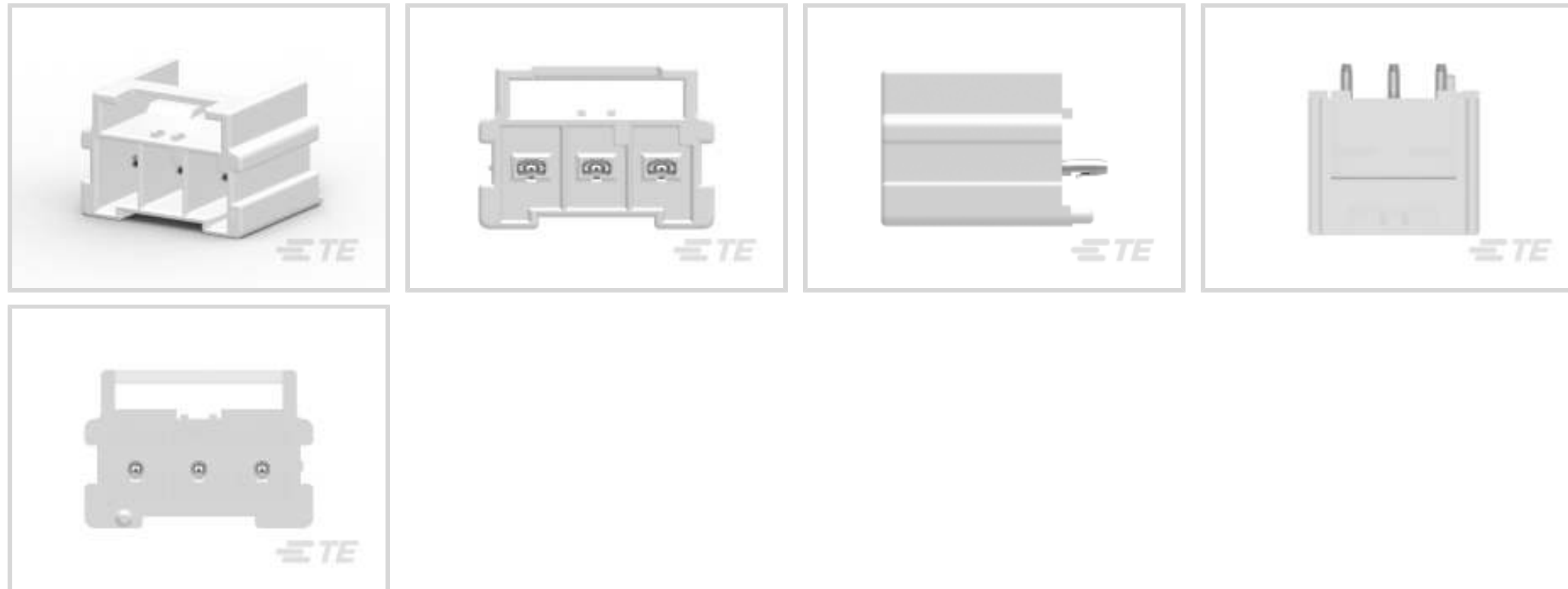
Power Triple Lock

TE Internal #: 1969688-3

Rectangular Power Connectors, Header, Receptacle, Wire-to-Board, 3 Position, 6 mm [.236 in] Centerline, Printed Circuit Board, Power Triple Lock

[View on TE.com >](#)

Connectors > Power Connectors > Rectangular Power > Rectangular Power Connectors > POWER TRIPLE LOCK Header, Standard Temperature



Rectangular Power Connector Type: **Header**

Connector & Housing Type: **Receptacle**

Connector System: **Wire-to-Board**

Number of Positions: **3**

Centerline (Pitch): **6 mm [.236 in]**

[All POWER TRIPLE LOCK Header, Standard Temperature \(8\)](#)

Features

Product Type Features

Header Type	Fully Shrouded
Rectangular Power Connector Type	Header
Connector & Housing Type	Receptacle
Connector System	Wire-to-Board
Sealable	No
Connector & Contact Terminates To	Printed Circuit Board

Configuration Features

Number of Loaded Positions	3
Number of Positions	3
PCB Mount Orientation	Vertical
Number of Power Positions	3
Number of Rows	1



Electrical Characteristics

Operating Voltage	600 VDC
-------------------	---------

Body Features

Connector & Keying Code	A
-------------------------	---

Contact Features

Contact Layout	Inline
Contact Mating Area Plating Material	Tin
Contact Base Material	Copper Alloy
Contact Current Rating (Max)	19 A
Contact Retention Within Housing	With
Contact Type	Pin
PCB Contact Termination Area Plating Material	Pre-Tin

Termination Features

Termination Method to Wire & Cable	Crimp
Termination Method to Printed Circuit Board	Through Hole - Solder

Mechanical Attachment

PCB Mount Alignment Type	Peg
Mating Retention	With
PCB Mount Alignment	With
Mating Retention Type	Latch
Connector Mounting Type	Board Mount

Housing Features

Centerline (Pitch)	6 mm [.236 in]
Housing Color	Natural
Housing Material	PBT GF

Usage Conditions

Operating Temperature Range	-55 – 105 °C [-67 – 221 °F]
-----------------------------	-----------------------------

Operation/Application

Circuit Application	Power & Signal
---------------------	----------------

Identification Marking

Circuit Identification Feature	With
--------------------------------	------



Industry Standards

Glow Wire Material Rating	Material with GWFI 850°C
UL Rating	Recognized
Agency/Standard	UL, VDE
Approved Standards	UL E28476
UL Flammability Rating	UL 94V-0

Packaging Features

Packaging Method	Carton
------------------	--------

Other

Power Connectors Comment	Complies with IEC 61984 Specification
Position Locations Omitted	0

Product Compliance

[For compliance documentation, visit the product page on TE.com>](#)

EU RoHS Directive 2011/65/EU	Compliant
EU ELV Directive 2000/53/EC	Compliant
China RoHS 2 Directive MIIT Order No 32, 2016	No Restricted Materials Above Threshold
EU REACH Regulation (EC) No. 1907/2006	Current ECHA Candidate List: JUNE 2023 (235) Candidate List Declared Against: JUNE 2023 (235) Does not contain REACH SVHC
Halogen Content	Not Low Halogen - contains Br or Cl > 900 ppm.
Solder Process Capability	Not reviewed for solder process capability


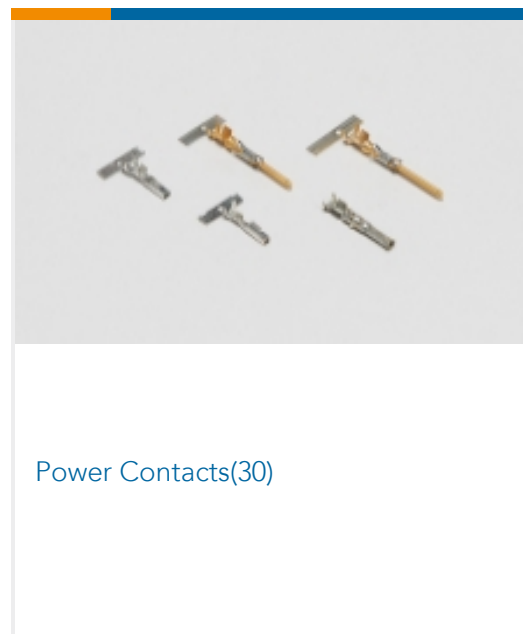
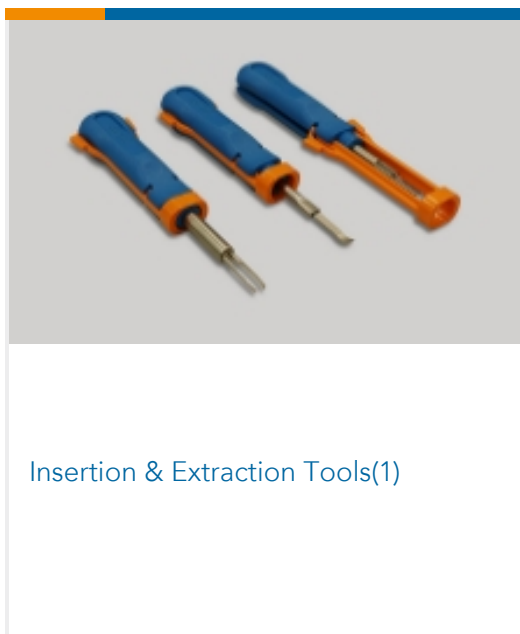
Product Compliance Disclaimer

This information is provided based on reasonable inquiry of our suppliers and represents our current actual knowledge based on the information they provided. This information is subject to change. The part numbers that TE has identified as EU RoHS compliant have a maximum concentration of 0.1% by weight in homogenous materials for lead, hexavalent chromium, mercury, PBB, PBDE, DBP, BBP, DEHP, DIBP, and 0.01% for cadmium, or qualify for an exemption to these limits as defined in the Annexes of Directive 2011/65/EU (RoHS2). Finished electrical and electronic equipment products will be CE marked as required by Directive 2011/65/EU. Components may not be CE marked. Additionally, the part numbers that TE has identified as EU ELV compliant have a maximum concentration of 0.1% by weight in homogenous materials for lead, hexavalent chromium, and mercury, and 0.01% for cadmium, or qualify for an exemption to these limits as defined in the Annexes of Directive 2000/53/EC (ELV). Regarding the REACH Regulation, the information TE provides on SVHC in articles for this part number is based on the latest European Chemicals Agency (ECHA) 'Guidance on requirements for substances in articles' posted at this URL: <https://echa.europa.eu/guidance-documents/guidance-on-reach>


Compatible Parts



Also in the Series | Power Triple Lock



Customers Also Bought





Documents

Product Drawings

[PTL 1X3 PCB HEADER VERT STDTMP KEY A NAT](#)

English

CAD Files

[3D PDF](#)

3D

[Customer View Model](#)

[ENG_CVM_CVM_1969688-3_B.2d_dxf.zip](#)

English

[Customer View Model](#)

[ENG_CVM_CVM_1969688-3_B.3d_igs.zip](#)

English

[Customer View Model](#)

[ENG_CVM_CVM_1969688-3_B.3d_stp.zip](#)

English

By downloading the CAD file I accept and agree to the [Terms and Conditions](#) of use.

Datasheets & Catalog Pages

[9-1773465-1 Power Triple Lock QRG](#)

English

Product Specifications

[Application Specification](#)

English

Agency Approvals

[VDE Certificate](#)

English

[VDE Certificate](#)

English