



- ⊗ IP68, Tested in accordance with EN60529:1992+A2:2013
- ⊗ IP69K, Tested in accordance with DIN 40050/Part 9 IP6k9k
- ⊗ USB version 2.0 performance
- ⊗ Plug and play capability
- ⊗ Visual mating indication
- ⊗ Shielded system
- ⊗ Single and double ended cables
- ⊗ Screw coupling
- ⊗ PCB versions
- ⊗ Dust and waterproof sealing when mated
- ⊗ Low and high speed bus connection, 1.5Mbps to 480Mbps
- ⊗ Hot pluggable, standard 4 Contacts interface
- ⊗ Alignment indicator reduces risk of damage during mating
- ⊗ High noise immunity and EMI protection
- ⊗ Suitable for PC and peripheral configuration
- ⊗ Secure, proven locking system
- ⊗ Direct mounting or via adaptor leads
- ⊗ EN60068-2-52 Test Kb Salt Mist (Cyclic) Marine Severity Level 1

Sealed USB Cables - Single Ended

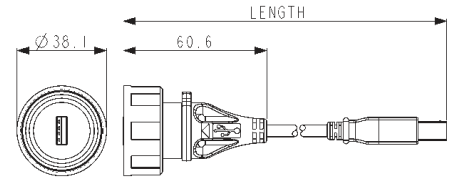


PX0840/A

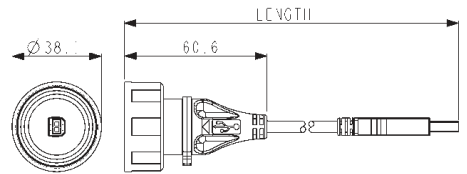


PX0840/B

- Single ended sealed cable assembly
- IP68 'A' type USB connector to standard 'B' type USB connector, mates with all panel mount connectors
- IP68 'B' type USB connector to standard 'A' type USB connector, mates with all panel mount connectors
- Available in 2m, 3m & 5m lengths



PX0840/A/xMxx



PX0840/B/xMxx

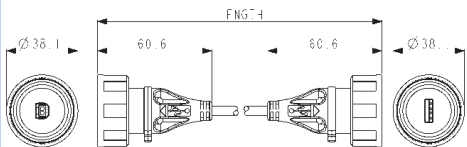
Part no.	Length	Description
PX0840/A/2M00	2m	IP68 A type USB to standard B type USB
PX0840/A/3M00	3m	IP68 A type USB to standard B type USB
PX0840/A/5M00	5m	IP68 A type USB to standard B type USB
PX0840/B/2M00	2m	IP68 B type USB to standard A type USB
PX0840/B/3M00	3m	IP68 B type USB to standard A type USB
PX0840/B/5M00	5m	IP68 B type USB to standard A type USB

Sealed USB Cables Double Ended



PX0841/AB

- Double ended sealed cable assembly
- IP68 'A' type USB connector to
- IP68 'B' type USB connector
- Mates with all panel mount connectors
- Available in 2m, 3m & 5m lengths



PX0841/AB/xMxx

Part no.	Length	Description
PX0841/AB/2M00	2m	IP68 A type USB to IP68 B type USB
PX0841/AB/3M00	3m	IP68 A type USB to IP68 B type USB
PX0841/AB/5M00	5m	IP68 A type USB to IP68 B type USB

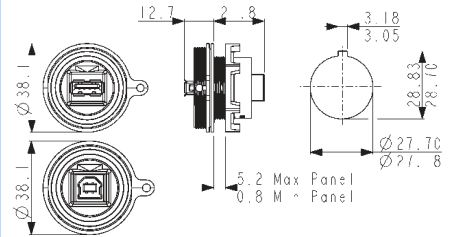
Front Panel Mounting Connector



PX0842/A

PX0842/B

- PX0842/A - USB 'A' type IP68 connector
- PX0842/B - USB 'B' type IP68 connector
- Opposite connector to rear of panel
- Mates with PX0840 and PX0841 cable connectors



Part no.

Description

PX0842/A	IP68 A type USB, front panel mounted. Sealed A type at front of panel, standard B type at rear
PX0842/B	IP68 B type USB, front panel mounted. Sealed B type at front of panel, standard A type at rear.

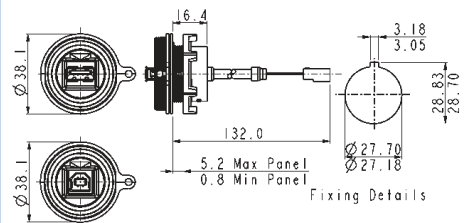
Front Panel Mounting Connector



PX0843/A

PX0843/B

- PX0843/A - USB 'A' type IP68 connector
- PX0843/B - USB 'B' type IP68 connector
- Leaded with 5 way crimp connector
- Mates with PX0840 and PX0841 cable connectors



Part no.

Description

PX0843/A	IP68 A type USB, front panel mounted. Sealed A type at front of panel, 5 way crimp connector at rear.
PX0843/B	IP68 B type USB, front panel mounted. Sealed B type at front of panel, 5 way crimp connector at rear.
PX0460/A	As PX0843/A with exposed braid for use with PX0465 screening can
PX0460/B	As PX0843/B with exposed braid for use with PX0465 screening can

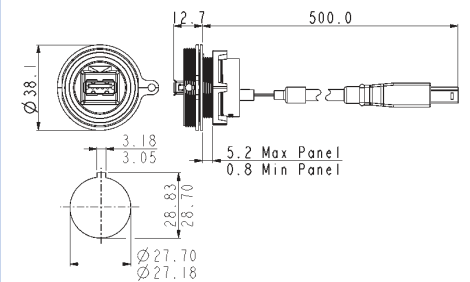
Front Panel Mounting Connector



PX0844/A

PX0844/B

- IP68 Sealed through panel
- PX0844/A - USB 'A' type IP68 connector
- PX0844/B - USB 'B' type IP68 connector
- Standard USB interface plug options to rear of panel
- 500mm standard cable length, other lengths available
- Mates with PX0840 and PX0841 cable connectors



Part no.

Description

PX0844/A/0M50/A	IP68 A type USB, sealed through panel, Sealed 'A' type at front of panel, standard 'A' type at rear
PX0844/A/0M50/B	IP68 A type USB, sealed through panel, Sealed 'A' type at front of panel, standard 'B' type at rear
PX0844/B/0M50/A	IP68 B type USB, sealed through panel, Sealed 'B' type at front of panel, standard 'A' type at rear
PX0844/B/0M50/B	IP68 B type USB, sealed through panel, Sealed 'B' type at front of panel, standard 'B' type at rear

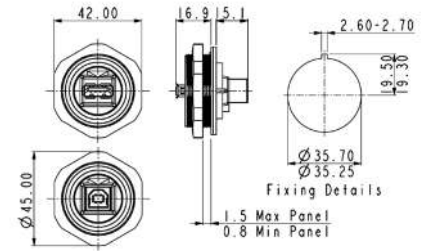
Rear Panel Mounting Connector



PX0848/A

PX0848/B

- PX0848/A - USB 'A' type IP68 connector
- PX0848/B - USB 'B' type IP68 connector
- Opposite connector to rear of panel
- Mates with PX0840 and PX0841 cable connectors



Part no. **Description**

PX0848/A	IP68 A type USB, rear panel mounted. Sealed A type at front of panel, standard B type at rear.
PX0848/B	IP68 B type USB, rear panel mounted. Sealed B type at front of panel, standard A type at rear.

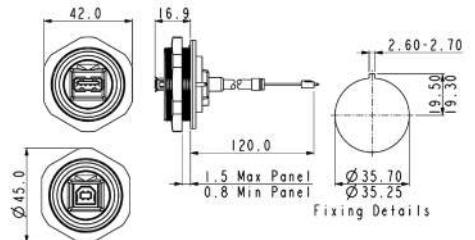
Rear Panel Mounting Connector



PX0849/A

PX0849/B

- PX0849/A - USB 'A' type IP68 connector
- PX0849/B - USB 'B' type IP68 connector
- Leaded with 5 way header
- Mates with PX0840 and PX0841 cable connectors



Part no. **Description**

PX0849/A	IP68 A type USB, rear panel mounted. Sealed A type at front of panel, 5 way header at rear.
PX0849/B	IP68 B type USB, rear panel mounted. Sealed B type at front of panel, 5 way header at rear.

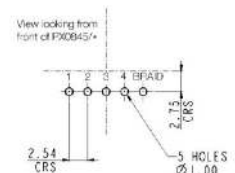
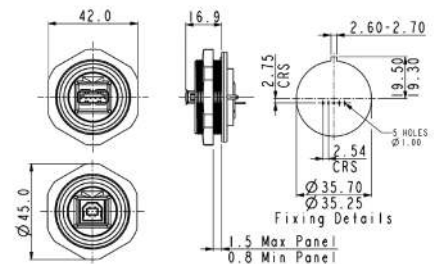
PCB Panel Mounting Connector- PCB Direct Mount



PX0845/A

PX0845/B

- PX0845/A - USB 'A' type IP68 connector
- PX0845/B - USB 'B' type IP68 connector
- PCB contacts at rear
- Direct PCB mount
- Mates with PX0840 and PX0841 cable connectors



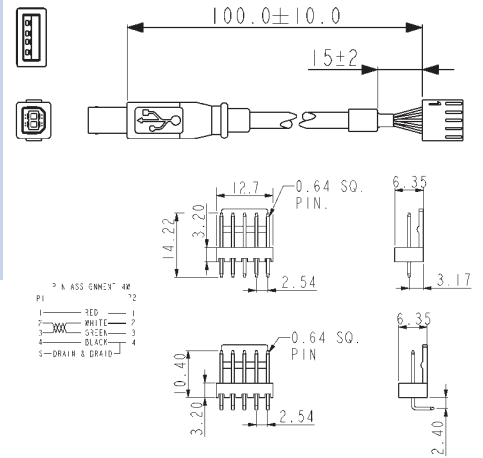
Part no. **Description**

PX0845/A	IP68 A type USB, rear panel mounted. Sealed A type at front of panel, direct mount PCB contacts at rear.
PX0845/B	IP68 B type USB, rear panel mounted. Sealed B type at front of panel, direct mount PCB contacts at rear.

PCB Adaptor Leads



- Standard A and B type USB connectors to 5 way crimp adaptor leads
- 5 way headers, 2.54mm pitch, horizontal or vertical mounting



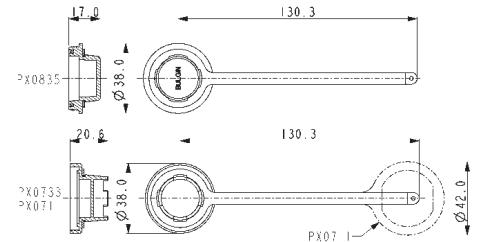
Part no. Description

14193	USB 'A' type to 5 way crimp connector
14194	USB 'B' type to 5 way crimp connector
14191	5 way PCB header straight
14192	5 way PCB header right angle

Accessories



- Sealing caps to maintain IP68 rating when connectors are not in use
- PX0835 for cable connectors PX0840 & PX0841
- PX0733 for front panel mount connectors PX0842, PX0843 & PX0844
- PX0711 for rear panel mount connectors PX0848, PX0849 & PX0845



Part no. Description

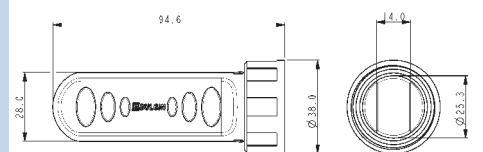
PX0835	Sealing Cap for cable connectors (PX0840, PX0841)
PX0733	Sealing Cap for front panel mounting connector (PX0842, PX0843 & PX0844)
PX0711	Sealing Cap for rear panel mounting connector (PX0848, PX0849, PX0845)

USB Flash Drive Cover



PX0852

- For use with USB Flash Drives
- Maintains IP68 rating when mated with panel connector
- For use with 'A' type connectors: PX0842, PX0843, PX0845, PX0848 & PX0849
- Internal accommodation 17.5 x 14.0 x 83mm approx.

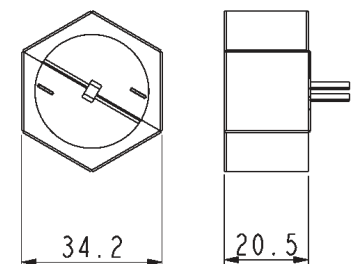


Screening Can



PX0465

- Maintains cable screening directly to panel
- Screening can clips around the panel fixing nut
- For use on PX0460/A and PX0460/B





Cables & connectors

Mechanical	IP68, EN60529:1992+A2:2013 (10m depth for 2 weeks)
Sealing	IP69K, Tested in accordance with DIN 40050/Part 9 IP6k9k
Operating temperature	0°C to +70°C
Salt Mist	EN60068-2-52 Test Kb Salt Mist (Cyclic) Marine Severity Level 1

Electrical

No. of Contacts	4
Current rating	1A
Voltage rating	30V AC (RMS)
Contact resistance	30m Ω max.
Performance	USB version 2.0

Materials - Overmoulded

Overmould material	PVC (black)
Flammability rating	UL94V-0

Materials - Re-wireable and Panel Connectors

Shell material	Steel
Shell plating	Nickel
Contact material	Copper Alloy
Contact plating	30 micro inch Gold
Connector body & locking ring	Glass Loaded Polyester
Panel connector	Acetal
Flammability rating	UL94 HB
'O' rings	Silicone
Panel Gasket - round	Silicone
Panel Gasket - square	Neoprene
Mating cycles	1,000
RoHS	Compliant

Materials - cable

Cable Jacket	PVC (black)
Screen	Tinned copper braid
Flammability	UL94V-0
RoHS	Compliant

Length:		Conductors	Conductors
	2m	Dia	Signal
	3m	4.8mm	2 x 28AWG
	5m	5.0mm	2 x 28AWG
	5.2mm	2 x 25AWG	2 x 20AWG

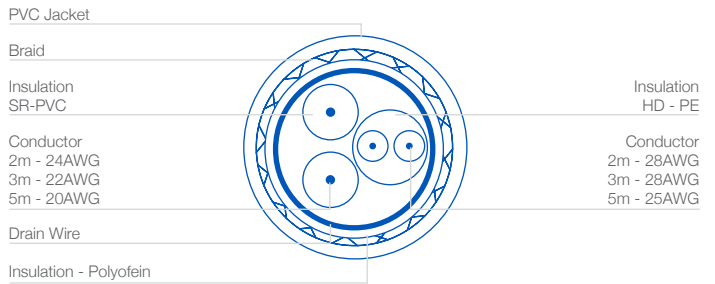
PCB adaptor leads

Electrical	
No. of conductors	4
Current rating	1A
Voltage rating	30V AC (RMS)
Contact resistance	<10m Ω max.
PCB pitch	2.54mm

Materials

Moulding	Polycarbonate
Flammability	UL94V-0
Contact material	Copper Alloy
Contact plating	30 micro inch Gold
Wire insulation	PVC (black)
Flammability	UL94-V0
Conductors	4 x 28AWG
Operating temperature	0°C to +70°C
Mating cycles	1,000
RoHS	Compliant

Cable construction - PX0840, PX0841



Contact Diagram - PX0843 & PX0849

P1	PAIR	WIRE COLOUR	P2
+5V 1	—	RED	1 +5V
USB- 2 USB+ 3	⊗	WHITE / BLUE	2 USB- 3 USB+
GND 4	—	BLACK	4 GND
5	—	DRAIN & BRAID	5