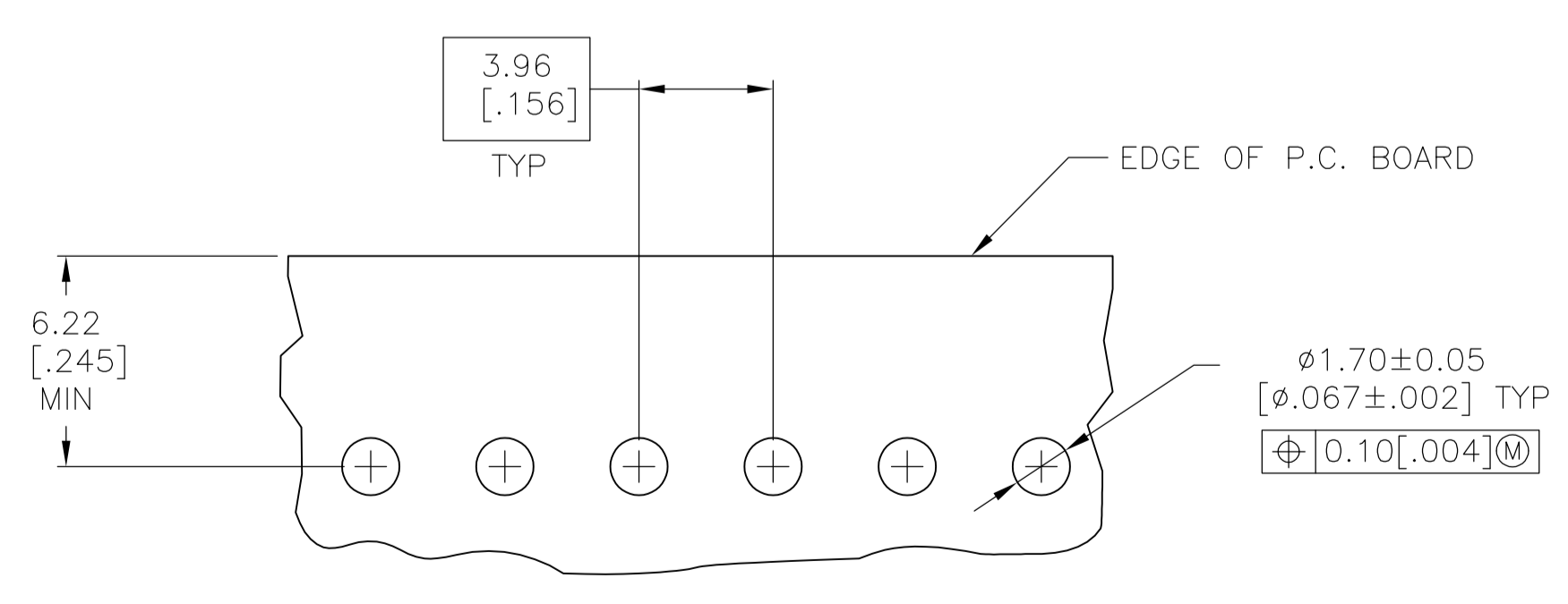
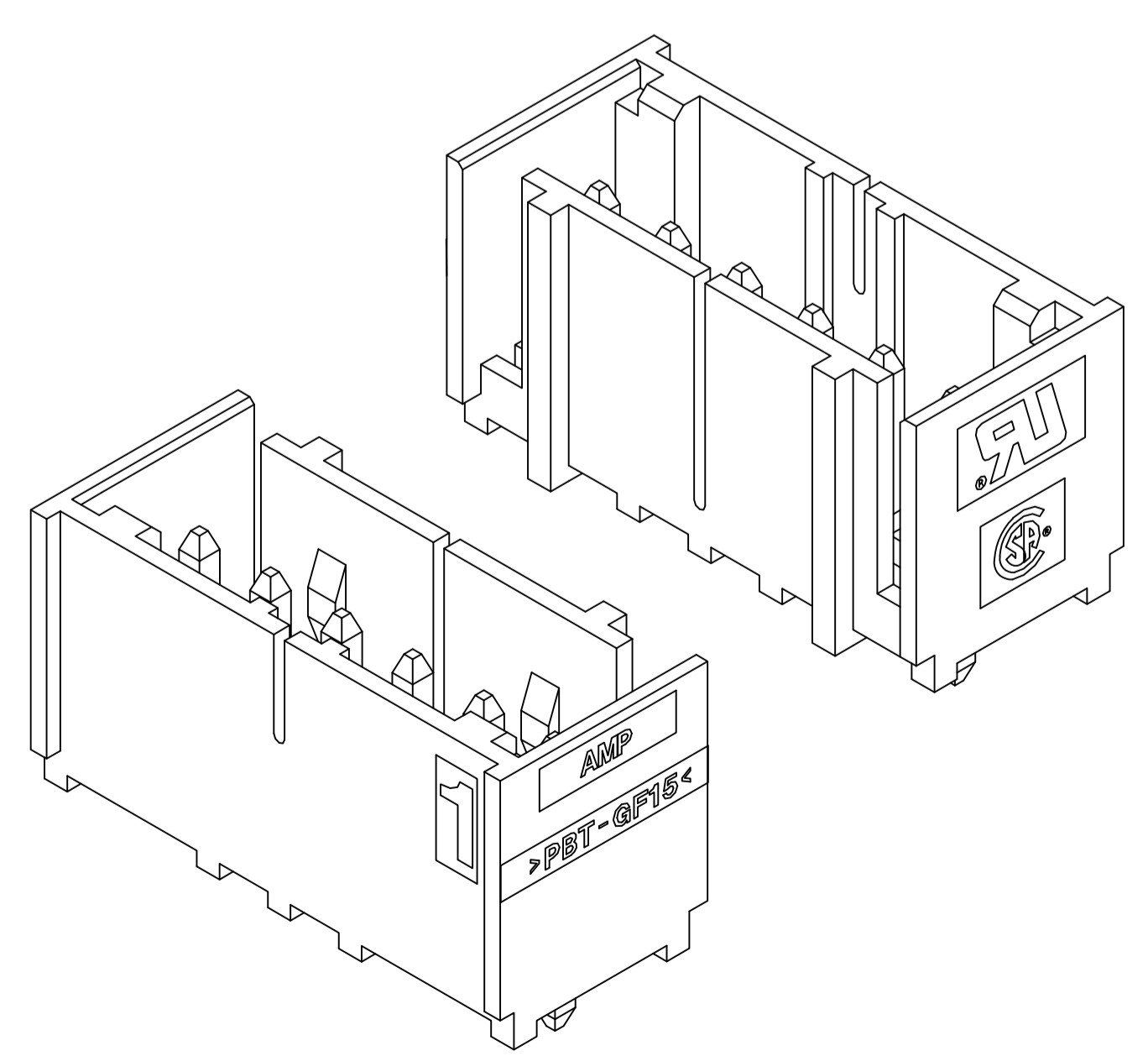
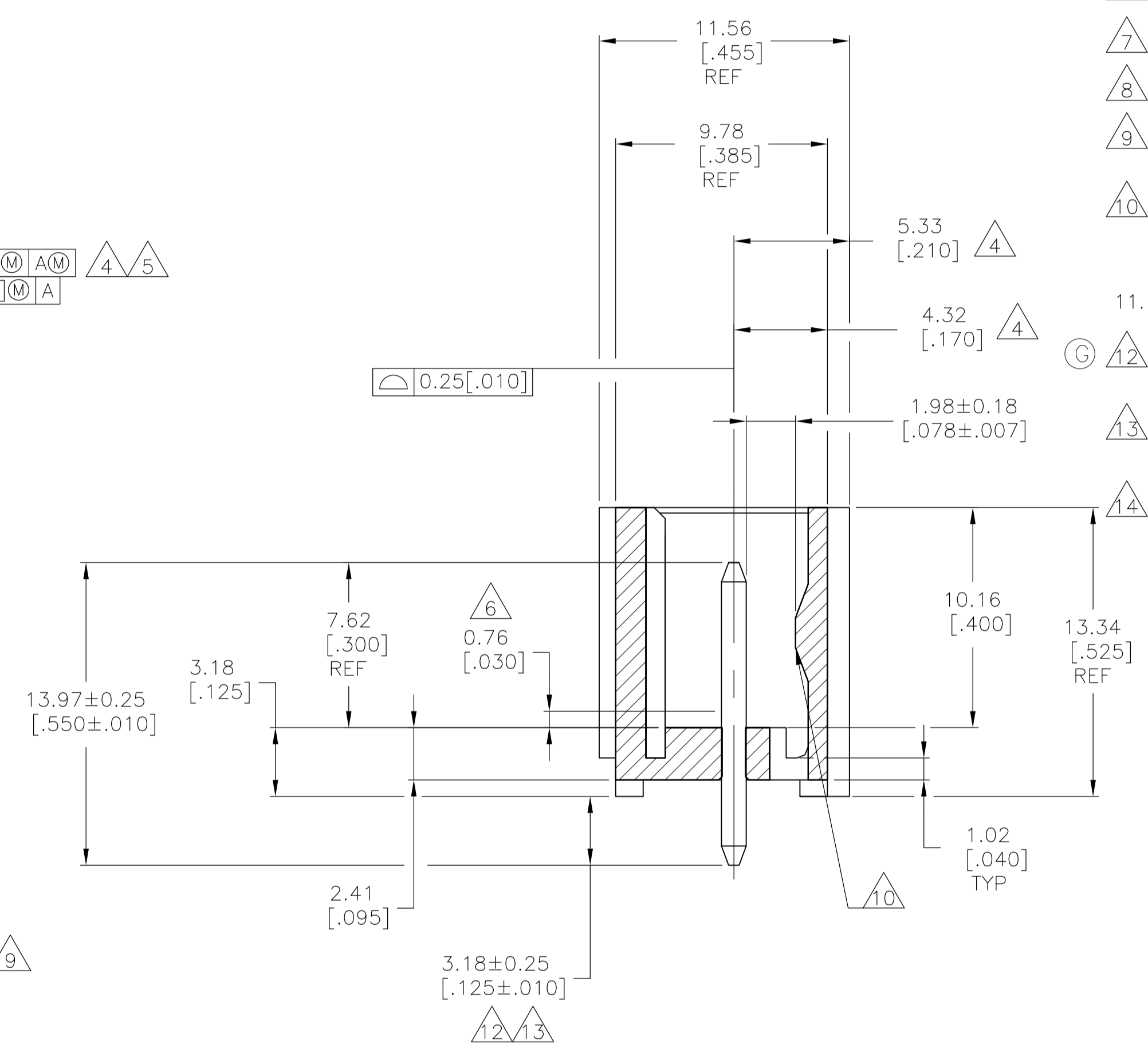
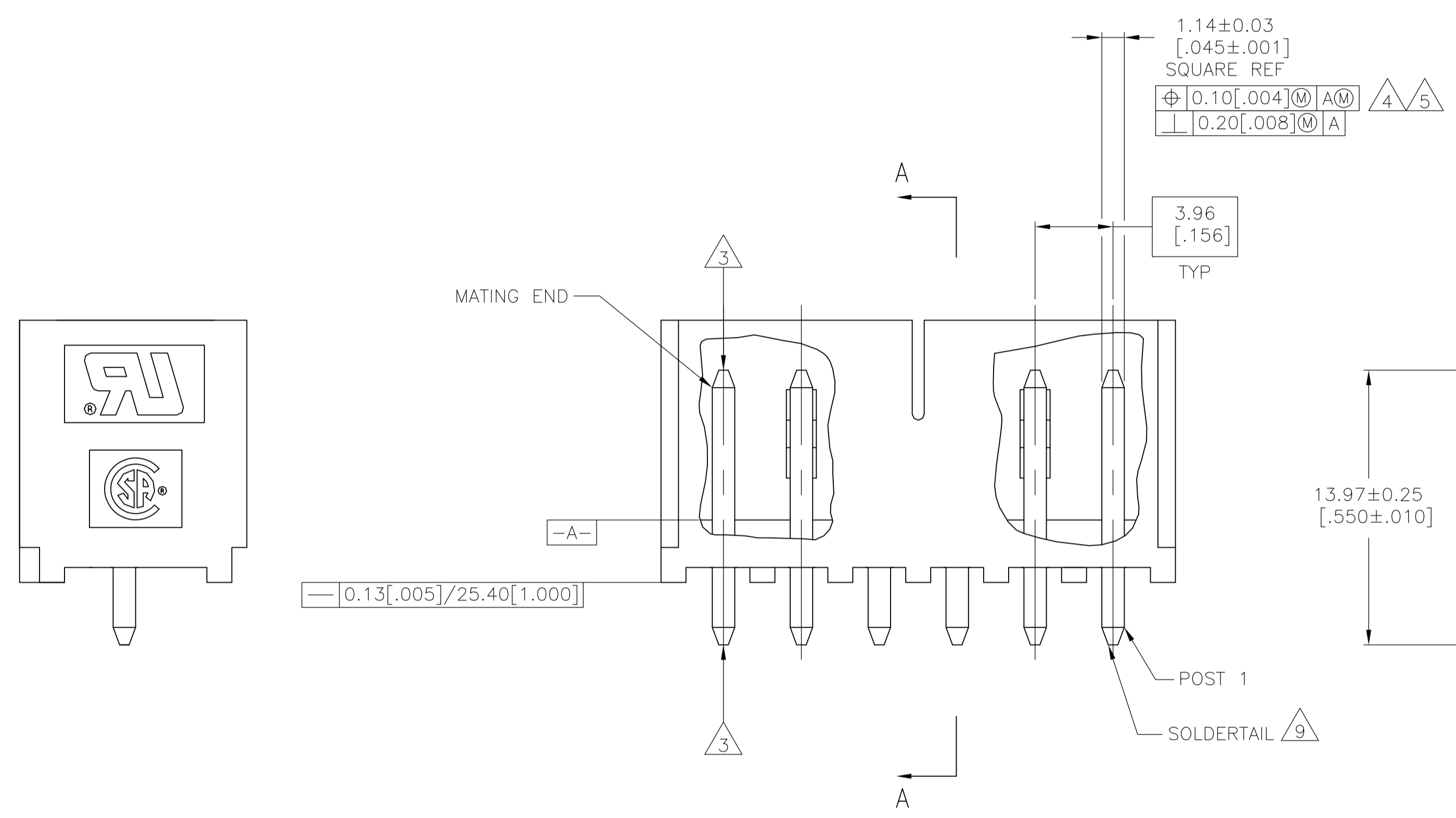
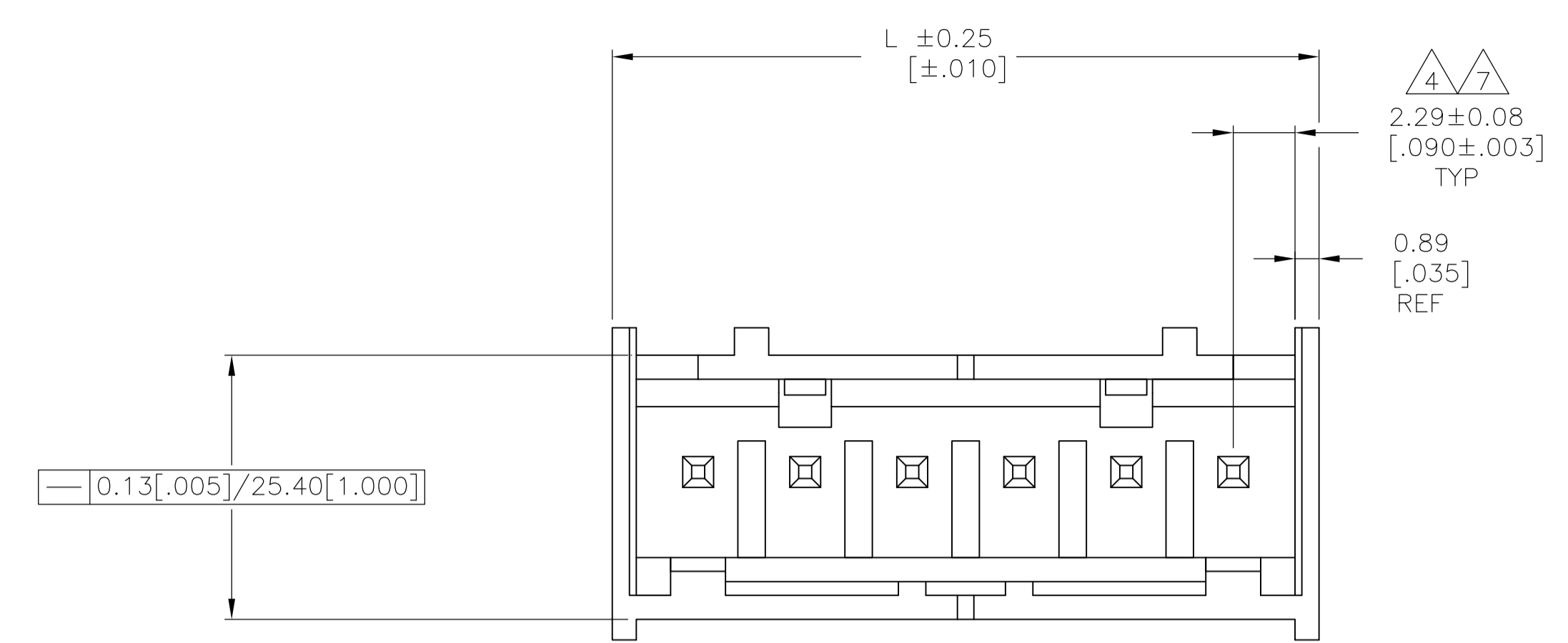


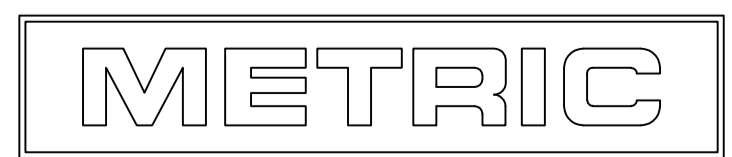
LOC	DIST	REVISIONS				
CM	0	REV	DESCRIPTION	DATE	BY	APPV
		F2	REVISED PER ECO-11-004917	11MAR11	RK	HMR
		G	ECR-13-014450	12OCT13	MT	DZ



- MATERIAL:
HOUSING - THERMOPLASTIC POLYESTER, GLASS FILLED, UL94-0.
POST - COPPER ALLOY
- FINISH:
HOUSING - BLACK
POST - SEE NOTES 12 AND 13.
- POST TO WITHSTAND 3LBS (16N) MIN AXIAL FORCE IN THIS DIRECTION WITHOUT DISLODGING.
- APPLIES AT -A-.
- APPLIES WHEN HEADER IS STRAIGHT.
- PLASTIC PROJECTIONS PERMITTED IN THIS ZONE.
- COORDINATE DIMENSIONS APPLIES FROM CENTER OF ACTUAL FEATURE.
- SOLDER SIDE OF BOARD IS SHOWN.
- POST SOLDER TAIL MUST COMPLY WITH AMP SOLDERABILITY SPEC 109-11-2.
- LATCH DETENT FEATURE APPEARS 1 PLACE ON EACH END OF PART (MAX OF 2 PER PART) ON ALL POSITIONS 4 THRU 12. THE LATCH APPEARS ONLY ONE PLACE ON 2 & 3 POSITION PARTS.
- DIMENSIONS IN BRACKETS ARE IN INCHES.
- MATTE TIN PLATE 0.00381 - 0.00889 [.000150 - .000350] THICK, OVER NICKEL UNDERPLATE 0.00127 [.000050] MIN THICK.
- MATTE TIN PLATE 0.00381 - 0.00889 [.000150 - .000350] THICK, OVER NICKEL UNDERPLATE 0.00127 [.000050] MIN THICK.
- OBsolete PARTS: OBsolete CIS STREAMLINING PER D.RENAUD/D.SINISI

REV	DESCRIPTION	DATE	BY	APPV
49.94	1.966	12	3-647123-2	
45.97	1.810	11	3-647123-1	
42.01	1.654	10	3-647123-0	
38.05	1.498	9	2-647123-9	
34.09	1.342	8	2-647123-8	
30.12	1.186	7	2-647123-7	
26.16	1.030	6	2-647123-6	
22.20	.874	5	2-647123-5	
18.24	.718	4	2-647123-4	
14.27	.562	3	2-647123-3	
10.31	.406	2	2-647123-2	

647123-6 SHOWN



THIS DRAWING IS A CONTROLLED DOCUMENT.

DIMENSIONS: mm [INCHES]	TOLERANCES UNLESS OTHERWISE SPECIFIED:	DIN S CARPENTER 22JUL03	APPRO D BOSSI 22JUL03	NAME
0 PLC ± -	1 PLC ± -	2 PLC ± -	3 PLC ± -	4 PLC ± -
ANGLES ± -				
MATERIAL	FINISH	WEIGHT	SIZE	CAGE CODE
			A1	00779
CUSTOMER DRAWING		SCALE	SHEET	REV
		5:1	1 of 1	

STE TE Connectivity
MTA-156 SHROUDED HEADER ASSEMBLY, STRAIGHT .045 SQUARE POST, TIN W/O RETENTION PEG